

ANNUAL FINANCIAL REPORT
PAROCHIAL EMPLOYEES' RETIREMENT SYSTEM
OF LOUISIANA
BATON ROUGE, LOUISIANA
DECEMBER 31, 2022 AND 2021

PAROCHIAL EMPLOYEES' RETIREMENT SYSTEM OF LOUISIANA

INDEX TO ANNUAL FINANCIAL REPORT

DECEMBER 31, 2022 AND 2021

	<u>PAGE</u>
INDEPENDENT AUDITOR'S REPORT	1 – 4
MANAGEMENT'S DISCUSSION AND ANALYSIS	5 – 10
FINANCIAL STATEMENTS:	
Statements of Fiduciary Net Position	11
Statements of Changes in Fiduciary Net Position	12
Notes to Financial Statements.....	13 – 45
REQUIRED SUPPLEMENTARY INFORMATION:	
Schedule of Changes in Net Pension Liability (Asset) – Plan A & B	46 – 49
Schedule of Employers' Net Pension Liability (Asset) – Plan A & B	50 – 51
Schedule of Contributions – Employer and Non-Employer Contributing Entities – Plan A & B	52 – 53
Schedule of Investment Returns – Plan A & B	54
Schedule of Changes in the Total OPEB Liability	55
Schedule of the System's OPEB Contributions.....	56
Notes to Required Supplementary Information	57 – 62
OTHER SUPPLEMENTARY INFORMATION:	
Individual Plans' Statements of Fiduciary Net Position.....	63
Individual Plans' Statements of Changes in Fiduciary Net Position	64
Schedule of Administrative and Investment Expenses – Budget to Actual	65
Statements of Changes in Reserve Balances – Plan A & B	66 – 67
Schedule of Per Diem Paid to Board Members	68
Schedule of Compensation, Benefits, and Other Payments to Agency Head	69
INDEPENDENT AUDITOR'S REPORT ON INTERNAL CONTROL OVER FINANCIAL REPORTING AND ON COMPLIANCE AND OTHER MATTERS BASED ON AN AUDIT OF FINANCIAL STATEMENTS PERFORMED IN ACCORDANCE WITH <i>GOVERNMENT AUDITING STANDARDS</i>	70 – 71
SUMMARY SCHEDULE OF FINDINGS	72



Duplantier Hrapmann Hogan & Maher, LLP

A.J. Duplantier, Jr., CPA
(1919-1985)

Felix J. Hrapmann, Jr., CPA
(1919-1990)

William R. Hogan, Jr., CPA
(1920-1996)

James Maher, Jr., CPA
(1921-1999)

INDEPENDENT AUDITOR'S REPORT

Lindsay J. Calub, CPA, LLC
Michelle H. Cunningham, CPA
Dennis W. Dillon, CPA
Grady C. Lloyd, III CPA

June 19, 2023

Heather M. Jovanovich, CPA
Terri L. Kitto, CPA
Robynn P. Beck, CPA
John P. Butler, CPA
Jason C. Montegut, CPA
Wesley D. Wade, CPA
Gregory J. Binder, IT Director
Colleen A. Casey, CPA

Michael J. O' Rourke, CPA
William G. Stamm, CPA

New Orleans
1615 Poydras Street,
Suite 2100
New Orleans, LA 70112
Phone: (504) 586-8866
Fax: (504) 525-5888

Northshore
1290 Seventh Street
Slidell, LA 70458
Phone: (985) 641-1272
Fax: (985) 781-6497

Houma
247 Corporate Drive
Houma, LA 70360
Phone: (985) 868-2630
Fax: (985) 872-3833

Napoleonville
5047 Highway 1
P.O. Box 830
Napoleonville, LA 70390
Phone: (985) 369-6003
Fax: (985) 369-9941

Board of Trustees
Parochial Employees' Retirement System of Louisiana
Baton Rouge, Louisiana

Report on the Audit of the Financial Statements

Opinion

We have audited the accompanying financial statements of the Parochial Employees' Retirement System of Louisiana (the System), as of and for the years ended December 31, 2022 and 2021, and the related notes to the financial statements, which collectively comprise the Parochial Employees' Retirement System of Louisiana's basic financial statements as listed in the index to annual financial report.

In our opinion, the financial statements referred to above present fairly, in all material respects, the fiduciary net position of the Parochial Employees' Retirement System of Louisiana as of December 31, 2022 and 2021, and the respective changes in fiduciary net position for the years then ended in accordance with accounting principles generally accepted in the United States of America.

Basis for Opinion

We conducted our audit in accordance with auditing standards generally accepted in the United States of America and the standards applicable to financial audits contained in *Government Auditing Standards*, issued by the Comptroller General of the United States. Our responsibilities under those standards are further described in the Auditor's Responsibilities for the Audit of the Financial Statements section of our report. We are required to be independent of the System and to meet our other ethical responsibilities, in accordance with the relevant ethical requirements relating to our audit. We believe that the audit evidence we have obtained is sufficient and appropriate to provide a basis for our audit opinion.

www.dhhmcpa.com

Members
American Institute of
Certified Public Accountants
Society of LA CPAs

Responsibilities of Management for the Financial Statements

Management is responsible for the preparation and fair presentation of the financial statements in accordance with accounting principles generally accepted in the United States of America, and for the design, implementation, and maintenance of internal control relevant to the preparation and fair presentation of financial statements that are free from material misstatement, whether due to fraud or error.

In preparing the financial statements, management is required to evaluate whether there are conditions or events, considered in the aggregate, that raise substantial doubt about the System's ability to continue as a going concern for twelve months beyond the financial statement date, including any currently known information that may raise substantial doubt shortly thereafter.

Auditor's Responsibilities for the Audit of the Financial Statements

Our objectives are to obtain reasonable assurance about whether the financial statements as a whole are free from material misstatement, whether due to fraud or error, and to issue an auditor's report that includes our opinion. Reasonable assurance is a high level of assurance but is not absolute assurance and therefore is not a guarantee that an audit conducted in accordance with generally accepted auditing standards and *Government Auditing Standards* will always detect a material misstatement when it exists. The risk of not detecting a material misstatement resulting from fraud is higher than for one resulting from error, as fraud may involve collusion, forgery, intentional omissions, misrepresentations, or the override of internal control. Misstatements are considered material if there is a substantial likelihood that, individually or in the aggregate, they would influence the judgment made by a reasonable user based on the financial statements.

In performing an audit in accordance with generally accepted auditing standards and *Government Auditing Standards*, we:

- Exercise professional judgment and maintain professional skepticism throughout the audit.
- Identify and assess the risks of material misstatement of the financial statements, whether due to fraud or error, and design and perform audit procedures responsive to those risks. Such procedures include examining, on a test basis, evidence regarding the amounts and disclosures in the financial statements.
- Obtain an understanding of internal control relevant to the audit in order to design audit procedures that are appropriate in the circumstances, but not for the purpose of expressing an opinion on the effectiveness of the System's internal control. Accordingly, no such opinion is expressed.
- Evaluate the appropriateness of accounting policies used and the reasonableness of significant accounting estimates made by management, as well as evaluate the overall presentation of the financial statements.
- Conclude whether, in our judgment, there are conditions or events, considered in the aggregate, that raise substantial doubt about the System's ability to continue as a going concern for a reasonable period of time.

We are required to communicate with those charged with governance regarding, among other matters, the planned scope and timing of the audit, significant audit findings, and certain internal control-related matters that we identified during the audit.

Required Supplementary Information

Accounting principles generally accepted in the United States of America require that the management's discussion and analysis and other required supplementary information, as listed in the index to annual financial report, be presented to supplement the basic financial statements. Such information is the responsibility of management and, although not a part of the basic financial statements, is required by the Governmental Accounting Standards Board, who considers it to be an essential part of financial reporting for placing the basic financial statements in an appropriate operational, economic, or historical context. We have applied certain limited procedures to the required supplementary information in accordance with auditing standards generally accepted in the United States of America, which consisted of inquiries of management about the methods of preparing the information and comparing the information for consistency with management's responses to our inquiries, the basic financial statements, and other knowledge we obtained during our audit of the basic financial statements. We do not express an opinion or provide any assurance on the information because the limited procedures do not provide us with sufficient evidence to express an opinion or provide any assurance.

Supplementary Information

Our audit was conducted for the purpose of forming an opinion on the financial statements that collectively comprise the Parochial Employees' Retirement System's basic financial statements. The accompanying other supplementary information, as listed in the index to annual financial report, is presented for the purposes of additional analysis and is not a required part of the basic financial statements. Such information is the responsibility of management and was derived from and relates directly to the underlying accounting and other records used to prepare the basic financial statements. The information has been subjected to the auditing procedures applied in the audit of the basic financial statements and certain additional procedures, including comparing and reconciling such information directly to the underlying accounting and other records used to prepare the basic financial statements or to the basic financial statements themselves, and other additional procedures in accordance with auditing standards generally accepted in the United States of America. In our opinion, the other supplementary information is fairly stated, in all material respects, in relation to the basic financial statements as a whole.

Emphasis of Matter

As disclosed in Note 4 to the financial statements, the total pension liability for the Parochial Employees' Retirement System was \$4,658,944,882 and \$4,504,994,211 for Plan A and \$414,535,459 and \$393,510,971 for Plan B, respectively, as of December 31, 2022 and 2021. The actuarial valuations were based on various assumptions made by the System's actuary. Because actual experience may differ from the assumptions used in the actuarial valuation, there is a risk that the total pension liability at December 31, 2022 and 2021 could be understated or overstated.

Other Reporting Required by *Government Auditing Standards*

In accordance with *Government Auditing Standards*, we have also issued our report dated June 19, 2023 on our consideration of the Parochial Employees' Retirement System of Louisiana's internal control over financial reporting and on our tests of its compliance with certain provisions of laws, regulations, contracts, and other matters. The purpose of that report is to describe the scope of our testing of internal control over financial reporting and compliance and the results of that testing, and not to provide an opinion on the effectiveness of the System's internal control over financial reporting or on compliance. That report is an integral part of an audit performed in accordance with *Government Auditing Standards* in considering internal control over financial reporting and compliance of the Parochial Employees' Retirement System of Louisiana.

Duplantier, Sharpner, Hogan and Gruber, LLP

New Orleans, LA

PAROCHIAL EMPLOYEES' RETIREMENT SYSTEM OF LOUISIANA
MANAGEMENT'S DISCUSSION AND ANALYSIS
AS OF AND FOR THE YEAR ENDED DECEMBER 31, 2022

The Management's Discussion and Analysis of the Parochial Employees' Retirement System's financial performance presents a narrative overview and analysis of the Parochial Employees' Retirement System's financial activities for the year ended December 31, 2022. This document focuses on the current year's activities, resulting changes, and currently known facts in comparison with the prior year's information. Please read this document in conjunction with the information contained in the Parochial Employees' Retirement System's financial statements, which begin on page 11.

FINANCIAL HIGHLIGHTS:

- Parochial Employees' Retirement System's assets and deferred outflows exceeded its liabilities and deferred inflows at the close of fiscal year 2022 by \$4,664,792,361, which represents a decrease from last fiscal year. The net position restricted for pension benefits decreased by \$760,637,301 or 14.02%. The decrease is primarily due to unfavorable investment returns during 2022.
- Contributions to the System by members and employers totaled \$151,640,123, a decrease of \$3,542,219 or 2.28% over the prior year.
- The net depreciation in the fair value of investments was \$740,130,838 for 2022, compared to net appreciation of \$489,125,802 in 2021, a decrease of 251.32%. The decrease is due to unfavorable investment returns during 2022.
- The rate of return on the System's investments was (11.92%) for Plan A and Plan B based on the market value. This represents a decrease from the 2021 results in both plans.
- Pension benefits including DROP paid to retirees and beneficiaries increased by \$9,957,592 or 4.06% as a result of the increase in the number of retirees and the larger benefit amounts generally paid to newer retirees.
- Administrative expenses totaled \$2,113,304, an increase of \$283,241 or 15.48%.
- The cost of administering the System per member during 2022 was \$56 per individual. This figure is derived by dividing total administrative expenses by the sum of active and retired employees, survivors, and terminated employees eligible for a refund or benefit.

OVERVIEW OF THE FINANCIAL STATEMENTS:

The discussion and analysis are intended to serve as an introduction to the System's basic financial statements, which are comprised of three components:

- Statement of fiduciary net position,
- Statement of changes in fiduciary net position, and
- Notes to the financial statements.

This report also contains required supplemental information in addition to the basic financial statements themselves.

PAROCHIAL EMPLOYEES' RETIREMENT SYSTEM OF LOUISIANA
MANAGEMENT'S DISCUSSION AND ANALYSIS
AS OF AND FOR THE YEAR ENDED DECEMBER 31, 2022

OVERVIEW OF THE FINANCIAL STATEMENTS: (Continued)

The statement of fiduciary net position reports the System's assets, liabilities, and resultant net position restricted for pension benefits. It discloses the financial position of the System as of December 31, 2022 and 2021.

The statement of changes in fiduciary net position reports the results of the System's operations during the year disclosing the additions to and deductions from the fiduciary net position. It supports the change that has occurred to the prior year's net position value on the statement of fiduciary net position.

FINANCIAL ANALYSIS OF THE FUND:

Parochial Employees' Retirement System provides benefits to all eligible parish employees in 61 of the 64 parishes in the State of Louisiana. Employee contributions, employer contributions, and earnings on investments fund these benefits.

	Condensed Statements of Fiduciary Net Position		
	<u>2022</u>	<u>2021</u>	<u>2020</u>
Cash and investments	\$ 4,653,803,432	\$ 5,413,030,666	\$ 4,957,154,085
Receivables	40,604,577	40,444,983	41,967,032
Capital asset, net	582,998	602,710	622,531
Total assets	<u>4,694,991,007</u>	<u>5,454,078,359</u>	<u>4,999,743,648</u>
Deferred outflows of resources	33,342	44,487	15,372
Total liabilities	29,989,517	28,572,006	32,898,380
Deferred inflows of resources	242,471	121,178	202,336
Net Position Restricted for Pension Benefits	<u>\$ 4,664,792,361</u>	<u>\$ 5,425,429,662</u>	<u>\$ 4,966,658,304</u>

Fiduciary net position decreased by \$760,637,301 or 14.02% (\$4,664,792,361 compared to \$5,425,429,662). All of these assets are restricted in use to provide monthly retirement allowances to members who contributed to the System as employees and their beneficiaries. The decrease in fiduciary net position in 2022 was due primarily to unfavorable market returns during 2022 in addition to an increase in retirement benefits paid.

	Condensed Statements of Changes in Fiduciary Net Position		
	<u>2022</u>	<u>2021</u>	<u>2020</u>
Additions:			
Contributions	\$ 162,551,915	\$ 164,921,967	\$ 164,421,213
Net investment income (loss)	(649,651,053)	552,799,973	591,637,311
Other	4,182,603	6,119,360	3,225,365
Total	<u>(482,916,535)</u>	<u>723,841,300</u>	<u>759,283,889</u>
Total deductions	<u>(277,720,766)</u>	<u>(265,069,942)</u>	<u>(245,307,332)</u>
Increase(Decrease) in Fiduciary Net Position	<u>\$ (760,637,301)</u>	<u>\$ 458,771,358</u>	<u>\$ 513,976,557</u>

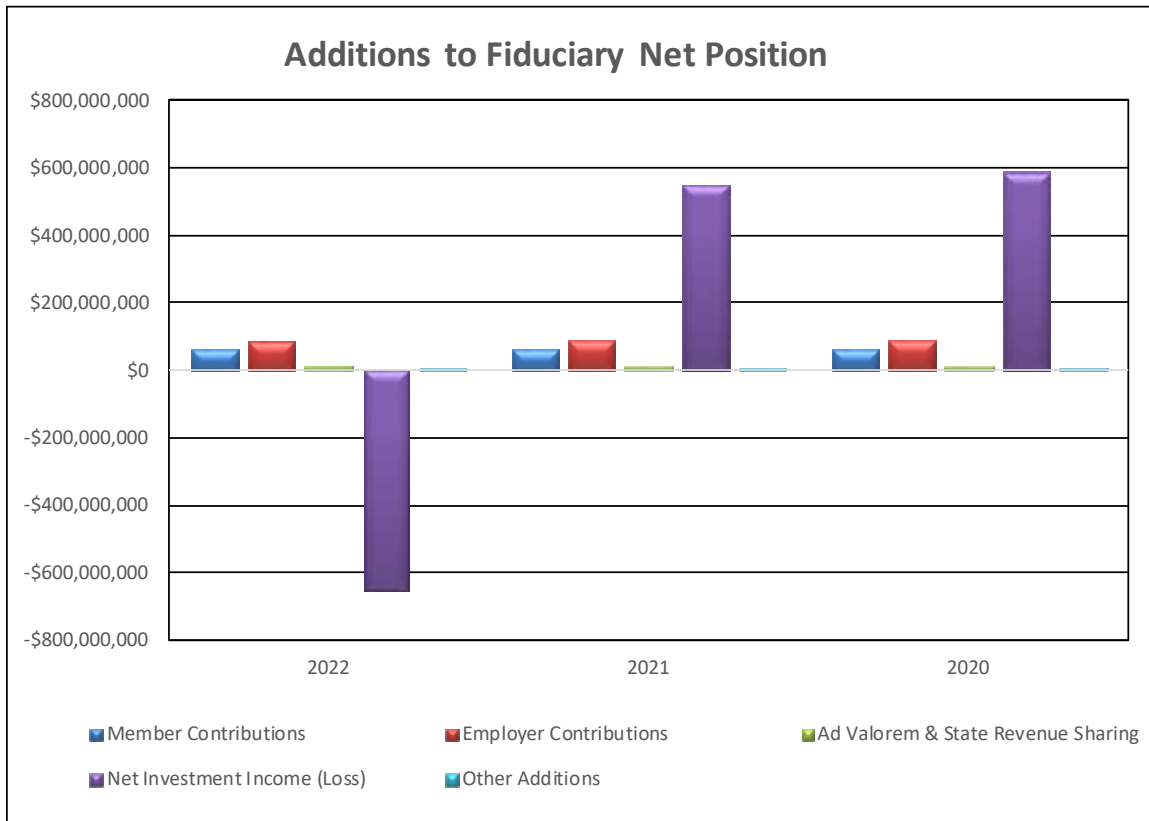
PAROCHIAL EMPLOYEES' RETIREMENT SYSTEM OF LOUISIANA
 MANAGEMENT'S DISCUSSION AND ANALYSIS
AS OF AND FOR THE YEAR ENDED DECEMBER 31, 2022

FINANCIAL ANALYSIS OF THE FUND: (Continued)

Additions to Fiduciary Net Position:

Additions to the System's fiduciary net position were derived from member and employer contributions and net investment income (loss). During the year ended December 31, 2022, member contributions increased by \$445,513 or 0.69% and employer contributions decreased by \$3,985,732 or 4.39%. During the year ended December 31, 2021, member contributions increased by \$287,461 or 0.45% and employer contributions increased by \$396,789 or 0.44%. During the year ended December 31, 2022, the System experienced a net investment loss of \$649,651,053 compared to net investment income of \$552,799,973 in 2021. The decrease in fiduciary net position in 2022 was due primarily to unfavorable investment returns. During the year ended December 31, 2021, the System experienced net investment income of \$552,799,973 compared to net investment income of \$591,637,311 in 2020. The increase in fiduciary net position in 2021 was due primarily to favorable investment returns.

	<u>2022</u>	<u>2021</u>	<u>2020</u>
Member Contributions	\$ 64,784,669	\$ 64,341,156	\$ 64,053,695
Employer Contributions	86,855,454	90,841,186	90,444,397
Ad Valorem & State Revenue Sharing	10,911,792	9,739,625	9,923,121
Net Investment Income (Loss)	(649,651,053)	552,799,973	591,637,311
Other Additions	4,182,603	6,119,360	3,225,365
Total	<u>\$ (482,916,535)</u>	<u>\$ 723,841,300</u>	<u>\$ 759,283,889</u>



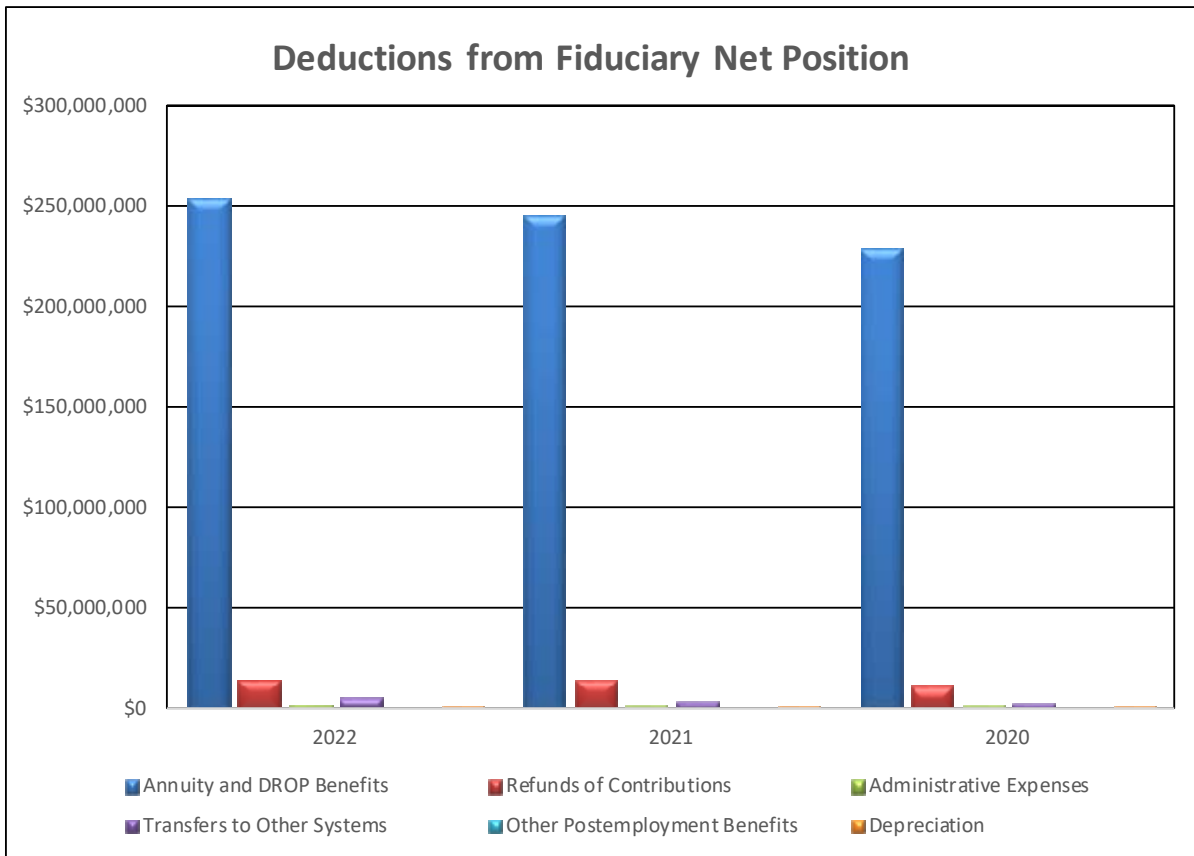
PAROCHIAL EMPLOYEES' RETIREMENT SYSTEM OF LOUISIANA
 MANAGEMENT'S DISCUSSION AND ANALYSIS
AS OF AND FOR THE YEAR ENDED DECEMBER 31, 2022

FINANCIAL ANALYSIS OF THE FUND: (Continued)

Deductions from Fiduciary Net Position:

Deductions from fiduciary net position include mainly retirement, death and survivor benefits and administrative expenses. Deductions from fiduciary net position totaled \$277,720,766 in fiscal year 2022, an increase of \$12,650,824 or 4.77%. Annuity benefits including DROP increased by \$9,957,592 as a result of the increase in the number of retirees and the larger benefit amounts generally paid to newer retirees. Deductions from fiduciary net position totaled \$265,069,942 in fiscal year 2021, an increase of \$19,762,610 or 8.06%. Annuity benefits including DROP increased by \$15,469,490 as a result of the increase in the number of retirees, the larger benefit amounts generally paid to newer retirees and a COLA granted effective January 1, 2021.

	<u>2022</u>	<u>2021</u>	<u>2020</u>
Annuity and DROP Benefits	\$ 254,984,525	\$ 245,026,933	\$ 229,557,443
Refunds of Contributions	15,212,155	14,900,302	11,357,613
Administrative Expenses	2,113,304	1,830,063	1,892,599
Transfers to Other Systems	5,391,070	3,292,823	2,479,310
Depreciation expense	19,712	19,821	20,367
Total	<u>\$ 277,720,766</u>	<u>\$ 265,069,942</u>	<u>\$ 245,307,332</u>



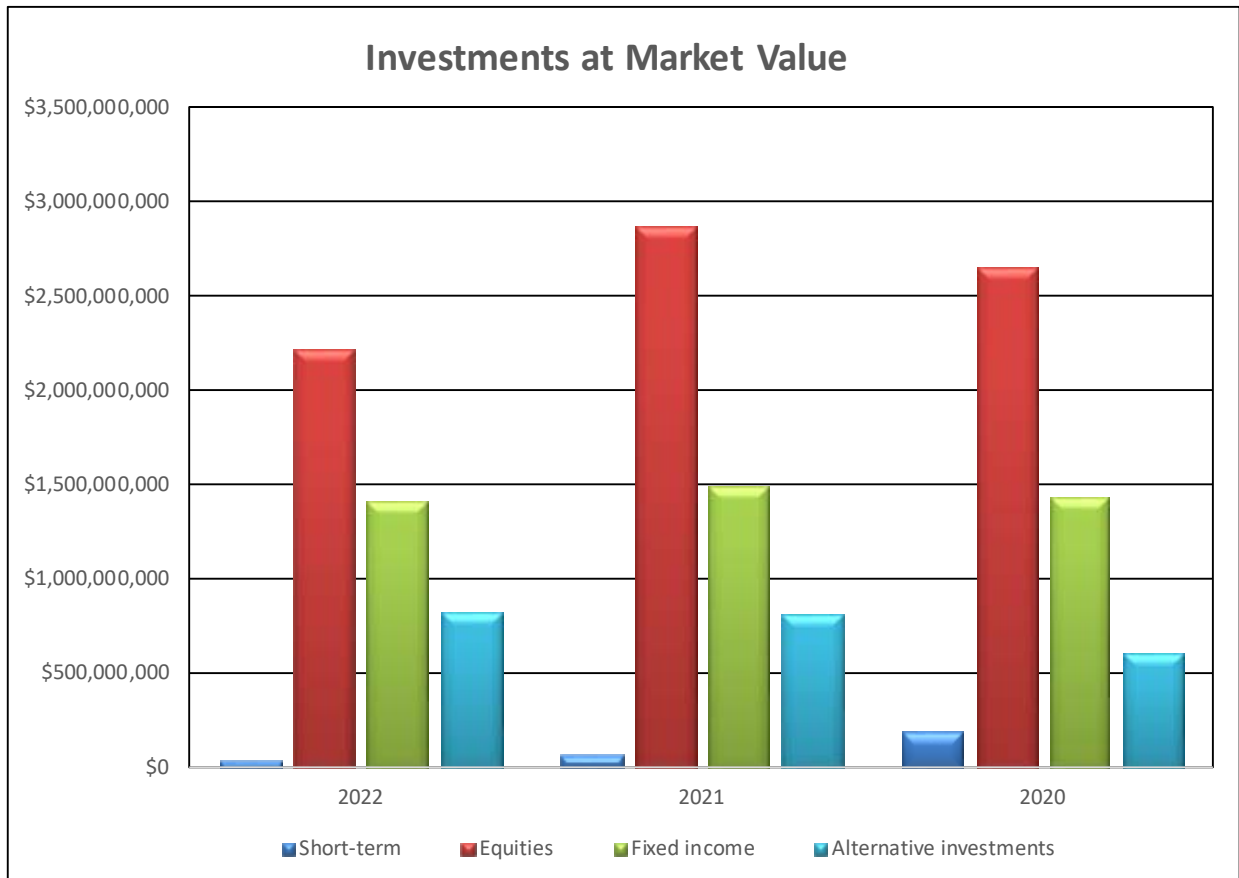
PAROCHIAL EMPLOYEES' RETIREMENT SYSTEM OF LOUISIANA
 MANAGEMENT'S DISCUSSION AND ANALYSIS
AS OF AND FOR THE YEAR ENDED DECEMBER 31, 2022

FINANCIAL ANALYSIS OF THE FUND: (Continued)

Investments:

Parochial Employees' Retirement System is responsible for the prudent management of funds held in trust for the exclusive benefits of their members' pension benefits. Funds are invested to achieve maximum returns without exposing retirement assets to unacceptable risks. Total fair value of investments at December 31, 2022 was \$4,506,277,300 as compared to \$5,243,670,555 at December 31, 2021, which is a decrease of \$737,393,255 or 14.06%. Total fair value of investments at December 31, 2021 was \$5,243,670,555 as compared to \$4,888,287,616 at December 31, 2020, which is an increase of \$355,382,939 or 7.27%. The System's investments in various markets at the end of the 2022, 2021, and 2020 fiscal years are indicated in the following table:

	<u>2022</u>	<u>2021</u>	<u>2020</u>
Short-term	\$ 38,100,861	\$ 64,499,808	\$ 186,279,097
Equities	2,217,819,398	2,863,599,962	2,650,899,879
Fixed income	1,421,315,774	1,503,088,699	1,439,962,307
Alternative investments	829,041,267	812,482,086	611,146,333
Total	<u>\$ 4,506,277,300</u>	<u>\$ 5,243,670,555</u>	<u>\$ 4,888,287,616</u>



PAROCHIAL EMPLOYEES' RETIREMENT SYSTEM OF LOUISIANA
MANAGEMENT'S DISCUSSION AND ANALYSIS
AS OF AND FOR THE YEAR ENDED DECEMBER 31, 2022

REQUESTS FOR INFORMATION:

Questions concerning any of the information provided or requests for additional financial information should be addressed to Dainna Tully, Administrative Director of the Parochial Employees' Retirement System, 7905 Wrenwood Boulevard, Baton Rouge, Louisiana 70809, (225) 928-1361.

This page intentionally left blank

PAROCHIAL EMPLOYEES' RETIREMENT SYSTEM OF LOUISIANA
STATEMENTS OF FIDUCIARY NET POSITION
DECEMBER 31, 2022 AND 2021

	<u>2022</u>	<u>2021</u>
ASSETS:		
Cash	\$ 147,526,132	\$ 169,360,111
Receivables:		
Contribution receivables	27,496,936	28,169,881
Irregular contributions receivable	377,896	989,755
Accrued interest and dividends on investments	2,351,680	1,887,289
Investment receivables	270,085	172,907
Ad valorem and state revenue sharing receivable	10,090,931	9,216,723
Other current assets	17,049	8,428
Total receivables	<u>40,604,577</u>	<u>40,444,983</u>
Investments, at fair value:		
Short-term	38,100,861	64,499,808
Equities	2,217,819,398	2,863,599,962
Fixed income	1,421,315,774	1,503,088,699
Alternative investments	829,041,267	812,482,086
Total investments	<u>4,506,277,300</u>	<u>5,243,670,555</u>
Capital assets		
(Net of accumulated depreciation)	582,998	602,710
Total assets	<u>4,694,991,007</u>	<u>5,454,078,359</u>
DEFERRED OUTFLOWS OF RESOURCES:		
Deferred outflows of resources related to OPEB	<u>33,342</u>	<u>44,487</u>
LIABILITIES:		
Accounts payable	2,642,809	3,270,120
Benefits payable	21,865,179	20,226,515
Refunds payable	2,135,460	1,692,783
Investment payable	2,891,888	2,703,977
OPEB payable	454,181	678,611
Total liabilities	<u>29,989,517</u>	<u>28,572,006</u>
DEFERRED INFLOWS OF RESOURCES:		
Deferred inflows of resources related to OPEB	<u>242,471</u>	<u>121,178</u>
NET POSITION - RESTRICTED FOR		
PENSION BENEFITS	<u>\$ 4,664,792,361</u>	<u>\$ 5,425,429,662</u>

See accompanying notes.

PAROCHIAL EMPLOYEES' RETIREMENT SYSTEM OF LOUISIANA
STATEMENTS OF CHANGES IN FIDUCIARY NET POSITION
FOR THE YEARS ENDED DECEMBER 31, 2022 AND 2021

	<u>2022</u>	<u>2021</u>
ADDITIONS:		
Contributions:		
Member contributions	\$ 64,784,669	\$ 64,341,156
Employer contributions	86,855,454	90,841,186
Ad valorem taxes and revenue sharing funds	10,911,792	9,739,625
Total contributions	<u>162,551,915</u>	<u>164,921,967</u>
INVESTMENT INCOME (EXPENSE):		
Net appreciation (depreciation) in the fair value of investments	(740,130,838)	489,125,802
Dividends, interest, and other recurring income	120,812,631	89,521,621
Miscellaneous investment income	2,176,985	299,000
	<u>(617,141,222)</u>	<u>578,946,423</u>
Less - investment expense:		
Custodial fee	306,272	334,204
Money manager fees	23,468,828	22,206,056
Other investment expense	8,442,221	3,313,680
Investment consulting	292,510	292,510
	<u>32,509,831</u>	<u>26,146,450</u>
Net investment income (loss)	<u>(649,651,053)</u>	<u>552,799,973</u>
Other additions:		
Interest - transfers, refund payback	1,354,303	2,987,996
Transfers in from other systems	2,739,536	3,074,350
Miscellaneous income	11,863	22,958
OPEB benefit	76,901	34,056
Total other additions	<u>4,182,603</u>	<u>6,119,360</u>
Total	<u>(482,916,535)</u>	<u>723,841,300</u>
DEDUCTIONS:		
Retirement, disability, and survivor annuity benefits	232,492,166	221,174,874
DROP benefits	22,492,359	23,852,059
Refund of contributions	15,212,155	14,900,302
Transfers to other systems	5,391,070	3,292,823
Administrative expenses	2,113,304	1,830,063
Depreciation expense	19,712	19,821
Total deductions	<u>277,720,766</u>	<u>265,069,942</u>
NET INCREASE (DECREASE)	(760,637,301)	458,771,358
NET POSITION RESTRICTED FOR PENSION BENEFITS:		
Beginning of year	<u>5,425,429,662</u>	<u>4,966,658,304</u>
END OF YEAR	<u>\$ 4,664,792,361</u>	<u>\$ 5,425,429,662</u>

See accompanying notes.

PAROCHIAL EMPLOYEES' RETIREMENT SYSTEM OF LOUISIANA
NOTES TO FINANCIAL STATEMENTS
DECEMBER 31, 2022 AND 2021

DESCRIPTION OF ORGANIZATION:

The Parochial Employees' Retirement System of Louisiana (System) was originally established, effective January 1, 1953, by Act #205 of the 1952 regular session of the Legislature of the State of Louisiana to provide retirement benefits to all employees of any parish in the State of Louisiana or any governing body or a parish which employs and pays persons serving the parish.

The System is administered by a Board of Trustees, that consists of seven trustees, four of whom are active or retired members of the System with at least 10 years of creditable service, elected by the members of the System for six year terms; one of whom shall be appointed by the Executive Board of the Police Jury Association of Louisiana who shall serve a four year term as an ex-officio member during his tenure; one who shall be the Chairman of the Senate Retirement Committee; and one who shall be the Chairman of the House Retirement Committee of the Legislature of Louisiana or their appointees.

Act #765 of the year 1979 established by the Legislature of the State of Louisiana revised the System to create Plan A and Plan B to replace the "regular plan" and the "supplemental plan." Plan A was designated for employers out of Social Security. Plan B was designated for those employers that remained in Social Security on the revision date.

Act #867 of the year 1997 revised the System to create Plan C. This Plan was established for a larger employer that remained in Social Security on the revision date. There were no participants in this Plan.

Act #194 of the year 2003 established a separate unfunded, non-tax qualified Excess Benefit Plan to supplement the benefits provided to members to the extent their benefits are reduced by the limitations imposed by Section 415 of the United States Internal Revenue Code.

Act #871 of the year 2010 eliminated the Expense Fund and requires all administrative expense to be paid from Plan A's Pension Accumulation Fund. Annually, a transfer of funds from Plan B shall be made to reimburse Plan A for Plan B's expenses.

The Retirement System is governed by Louisiana Revised Statutes, Title 11, Sections 1901 through 2025, specifically, and other general laws of the State of Louisiana.

1. SUMMARY OF SIGNIFICANT ACCOUNTING POLICIES:

The financial statements are prepared in accordance with the standards established by the Governmental Accounting Standards Board (GASB).

The financial statements include the provisions of GASB Statement Number 34, *Basic Financial Statements and Management's Discussion and Analysis for State and Local Governments and related standards*. This standard provides for the inclusion of management's discussion and analysis as supplementary information and other changes.

PAROCHIAL EMPLOYEES' RETIREMENT SYSTEM OF LOUISIANA
NOTES TO FINANCIAL STATEMENTS
DECEMBER 31, 2022 AND 2021

1. SUMMARY OF SIGNIFICANT ACCOUNTING POLICIES: (Continued)

The System's basic financial statements were prepared in conformity with the provisions of GASB Statement No. 67, *Financial Reporting for Pension Plans*. GASB Statement No. 67 established new standards of financial reporting for defined pension plans. Significant changes included an actuarial calculation of total and net pension liability, increased footnote disclosures regarding the pension liabilities and other related information, and provided for additional required supplementary information schedules.

Basis of Accounting:

The System's financial statements are prepared using the accrual basis of accounting. Employer and employee contributions are recognized in the period in which the employee is compensated for services performed. Benefits and refunds are recognized when due and payable in accordance with the terms of each plan.

Interest income is recognized when earned. Ad valorem taxes are recognized when assessed by the taxing body. Revenue sharing monies are recognized in the year they are appropriated by the Legislature.

Expenses are recognized in the period incurred.

Method Used to Value Investments:

As required by GASB Statement No. 72, investments are reported at fair value. Fair value is described as an exit price. This statement requires a government to use valuation techniques that are appropriate under the circumstances and for which sufficient data are available to measure fair value. Valuation techniques maximize the use of relevant observable inputs and minimize the use of unobservable inputs. This statement establishes a hierarchy of inputs to valuation techniques used to measure fair value. That hierarchy has three levels. Level 1 inputs are quoted prices (unadjusted) in active markets for identical assets or liabilities. Level 2 inputs are inputs – other than quoted prices – included within Level 1 that are observable for the asset or liability, whether directly or indirectly. Finally, Level 3 inputs are unobservable inputs, such as management's assumption of the default rate among underlying mortgages of a mortgage-backed security. This statement requires disclosures to be made about fair value measurements, the level of fair value hierarchy, and valuation techniques. These disclosures are organized by type of asset or liability. GASB 72 also requires additional disclosures regarding investments in certain entities that calculate net asset value per share (or its equivalent). These disclosures are located in Note 6.

Short-term investments are reported at market value when published prices are available, or at cost, which approximates fair value. Securities traded on a national or international exchange are valued at the last reported sales price at current exchange rates. Realized and unrealized gains and losses are reported in the Statements of Changes in Fiduciary Net Position as net appreciation

PAROCHIAL EMPLOYEES' RETIREMENT SYSTEM OF LOUISIANA
NOTES TO FINANCIAL STATEMENTS
DECEMBER 31, 2022 AND 2021

1. SUMMARY OF SIGNIFICANT ACCOUNTING POLICIES: (Continued)

Method Used to Value Investments: (Continued)

(depreciation) in fair value of investments during the period the instruments are held, and when instruments are sold or expire. Shares in external investment pools and mutual funds are equivalent to the fair value of the external investment pool and mutual funds. The investment in real estate consists of partnerships and real estate equity portfolios. These investments are valued at fair market value, which is based upon an independent appraisal or comparable sales. Fair value of investments in limited partnerships (which include private equities and hedge funds) is calculated as the System's percentage of ownership of the partner's capital reported by the partnership. Because of the inherent uncertainties in estimating fair values, it is at least reasonably possible that the estimates will change in the near term. Investments that do not have an established market are reported at estimated fair value.

Capital Assets:

Capital assets of the Parochial Employees' Retirement System of Louisiana are carried at historical cost. Depreciation is recognized on the straight-line method over the useful lives of the assets.

Estimates:

The preparation of financial statements in conformity with accounting principles generally accepted in the United States of America requires management to make estimates and assumptions that affect the reported amounts of assets and liabilities and disclosure of contingent assets and liabilities at the date of the financial statements and the reported amounts of revenue and expenses during the reporting period. Actual results could differ from those estimates. The System utilizes various investment instruments, which by nature, are exposed to a variety of risk levels and risk types, such as interest rate risk, credit, and overall market volatility. Due to the level of risk associated with certain investment securities, it is reasonably possible that changes in the values of investment securities will occur in the near term, and those changes could materially affect the amounts reported in the statements of fiduciary net position.

Deferred Outflows and Inflows of Resources:

In addition to assets, the statements of fiduciary net position report a separate section for deferred outflows of resources that represents a consumption of net position that applies to future period(s) and will not be recognized as an outflow of resources (expense) until then. The System has one item that qualifies for reporting in this category, which is amounts related to other postemployment benefits.

PAROCHIAL EMPLOYEES' RETIREMENT SYSTEM OF LOUISIANA
 NOTES TO FINANCIAL STATEMENTS
DECEMBER 31, 2022 AND 2021

1. SUMMARY OF SIGNIFICANT ACCOUNTING POLICIES: (Continued)

Deferred Outflows and Inflows of Resources: (Continued)

In addition to liabilities, the statements of fiduciary net position report a separate section for deferred inflows of resources that represents an acquisition of net position that applies to future period(s) and will not be recognized as an inflow of resources (revenue) until that time. The System has one item that meets the criterion for this category, which is amounts related to other postemployment benefits.

New Accounting Standard:

In June 2017, the Governmental Accounting Standards Board (GASB) issued Statement No. 87, *Leases*, which became effective for the year ended December 31, 2022. This statement outlines a single model for certain leases based on the foundational principle that leases are financings of the right-to-use an underlying asset. Under GASB Statement No. 87 a lessee is required to recognize a lease liability and an intangible right-to-use lease asset, and a lessor is required to recognize a lease receivable and a deferred inflow of resources, thereby enhancing the relevance and consistency of information about governments' leasing activities. The System has analyzed the provisions of GASB Statement No. 87, *Leases*, and has concluded that there are no leasing arrangements which qualify for adjustment or disclosure under the new standard. Therefore, no restatement of prior periods or cumulative effect adjustment recorded in the year of adoption, was considered necessary.

2. PLAN DESCRIPTION:

The Parochial Employees' Retirement System of Louisiana is the administrator of a cost sharing multiple employer defined benefit pension plan. The System was established and provided for by R.S.11:1901 of the Louisiana Revised Statute (LRS), through 2025.

The System provides retirement benefits to employees of taxing districts of a parish, or any branch or section of a parish, within the state which does not have their own retirement system and which elect to become members of the System. For the years ended December 31, 2022 and 2021, there were 222 and 218 contributing employers in Plan A, and 53 and 54 in Plan B, respectively.

Statewide retirement membership consisted of:

<u>2022</u>	<u>PLAN A</u>	<u>PLAN B</u>	<u>TOTAL</u>
Inactive plan members or beneficiaries receiving benefits	8,284	1,074	9,358
Inactive plan members entitled to but not yet receiving benefits	10,332	2,218	12,550
Active members	<u>13,412</u>	<u>2,314</u>	<u>15,726</u>
 TOTAL PARTICIPATING AS OF VALUATION DATE	 <u>32,028</u>	 <u>5,606</u>	 <u>37,634</u>

PAROCHIAL EMPLOYEES' RETIREMENT SYSTEM OF LOUISIANA
 NOTES TO FINANCIAL STATEMENTS
DECEMBER 31, 2022 AND 2021

2. PLAN DESCRIPTION: (Continued)

<u>2021</u>	<u>PLAN A</u>	<u>PLAN B</u>	<u>TOTAL</u>
Inactive plan members or beneficiaries receiving benefits	8,096	1,013	9,109
Inactive plan members entitled to but not yet receiving benefits	9,632	2,088	11,720
Active members	<u>13,643</u>	<u>2,367</u>	<u>16,010</u>
 TOTAL PARTICIPATING AS OF VALUATION DATE	 <u>31,371</u>	 <u>5,468</u>	 <u>36,839</u>

Eligibility Requirements:

All permanent parish government employees (except those employed by Orleans, Lafourche, and East Baton Rouge Parishes) who work at least 28 hours a week shall become members on the date of employment. New employees meeting the age and Social Security criteria have up to 90 days from the date of hire to elect to participate.

As of January 1997, elected officials, except coroners, justices of the peace, and parish presidents may no longer join the Retirement System.

Retirement Benefits:

Any member of Plan A can retire providing he/she meets one of the following criteria:

For employees hired prior to January 1, 2007:

1. Any age with thirty (30) or more years of creditable service
2. Age 55 with twenty-five (25) years of creditable service
3. Age 60 with a minimum of ten (10) years of creditable service
4. Age 65 with a minimum of seven (7) years of creditable service

For employees hired after January 1, 2007:

1. Age 55 with 30 years of service
2. Age 62 with 10 years of service
3. Age 67 with 7 years of service

PAROCHIAL EMPLOYEES' RETIREMENT SYSTEM OF LOUISIANA
NOTES TO FINANCIAL STATEMENTS
DECEMBER 31, 2022 AND 2021

2. PLAN DESCRIPTION: (Continued)

Retirement Benefits: (Continued)

Any member of Plan B can retire providing he /she meets one of the following criteria:

For employees hired prior to January 1, 2007:

1. Age 55 with thirty (30) years of creditable service
2. Age 60 with a minimum of ten (10) years of creditable service
3. Age 65 with a minimum of seven (7) years of creditable service

For employees hired after January 1, 2007:

1. Age 55 with 30 years of service
2. Age 62 with 10 years of service
3. Age 67 with 7 years of service

Generally, the monthly amount of the retirement allowance of any member of Plan A shall consist of an amount equal to 3.00% of the member's final average compensation multiplied by his/her years of creditable service. However, under certain conditions as outlined in the statutes, the benefits are limited to specified amounts.

Generally, the monthly amount of the retirement allowance for any member of Plan B shall consist of an amount equal to 2.00% of the member's final average compensation multiplied by his years of creditable service. However, under certain conditions as outlined in the statutes, the benefits are limited to specified amounts.

Survivor Benefits:

Upon the death of any member of Plan A with five (5) or more years of creditable service who is not eligible for retirement, the Plan provides for benefits for the surviving spouse and minor children as outlined in the statutes.

Any member of Plan A, who is eligible for normal retirement at time of death, the surviving spouse shall receive an automatic Option 2 benefit as outlined in the statutes.

Plan B members need ten (10) years of service credit to be eligible for survivor benefits. Upon the death of any member of Plan B with twenty (20) or more years of creditable service who is not eligible for normal retirement, the Plan provides for an automatic Option 2 benefit for the surviving spouse when he/she reaches age 50 and until remarriage if the remarriage occurs before age 55. A surviving spouse who is not eligible for Social Security survivorship or retirement benefits, and married not less than twelve (12) months immediately preceding death of the member, shall be paid an Option 2 benefit beginning at age 50.

PAROCHIAL EMPLOYEES' RETIREMENT SYSTEM OF LOUISIANA
NOTES TO FINANCIAL STATEMENTS
DECEMBER 31, 2022 AND 2021

2. PLAN DESCRIPTION: (Continued)

DROP Benefits:

Act 338 of 1990 established the Deferred Retirement Option Plan (DROP) for the Retirement System. DROP is an option for that member who is eligible for normal retirement.

In lieu of terminating employment and accepting a service retirement, any member of Plan A or B who is eligible to retire may elect to participate in the Deferred Retirement Option Plan (DROP) in which they are enrolled for three years and defer the receipt of benefits. During participation in DROP, employer contributions are payable but employee contributions cease. The monthly retirement benefits that would be payable, had the person elected to cease employment and receive a service retirement allowance, are paid into the DROP Fund.

Upon termination of employment prior to or at the end of the specified period of participation, a participant in the DROP may receive, at his option, a lump sum from the account equal to the payments into the account, a true annuity based upon his account balance in that fund, or roll over the fund to an Individual Retirement Account.

Interest is accrued on the DROP benefits for the period between the end of DROP participation and the member's retirement date.

For individuals who become eligible to participate in the Deferred Retirement Option Plan on or after January 1, 2004, all amounts which remain credited to the individual's subaccount after termination in the Plan will be placed in liquid asset money market investments at the discretion of the Board of Trustees. These subaccounts may be credited with interest based on money market rates of return, or at the option of the System, the funds may be credited to self-directed subaccounts. The participant in the self-directed portion of this Plan must agree that the benefits payable to the participant are not the obligations of the state or the System and that any returns and other rights of the Plan are the sole liability and responsibility of the participant and the designated provider to which contributions have been made.

Disability Benefits:

For Plan A, a member shall be eligible to retire and receive a disability benefit if they were hired prior to January 1, 2007 and has at least five (5) years of creditable service or if hired after January 1, 2007, has seven (7) years of creditable service, and is not eligible for normal retirement and has been officially certified as disabled by the State Medical Disability Board. Upon retirement caused by disability, if not eligible for normal retirement, a member of Plan A shall be paid a disability benefit equal to the lesser of an amount equal to 3.00% of the member's final average compensation multiplied by his years of service, not to be less than 15, or 3.00% multiplied by years of service assuming continued service to age 60 for those members who are enrolled prior to January 1, 2007 and to age 62 for those members who are enrolled January 1, 2007 and later.

PAROCHIAL EMPLOYEES' RETIREMENT SYSTEM OF LOUISIANA
NOTES TO FINANCIAL STATEMENTS
DECEMBER 31, 2022 AND 2021

2. PLAN DESCRIPTION: (Continued)

Disability Benefits: (Continued)

For Plan B, a member shall be eligible to retire and receive a disability benefit if he/she was hired prior to January 1, 2007 and has at least five (5) years of creditable service or if hired after January 1, 2007, has seven (7) years of creditable service, and is not eligible for normal retirement, and has been officially certified as disabled by the State Medical Disability Board. Upon retirement caused by disability, if not eligible for normal retirement, a member of Plan B shall be paid a disability benefit equal to the lesser of an amount equal to 2.00% of the member's final average compensation multiplied by years of service, to age 60 for those members who are enrolled prior to January 1, 2007 and to age 62 for those members who are enrolled January 1, 2007 and later.

Cost of Living Increases:

The Board is authorized to provide a cost of living allowance for those retirees who retired prior to July 1973. The adjustment cannot exceed 2.00% of the retiree's original benefit for each full calendar year since retirement and may only be granted if sufficient funds are available from investment income in excess of normal requirements. In addition, the Board may provide an additional cost of living increase to all retirees and beneficiaries who are over age 65 equal to 2.00% of the member's benefit paid on October 1, 1977, (or the member's retirement date, if later). Also, the Board may provide a cost of living increase up to 2.50% for retirees 62 and older. (RS 11:1937). Lastly, Act 270 of 2009 provided for further reduced actuarial payments to provide an annual 2.50% cost of living adjustment commencing at age 55.

3. CONTRIBUTIONS AND RESERVES:

Contributions:

Contributions for all members are established by statute at 9.50% of compensation for Plan A members and 3.00% of compensation for Plan B. The contributions are deducted from the member's salary and remitted by the participating employer.

According to state statute, contributions for all employers are actuarially determined each year. For the years ended December 31, 2022 and 2021, the actuarially determined contribution rate was 7.10% and 10.38%, respectively, of member's compensation for Plan A and 4.93% and 7.07%, respectively, of member's compensation for Plan B. The actual contribution rate for each of the fiscal years ending December 31, 2022 and 2021 was 11.50% and 12.25% respectively, for Plan A and 7.50%, for Plan B.

According to state statute, the System also receives $\frac{1}{4}$ of 1.00% of ad valorem taxes collected within the respective parishes except for Orleans and East Baton Rouge parishes. The System also receives revenue sharing funds each year as appropriated by the Legislature. Tax monies and revenue sharing monies are apportioned between Plan A and Plan B in proportion to

PAROCHIAL EMPLOYEES' RETIREMENT SYSTEM OF LOUISIANA
NOTES TO FINANCIAL STATEMENTS
DECEMBER 31, 2022 AND 2021

3. CONTRIBUTIONS AND RESERVES: (Continued)

Contributions: (Continued)

the member's compensation. These additional sources of income are used as additional employer contributions and are considered support from non-contributing entities.

Administrative costs of the System are financed through employer contributions.

Reserves:

Use of the term "reserve" by the System indicates that a portion of the fund balances is legally restricted for a specific future use. The nature and purpose of these reserves are explained below:

a. Annuity Savings:

The Annuity Savings was created by state law and is credited with contributions made by the members of the System. When a member terminates his service, or upon his death before qualifying for a benefit, the refund of his contributions is made from this reserve. If a member dies and there is a survivor who is eligible for a benefit, the amount of the member's accumulated contributions is transferred from the Annuity Savings to the Annuity Reserve. When a member retires, the amount of his accumulated contributions is transferred to Annuity Reserve to fund part of the benefits. Plan A's Annuity Savings balance was \$512,615,320 and \$500,040,376 for December 31, 2022 and 2021, respectively. The balance for Plan B was \$28,441,694 and \$27,844,616 as of December 31, 2022 and 2021, respectively.

b. Pension Accumulation Reserve:

The Pension Accumulation Reserve was created by state law and consists of contributions paid by employers, interest earned on investments, administrative expenses, and any other income or expense not covered by other accounts. This reserve account is charged annually with an amount, determined by the actuary, to be transferred to the Annuity Reserve to fund retirement benefits for existing recipients. It is also relieved when expenditures are not covered by the other accounts. The Pension Accumulation Reserve for Plan A as of December 31, 2022 and 2021 was \$1,330,861,846 and \$2,173,654,573, respectively. The balance for Plan B was \$185,113,188 and \$263,158,215 as of December 31, 2022 and 2021, respectively.

c. Annuity Reserve:

The Annuity Reserve was created by state law and consists of the reserves for all pensions, excluding cost of living increases, granted to retired members and is the reserve account

PAROCHIAL EMPLOYEES' RETIREMENT SYSTEM OF LOUISIANA
NOTES TO FINANCIAL STATEMENTS
DECEMBER 31, 2022 AND 2021

3. CONTRIBUTIONS AND RESERVES: (Continued)

Reserves: (Continued)

c. Annuity Reserve: (Continued)

from which such pensions and annuities are paid. Survivors of deceased beneficiaries also receive benefits from this reserve account. The Annuity Reserve as of December 31, 2022 and 2021 for Plan A was \$2,306,667,540 and \$2,175,658,766, respectively. The balance for Plan B was \$165,671,353 and \$146,741,543 as of December 31, 2022 and 2021, respectively.

d. Deferred Retirement Option Account:

The Deferred Retirement Option account was created by state law and consists of the reserves for all members who upon retirement eligibility elect to deposit into this account an amount equal to the member's monthly benefit if he/she had retired. A member can only participate in the program for three years, and upon termination may receive his/her benefits in a lump sum payment or a true annuity. The Deferred Retirement Option balance for Plan A as of December 31, 2022 and 2021 was \$58,657,279 and \$56,700,837, respectively. The balance for Plan B as of December 31, 2022 and 2021 was \$5,773,128 and \$6,453,303, respectively.

e. Funding Deposit Account:

The Funding Deposit Account was created by state law and consists of excess contributions collected by the System. The excess funds earn interest at the Board approved actuarial valuation rate and are credited to the fund at least once a year. These funds are due to the System freezing the employer rate at a higher rate than actuarially required. The excess funds can be used for the following purposes: (1) reduce the unfunded accrued liability, (2) reduce the future normal costs, and/or (3) pay all or a portion of any future net direct employer contributions (4) to provide funding for a cost-of-living increase. In accordance with a motion authorized by the Board of Trustees, funds were withdrawn from the Funding Deposit Account, for Plan A and Plan B, in order to fund a cost-of-living increase for retirees age 62 and older effective January 1, 2023. The board did not grant a cost-of-living increase for the calendar year beginning January 1, 2022. The Funding Deposit Account balance for Plan A as of December 31, 2022 and 2021 was \$65,263,833 and \$69,983,070, respectively. The balance for Plan B as of December 31, 2022 and 2021 was \$5,727,180 and \$5,194,363, respectively.

PAROCHIAL EMPLOYEES' RETIREMENT SYSTEM OF LOUISIANA
NOTES TO FINANCIAL STATEMENTS
DECEMBER 31, 2022 AND 2021

4. NET PENSION LIABILITY (ASSET) OF EMPLOYERS:

The components of the net pension liability of the System's employers for Plan A and Plan B determined in accordance with GASB No. 67 as of December 31, 2022 and 2021 are as follows:

	<u>PLAN A</u>		<u>PLAN B</u>	
	<u>2022</u>	<u>2021</u>	<u>2022</u>	<u>2021</u>
Total Pension Liability	\$ 4,658,944,882	\$ 4,504,994,211	\$ 414,535,459	\$ 393,510,971
Plan Fiduciary Net Position	<u>4,274,065,818</u>	<u>4,976,037,622</u>	<u>390,726,543</u>	<u>449,392,040</u>
Employers' Net Pension Liability/(Asset)	<u>\$ 384,879,064</u>	<u>\$ (471,043,411)</u>	<u>\$ 23,808,916</u>	<u>\$ (55,881,069)</u>
 Plan Fiduciary Net Position as a percentage of the Total Pension Liability	 91.74%	 110.46%	 94.26%	 114.20%

Actuarial valuations involve estimates of the value of reported amounts and assumptions about the probability of events far into the future. Examples include assumptions about future employment mortality and future salary increases. Actuarially determined amounts regarding the net pension liability are subject to continual revision as actual results are compared to past expectations, and new estimates are made about the future.

The actuarial assumptions used in the December 31, 2022 valuation were based on the assumptions used in the December 31, 2022 actuarial funding valuation, which were based on results of an actuarial experience study for the period of January 1, 2013 through December 31, 2017. The actuarial assumptions used in the December 31, 2021 valuation were based on the assumptions used in the December 31, 2021 actuarial funding valuation, which were based on results of an actuarial experience study for the period of January 1, 2013 through December 31, 2017. The required Schedules of Employers' Net Pension Liability (Asset) located in required supplementary information following the Notes to the Financial Statements presents multi-year trend information regarding whether the Plan's fiduciary net positions are increasing or decreasing over time relative to the total pension liability. The total pension liability as of December 31, 2022 and 2021 is based on actuarial valuations for the same period, updated using generally accepted actuarial procedures.

PAROCHIAL EMPLOYEES' RETIREMENT SYSTEM OF LOUISIANA
NOTES TO FINANCIAL STATEMENTS
DECEMBER 31, 2022 AND 2021

4. NET PENSION LIABILITY (ASSET) OF EMPLOYERS: (Continued)

Information on the actuarial valuation and assumptions is for both Plan A and Plan B is as follows:

Valuation date	December 31, 2022	December 31, 2021
Actuarial cost method	Entry Age Normal Cost	Entry Age Normal Cost
Investment rate of return	6.40%, net of pension plan investment expense, including inflation	6.40%, net of pension plan investment expense, including inflation
Expected remaining service lives	4 years	4 years
Inflation rate	2.30%	2.30%
Mortality	Pub-2010 Public Retirement Plans Mortality Table for Health Retirees multiplied by 130% for males and 125% for females using MP2018 scale for annuitant and beneficiary mortality. For employees, the Pub-2010 Public Retirement Plans Mortality Table for General Employees multiplied by 130% for males and 125% for females using MP2018 scale. Pub-2010 Public Retirement Plans Mortality Table for General Disabled Retirees multiplied by 130% for males and 125% for females using MP2018 scale for disabled annuitants.	Pub-2010 Public Retirement Plans Mortality Table for Health Retirees multiplied by 130% for males and 125% for females using MP2018 scale for annuitant and beneficiary mortality. For employees, the Pub-2010 Public Retirement Plans Mortality Table for General Employees multiplied by 130% for males and 125% for females using MP2018 scale. Pub-2010 Public Retirement Plans Mortality Table for General Disabled Retirees multiplied by 130% for males and 125% for females using MP2018 scale for disabled annuitants.
Salary increases	4.75% - Plan A, and 4.25% - Plan B	4.75% - Plan A, and 4.25% - Plan B

The long-term expected rate of return on pension plan investments was determined using a triangulation method which integrated the CAPM pricing model (top-down), a treasury yield curve approach (bottom-up), and an equity building-block model (bottom-up). Risk return and correlations are projected on a forward looking basis in equilibrium, in which best-estimates of expected future real rates of return (expected returns, net of pension plan investment expense and inflation) are developed for each major asset class. These rates are combined to produce the long-term expected rate of return by weighting the expected future real rates of return by the target asset allocation percentage and by adding expected inflation of 2.10% for each of the years ended December 31, 2022 and 2021, and an adjustment for the effect of rebalancing/diversification. The resulting expected long-term rate of return is 7.70% and 7.00% for the years ended December 31, 2022 and 2021, respectively.

PAROCHIAL EMPLOYEES' RETIREMENT SYSTEM OF LOUISIANA
NOTES TO FINANCIAL STATEMENTS
DECEMBER 31, 2022 AND 2021

4. NET PENSION LIABILITY (ASSET) OF EMPLOYERS: (Continued)

Best estimates of arithmetic real rates of return for each major asset class included in the System's target asset allocation as of December 31, 2022 are summarized in the following table:

<u>Asset Class</u>	Target Asset <u>Allocation</u>	Long-Term Expected Portfolio Real Rate <u>of Return</u>
Fixed Income	33%	1.17%
Equity	51%	3.58%
Alternatives	14%	0.73%
Real Assets	<u>2%</u>	<u>0.12%</u>
Totals	<u>100%</u>	<u>5.60%</u>
Inflation		<u>2.10%</u>
Expected Arithmetic Nominal Return		<u><u>7.70%</u></u>

Best estimates of arithmetic real rates of return for each major asset class included in the System's target asset allocation as of December 31, 2021 are summarized in the following table:

<u>Asset Class</u>	Target Asset <u>Allocation</u>	Long-Term Expected Portfolio Real Rate <u>of Return</u>
Fixed Income	33%	0.85%
Equity	51%	3.23%
Alternatives	14%	0.71%
Real Assets	<u>2%</u>	<u>0.11%</u>
Totals	<u>100%</u>	<u>4.90%</u>
Inflation		<u>2.10%</u>
Expected Arithmetic Nominal Return		<u><u>7.00%</u></u>

The discount rate used to measure the total pension liability was 6.40% for each of the years ended December 31, 2022 and 2021. The projection of cash flows used to determine the discount rate assumed that contributions from plan members will be made at the current contribution rates and that contributions from participating employers will be made at the actuarially determined rates approved by PRSAC taking into consideration the recommendation of the System's actuary. Based on those assumptions, the System's fiduciary net position was projected to be available to make all projected future benefit payments of current plan members. Therefore, the long-term expected rate of return on pension plan investments was applied to all periods of projected benefit payments to determine the total pension liability.

PAROCHIAL EMPLOYEES' RETIREMENT SYSTEM OF LOUISIANA
NOTES TO FINANCIAL STATEMENTS
DECEMBER 31, 2022 AND 2021

4. NET PENSION LIABILITY (ASSET) OF EMPLOYERS: (Continued)

In accordance with GASB 67, regarding the disclosure of the sensitivity of the net pension liability to changes in the discount rate, the following presents the net pension liability of the participating employers calculated as of December 31, 2022 and 2021 using the discount rate of 6.40%, as well as what the employers' net pension liability would be if it were calculated using a discount rate that is one percentage point lower (5.40%), or one percentage point higher (7.40%), than the current rate.

Changes in the discount rate for the years ended December 31, 2022 and 2021 for Plan A are as follows:

	PLAN A		
	1% Decrease 5.40%	Current Discount Rate 6.40%	1% Increase 7.40%
Net Pension Liability (Asset) - December 31, 2022	\$ 951,818,910	\$ 384,879,064	\$ (90,427,343)
Net Pension Liability (Asset) - December 31, 2021	\$ 83,977,976	\$ (471,043,411)	\$ (935,975,463)

Changes in the discount rate for the years ended December 31, 2022 and 2021 for Plan B are as follows:

	PLAN B		
	1% Decrease 5.40%	Current Discount Rate 6.40%	1% Increase 7.40%
Net Pension Liability (Asset) - December 31, 2022	\$ 77,041,714	\$ 23,808,916	\$ (20,751,830)
Net Pension Liability (Asset) - December 31, 2021	\$ (4,825,756)	\$ (55,881,069)	\$ (98,577,018)

PAROCHIAL EMPLOYEES' RETIREMENT SYSTEM OF LOUISIANA
NOTES TO FINANCIAL STATEMENTS
DECEMBER 31, 2022 AND 2021

5. CAPITAL ASSETS:

The following is a summary of capital assets at cost less accumulated depreciation:

	Beginning			Ending
<u>2022</u>	<u>Balance</u>	<u>Additions</u>	<u>Deletions</u>	<u>Balance</u>
Land	\$ 120,618	\$ -	\$ -	\$ 120,618
Building and improvements	755,010	-	-	755,010
Office equipment and furniture	253,601	-	-	253,601
Less: accumulated depreciation	<u>(526,519)</u>	<u>(19,712)</u>	<u>-</u>	<u>(546,231)</u>
	<u>\$ 602,710</u>	<u>\$ (19,712)</u>	<u>\$ -</u>	<u>\$ 582,998</u>
<u>2021</u>	<u>Balance</u>	<u>Additions</u>	<u>Deletions</u>	<u>Balance</u>
Land	\$ 120,618	\$ -	\$ -	\$ 120,618
Building and improvements	755,010	-	-	755,010
Office equipment and furniture	253,601	-	-	253,601
Less: accumulated depreciation	<u>(506,698)</u>	<u>(19,821)</u>	<u>-</u>	<u>(526,519)</u>
	<u>\$ 622,531</u>	<u>\$ (19,821)</u>	<u>\$ -</u>	<u>\$ 602,710</u>

Depreciation expense for the year ended December 31, 2022 and 2021 was \$19,712 and \$19,821, respectively.

6. INVESTMENTS AT FAIR VALUE:

The System categorizes its fair value measurements within the fair value hierarchy established by generally accepted accounting principles. The System has the following recurring fair value measurements as of December 31, 2022 and 2021, respectively:

PAROCHIAL EMPLOYEES' RETIREMENT SYSTEM OF LOUISIANA
NOTES TO FINANCIAL STATEMENTS
DECEMBER 31, 2022 AND 2021

6. INVESTMENTS AT FAIR VALUE: (Continued)

	December 31, 2022	Fair Value Measurements Using		
		Quoted Prices in Active Markets for Identical Assets (Level 1)	Other Observable Inputs (Level 2)	Significant Unobservable Inputs (Level 3)
Investments by Fair Value Level:				
Short-term investments	\$ 38,100,861	\$ -	\$ -	\$ 38,100,861
Fixed Income Investments:				
Asset backed securities	165,322,395	-	165,322,395	-
Total fixed income investments	165,322,395	-	165,322,395	-
Equity Securities:				
Domestic equities:				
Large cap	450,868,809	450,868,809	-	-
Mid cap	176,866,211	176,866,211	-	-
Small cap	157,321,822	157,321,822	-	-
Total domestic equities	785,056,842	785,056,842	-	-
Foreign equities:				
Large cap	31,981,307	31,981,307	-	-
Mid cap	22,467,823	22,467,823	-	-
Small cap	7,819,816	7,819,816	-	-
Total foreign equities	62,268,946	62,268,946	-	-
Total equity securities	847,325,788	847,325,788	-	-
Total Investments at Fair Value Level	\$ 1,050,749,044	\$ 847,325,788	\$ 165,322,395	\$ 38,100,861
Investments measured at the Net Asset Value (NAV):				
Fixed income fund	\$ 1,255,993,379			
Equity funds	1,370,493,610			
Alternative Investments:				
Hedge funds	236,764,447			
Real asset funds	95,648,697			
Real estate funds	311,299,317			
Private equity funds	185,328,806			
Total investments at NAV	\$ 3,455,528,256			
Total investments at fair value	\$ 4,506,277,300			
Investment Derivatives:				
Foreign currency future receivables	\$ 184,265	\$ 184,265	\$ -	\$ -
Foreign currency future payables	(2,752,853)	(2,752,853)	-	-
Total Investment Derivatives	\$ (2,568,588)	\$ (2,568,588)	\$ -	\$ -

PAROCHIAL EMPLOYEES' RETIREMENT SYSTEM OF LOUISIANA
NOTES TO FINANCIAL STATEMENTS
DECEMBER 31, 2022 AND 2021

6. INVESTMENTS AT FAIR VALUE: (Continued)

	December 31, 2021	Fair Value Measurements Using		
		Quoted Prices in Active Markets for Identical Assets (Level 1)	Other Observable Inputs (Level 2)	Significant Unobservable Inputs (Level 3)
Investments by Fair Value Level:				
Short-term investments	\$ 64,499,808	\$ -	\$ 33,999,316	\$ 30,500,492
Fixed Income Investments:				
Asset backed securities	194,068,408	-	194,068,408	-
Total fixed income securities	194,068,408	-	194,068,408	-
Equity Securities:				
Domestic equities:				
Large cap	582,761,347	582,761,347	-	-
Mid cap	200,974,255	200,974,255	-	-
Small cap	199,346,933	199,346,933	-	-
Total domestic equities	983,082,535	983,082,535	-	-
Foreign Equities:				
Large cap	43,376,159	43,376,159	-	-
Mid cap	32,984,448	32,984,448	-	-
Small cap	6,129,166	6,129,166	-	-
Total foreign equities	82,489,773	82,489,773	-	-
Total equity securities	1,065,572,308	1,065,572,308	-	-
Total Investments at Fair Value Level	\$ 1,324,140,524	\$ 1,065,572,308	\$ 228,067,724	\$ 30,500,492
Investments measured at the Net Asset Value (NAV):				
Fixed income funds	\$ 1,309,020,291			
Equity funds	1,798,027,654			
Alternative investments				
Hedge funds	236,527,568			
Real asset funds	67,626,337			
Real estate funds	307,670,886			
Private equity funds	200,657,295			
Total investments at NAV	3,919,530,031			
Total investments at fair value	\$ 5,243,670,555			
Investment Derivatives:				
Foreign currency future receivables	\$ 14,696	\$ 14,696	\$ -	\$ -
Foreign currency future payables	(2,642,348)	(2,642,348)	-	-
Total Investment Derivatives	\$ (2,627,652)	\$ (2,627,652)	\$ -	\$ -

PAROCHIAL EMPLOYEES' RETIREMENT SYSTEM OF LOUISIANA
NOTES TO FINANCIAL STATEMENTS
DECEMBER 31, 2022 AND 2021

6. INVESTMENTS AT FAIR VALUE: (Continued)

Debt and equity securities classified in Level 1 of the fair value hierarchy are valued using prices quoted in active markets for those securities. Debt securities classified in Level 2 of the fair value hierarchy are valued using a matrix pricing technique. Matrix pricing is used to value securities based on the securities' relationship to benchmark quoted prices.

Investments classified in Level 3 of the fair value hierarchy are valued using unobservable inputs and are not directly corroborated with market data.

The unfunded commitments and redemption terms for investments measured at the net asset value (NAV) per share or its equivalent as of December 31, 2022 is presented on the following table:

	Net Asset Value December 31, 2022	Unfunded Commitments	Redemption Frequency	Redemption Notice Period
Investments measured at the NAV:				
			N/A for ArrowMark Credit Fund & Daily / Monthly /	
Fixed Income Funds	\$ 1,255,993,379	\$ 100,000	Quarterly for other funds	1 - 90 Days
Equity Funds	1,370,493,610	-	Daily / Monthly	1 - 30 Days
Alternative investments:				
Hedge Funds	236,764,447	30,300,000	Monthly	45 Days
Real Asset Funds	95,648,697	1,253,382	Not eligible	30 Days
			Quarterly for PRISA II Fund & TA Core Property /	
Real Estate Funds	311,299,317	42,066,500	N/A for closed end funds	N/A
Private Equity Funds	185,328,806	222,791,019	Not eligible	N/A
Total Investments at NAV	<u>\$ 3,455,528,256</u>	<u>\$ 296,510,901</u>		

The unfunded commitments and redemption terms for investments measured at the net asset value (NAV) per share or its equivalent as of December 31, 2021 is presented on the following table:

	Net Asset Value December 31, 2021	Unfunded Commitments	Redemption Frequency	Redemption Notice Period
Investments measured at the NAV:				
			N/A for ArrowMark Credit Fund & Daily / Monthly /	
Fixed Income Funds	\$ 1,309,020,291	\$ 100,000	Quarterly for other funds	1 - 90 Days
Equity Funds	1,798,027,654	-	Daily / Monthly	1 - 30 Days
Alternative investments:				
Hedge Funds	236,527,568	-	Semi-Annual	95 Days
Real Asset Funds	67,626,337	57,066,500	Not eligible	30 Days
			Quarterly for PRISA II Fund & TA Core Property /	
Real Estate Funds	307,670,886	9,425,098	N/A for closed end funds	N/A
Private Equity Funds	200,657,295	277,991,019	Not eligible	N/A
Total Investments at NAV	<u>\$ 3,919,530,031</u>	<u>\$ 344,582,617</u>		

PAROCHIAL EMPLOYEES' RETIREMENT SYSTEM OF LOUISIANA
NOTES TO FINANCIAL STATEMENTS
DECEMBER 31, 2022 AND 2021

6. INVESTMENTS AT FAIR VALUE: (Continued)

Equity Funds:

Equity funds consist of seven funds with various objectives and portfolio characteristics. There is one index strategy and six actively managed strategies. Two of the funds (one active and one passive) invest primarily in stocks of large U.S. domiciled companies. The remaining five funds invest in stocks of foreign based entities including both those based in developed and emerging markets. The fair value of the investments in these funds has been determined using the NAV per share (or equivalent) of the investments. Unit valuation ranges from daily to monthly and requirements for redemption of units range from advanced notice of one to fifteen days. Any amount redeemed will be paid within three trading days or four trading days after the beginning of the following month.

Fixed Income Funds:

Fixed income funds fall into one of three broad strategies within the fixed income allocation of the portfolio. The first strategy is focused primarily on investment grade bonds issued by companies domiciled in the United States, and benchmarked to the Barclays Aggregate Bond and/or Barclays Credit Indexes. There are two funds that fall in that category. The second strategy consists of two funds and focuses on investments in below investment grade sectors of the bond and fixed income markets including securitized issues, bonds, and bank loans, including private transactions with banking institutions. The third broad strategy is invested in bonds primarily of governments and corporations headquartered outside of the United States, some of which are rated below investment grade. In addition, this strategy will actively manage the currency exposure of its holdings in foreign bonds. There are three funds in this category.

Alternative Investments:

The portfolio invests in alternative assets to increase the level of overall diversification. The funds in this area fall into one of three general areas, hedge funds, real assets (infrastructure) outside of real estate, and private equity investments.

Hedge fund investments consists of one fund that employs multiple strategies (long/short equity, stat-arb, fixed income relative value, distressed debt, activism) to achieve capital appreciation and generate income. The fair value of the investments in these funds has been determined using the NAV per share (or equivalent) of the investments. Unit valuation is monthly and redemption of units requires advance notice of 95 days written notice or up to one year of fund commencement date. Any amount redeemed will be paid within thirty days of the annual redemption date.

PAROCHIAL EMPLOYEES' RETIREMENT SYSTEM OF LOUISIANA
NOTES TO FINANCIAL STATEMENTS
DECEMBER 31, 2022 AND 2021

6. INVESTMENTS AT FAIR VALUE: (Continued)

Alternative Investments: (Continued)

Real estate and real asset investments are comprised of two open ended funds and eight closed end funds. The real estate funds invest in well located, institutional quality assets in markets mostly throughout the United States to benefit from durable income streams, partial inflation hedge, and appreciation over the mid to long term. The funds are diversified by property type (office, industrial, apartment, retail), economic exposure, and geography. The fair value of the investments in these funds has been determined using the NAV per share (or equivalent) of the System's ownership interest in partners' capital. With respect to the open-ended funds, unit valuation is quarterly and redemption of units requires one quarter notification. Any amount redeemed will be paid the following quarter subject to cash availability. The closed end funds investments are not eligible for redemptions; however, distributions from each fund will be received as the underlying investments of the funds are liquidated. It is expected that the underlying assets of the funds will be liquidated between ten to fifteen years from the commencement of the fund. Also included is a closed end partnership that invests in timber properties located in the United States. The partnership will be fully liquidated within 10-15 years of the initial investment. The two funds that are invested in infrastructure closed end partnerships will convert to open ended structures in June of 2024. At that point, there will be limited quarterly liquidity available to investors.

Private equity investments consist of two funds. These funds invest in the equity and some debt of companies that are privately held, rather than publicly traded on a stock exchange. These funds employ a combination of strategies (venture capital, buyout, growth equity, mezzanine, and co-investments) to achieve return levels in excess of public market returns and expand the diversification of the portfolio. The fair value of the investments in these funds has been determined using the NAV per share (or equivalent) of the System's ownership interest in partners' capital. These investments are not eligible for redemptions; however, distributions from each fund will be received as the underlying investments of the funds are liquidated. It is expected that the underlying assets of the funds will be liquidated between 10 to 15 years from the commencement of the fund.

7. REQUIRED SUPPLEMENTARY SCHEDULE INFORMATION:

The information in the Required Supplementary Schedules on pages 46 through 62 is designed to provide information about the System's progress made in accumulating sufficient assets to pay benefits.

8. DEPOSITS AND INVESTMENTS:

The following are the components of the Plan' deposits and investments at December 31, 2022 and 2021:

	<u>2022</u>	<u>2021</u>
Deposits (bank balance)	\$ 145,816,811	\$ 169,806,880
Investments	4,506,277,300	5,243,670,555
	<u>\$ 4,652,094,111</u>	<u>\$ 5,413,477,435</u>

PAROCHIAL EMPLOYEES' RETIREMENT SYSTEM OF LOUISIANA
 NOTES TO FINANCIAL STATEMENTS
DECEMBER 31, 2022 AND 2021

8. DEPOSITS AND INVESTMENTS: (Continued)

The System maintains cash balances deposited in financial institutions. During the years ended December 31, 2022 and 2021, the System's bank deposits were fully covered by federal depository insurance or pledged collateral.

Investments:

In accordance with LRS 11:263, the System is authorized to invest under the Prudent-Man Rule. The Prudent-Man Rule requires each fiduciary of a retirement system and each board of trustees to act collectively on behalf of the System and to exercise the judgment and care under the circumstances then prevailing that an institutional investor of ordinary prudence, discretion, and intelligence exercises in the management of large investments entrusted to it, not in regard to speculation but in regard to the permanent disposition of funds considering probable safety of capital as well as probable income. Notwithstanding the Prudent-Man Rule, the System shall not invest more than 55% of the total portfolio in common stock.

Short-term investments in the amount of \$38,100,861 for the year ended December 31, 2022 consist of amounts invested in a money market mutual fund. Short-term investments in the amount of \$64,499,808 for the year ended December 31, 2021 consist of balances invested in a money market mutual fund and in U.S. Treasury Bills. As of December 31, 2021, the System's investment in the money market mutual fund was \$30,500,492. The money market mutual fund account is established in the name of the System's custodian as an omnibus account for all custodial clients invested in the fund. For the year ended December 31, 2021, short-term investments in the amount of \$33,999,316, respectively, consisted of U. S. Treasury Bills managed by a separate money manager, held by the System's custodian in the name of the System.

Concentration of Credit Risk:

Concentration of credit risk is defined as the risk of loss attributed to the magnitude of the System's investment in a single issuer or market exposure.

The System's investment policy specified the following investment parameters:

	<u>2022</u>	<u>2021</u>
Equities	41%-56%	41%-56%
Fixed income	28%-44%	28%-44%
Alternative investments	0%-20%	0%-20%

At December 31, 2022 and 2021, the components of the System's investment portfolio fell within the allowable ranges.

PAROCHIAL EMPLOYEES' RETIREMENT SYSTEM OF LOUISIANA
NOTES TO FINANCIAL STATEMENTS
DECEMBER 31, 2022 AND 2021

8. DEPOSITS AND INVESTMENTS: (Continued)

Concentration of Credit Risk: (Continued)

The System had the following investments that represent 5% or more of the net position as of December 31, 2022 and 2021:

	<u>2022</u>	<u>2021</u>
<u>Stock Index Funds</u>		
LSV Large Cap Value	\$ 438,443,896	\$ 463,847,743
LSV Emerging Markets	239,555,877	273,277,818
SSGA - 1000 Index	-	311,573,837
Artisan MidCap Growth	-	277,979,677
Loomis Large Cap Growth	304,915,905	419,806,693
<u>Fixed Income Funds</u>		
Loomis Sayles Fixed Fund	252,134,609	305,819,876

Credit Risk:

Credit risk is defined as the risk that an issuer or other counterparty to an investment will not fulfill its obligations. The standardized rating systems are a good tool with which to assess credit risk on debt obligations. The System's investment policy requires most debt investments to be rated A to BBB- depending on the investment. Investments in a fixed income structured credit strategy may invest in securities of any credit rating (including unrated securities) and may invest without limit in higher risk, below investment-grade debt securities. Interest rate swaps and currency swaps must have a credit quality rating of not less than A per S&P. Bank loan fixed income funds may invest, without limit, in bank loans that are below investment grade. Bank loan fixed income funds may invest in unrated loans, whether or not determined by the loan fund manager to be investment grade or better according to the methodology used by the Barclays Capital Global Bond Indices. Emerging market fixed income funds may invest in securities of any credit rating (including unrated securities) and may invest without limit in higher risk, below investment-grade debt securities.

The following table provides credit rating information for the PERS' bond holdings at December 31, 2022 and 2021.

PAROCHIAL EMPLOYEES' RETIREMENT SYSTEM OF LOUISIANA
NOTES TO FINANCIAL STATEMENTS
DECEMBER 31, 2022 AND 2021

8. DEPOSITS AND INVESTMENTS: (Continued)

Credit Risk: (Continued)

	<u>2022</u>		<u>2021</u>
	Asset Backed		Asset Backed
	<u>Securities</u>		<u>Securities</u>
A	\$ 885,277	A	\$ 2,772,016
A-	240,134	A-	393,516
A+	561,944	A+	-
AA	510,948	AA	708,602
AA+	18,609,360	AA+	35,375,430
AAA	538,655	AAA	715,400
B	2,221,230	B	3,392,405
B-	1,870,854	B-	3,043,814
B+	4,188,202	B+	969,577
BB	636,009	BB	1,129,809
BB-	12,832,162	BB-	14,106,865
BBB	2,519,565	BBB	2,431,334
BBB-	7,004,942	BBB-	6,248,232
BBB+	848,478	BBB+	1,204,380
CC	2,487,924	CC	3,296,194
CCC	1,485,873	CCC	2,063,655
D	1,793,387	D	2,401,423
Not rated	106,087,451	Not rated	113,815,756
	<u>\$165,322,395</u>		<u>\$194,068,408</u>

Interest Rate Risk:

Interest rate risk is defined as the risk that changes in the interest rates will adversely affect the fair value of an investment. The risk is applicable to debt investments with fair values that are sensitive to changes in interest rates. One indicator of the measure of interest rate risk is the dispersion of maturity dates for debt instruments. The System's policy on interest rate risk requires fixed income investments not to exceed between 1 to 10 years in duration depending on the investment. Emerging market funds' average duration may be outside this range at times. Structured credit and high yield fixed income funds have no limits and can invest in securities of any maturity or duration.

The following table shows the PERS' fixed income investments and maturities in actively managed accounts at December 31, 2022.

Investment Type	Fair Value	Investment Maturities (in Years)			
		Less Than 1	1-5	6-10	Greater Than 10
Asset Backed Securities	<u>\$ 165,322,395</u>	<u>\$ 1,916,458</u>	<u>\$ 13,683,618</u>	<u>\$ 22,060,978</u>	<u>\$ 127,661,341</u>
Total	<u>\$ 165,322,395</u>	<u>\$ 1,916,458</u>	<u>\$ 13,683,618</u>	<u>\$ 22,060,978</u>	<u>\$ 127,661,341</u>

PAROCHIAL EMPLOYEES' RETIREMENT SYSTEM OF LOUISIANA
NOTES TO FINANCIAL STATEMENTS
DECEMBER 31, 2022 AND 2021

8. DEPOSITS AND INVESTMENTS: (Continued)

Interest Rate Risk: (Continued)

The following table shows the PERS' fixed income investments and maturities in actively managed accounts at December 31, 2021.

Investment Type	Fair Value	Investment Maturities (in Years)			
		Less Than 1	1-5	6-10	Greater Than 10
Asset Backed Securities	\$ 194,068,408	\$ 600,122	\$ 16,179,571	\$ 19,330,591	\$ 157,958,124
Total	<u>\$ 194,068,408</u>	<u>\$ 600,122</u>	<u>\$ 16,179,571</u>	<u>\$ 19,330,591</u>	<u>\$ 157,958,124</u>

Fixed Income Funds:

The System also invests in fixed income funds in the amount \$1,255,993,379 and \$1,309,020,291 for the years ended December 31, 2022 and 2021, respectively, as follows:

- a. The System invested in Loomis Sayles Core Plus Full Discretion Fund. The fair market value of the fund was of \$252,134,609 and \$305,819,876 for the years ended December 31, 2022 and 2021, respectively. The Fund will invest at least 90% of the market value of its assets in fixed income securities. It may invest up to 10% of the market value of its assets in securities rated below investment grade, but it primarily invests in investment grade fixed income securities. The average credit quality of the Fund is A3 according to Moody's Investors Services. The average portfolio duration of the Loomis Sayles Core Plus Full Discretion Fund was 5.52 years.
- b. The System invested in Brandywine Global Opportunistic Fixed Income Fund. The fair market value of the fund was \$213,984,792 and \$255,098,017 for the years ended December 31, 2022 and 2021, respectively. The objective of the Global Opportunistic Fixed Income portfolio is to achieve interest income and long-term capital appreciation by investing in U.S. fixed income instruments and non-U.S. developed and emerging markets sovereign debt securities. The Fund concentrates its investments in bonds of countries having the best value in the form of high real interest rates. The Fund had an average credit quality rating of A+ according to Standard & Poor's rating service. The average portfolio duration of the Brandywine Global Opportunistic Fixed Income Fund was 8.93 years.

PAROCHIAL EMPLOYEES' RETIREMENT SYSTEM OF LOUISIANA
NOTES TO FINANCIAL STATEMENTS
DECEMBER 31, 2022 AND 2021

8. DEPOSITS AND INVESTMENTS: (Continued)

Fixed Income Funds: (Continued)

- c. The System invested in the Prudential Private Place Bond Separate Account (PRIVEST). The fair market value of the investment was \$158,305,762 and \$179,960,630 for the years ended December 31, 2022 and 2021, respectively. The objective of PRIVEST is to achieve a long-term total return greater than public bond portfolios of comparable credit quality and duration by primarily investing in privately placed corporate debt securities, with credit qualities ranging primarily from A+ to BBB+. The account had an average credit quality rating of BBB+ according to Standard & Poor's rating service. The average portfolio duration of PRIVEST was 6.24 years.
- d. The System invested in Stone Harbor Emerging Market Debt Fund. The fair market value of the fund was \$129,428,009 and \$231,757,209 for the years ended December 31, 2022 and 2021, respectively. The Fund seeks to provide capital appreciation by identifying and investing in countries it considers to be emerging markets. The Fund normally will invest at least 80% of its net assets (plus any borrowings made for investment purposes) in Emerging Markets Corporate Debt Investments. The Fund had an average credit quality rating of BB according to the Standard & Poor's rating service. The average portfolio duration of the Stone Harbor Emerging Market Debt Fund was 6.53 years.
- e. The System invested in Golden Tree Multi-Sector Cayman, Ltd. The fair market value of the investment was \$221,666,247 and \$235,675,537 for the years ended December 31, 2022 and 2021, respectively. The objective of the Golden Tree Fixed Income portfolio is to achieve attractive risk adjusted returns by investing across a broad universe of credit-related investments, including, but not limited to, bank debt, high yield bonds, and Structured Products. The Fund seeks to generate mid to high single digit net returns across market cycles by investing in securities which meet the System's disciplined investment process and by allocating dynamically across sectors based on the most attractive risk-adjusted returns. The Fund had an average credit quality rating of BB according to the Standard & Poor's rating service. The average portfolio duration of the Golden Tree Fixed Income Fund was 2.3 years.
- f. The System invested in ArrowMark Credit Fund, LP. The fair market value of the investment was \$210,543,960 and \$100,709,022 for the years ended December 31, 2022 and 2021, respectively. The objective of the ArrowMark Credit Fund is to generate returns through income generation and, secondarily, capital appreciation by holding a diversified portfolio of regulatory capital relief/significant risk transfer transactions. Eligible investments include Regulatory Capital Relief Investments, foreign currency, cash, cash equivalents, Short-Duration Investments, and derivatives for currency hedging. According to Standard & Poor's rating service, 9.58% of the portfolio had an average credit quality rating of AAA, 32.14% had an average credit rating of BBB to BBB-, 46.34% had an average credit rate of BB+ to BB-, 12.08% had an average credit rating

PAROCHIAL EMPLOYEES' RETIREMENT SYSTEM OF LOUISIANA
NOTES TO FINANCIAL STATEMENTS
DECEMBER 31, 2022 AND 2021

8. DEPOSITS AND INVESTMENTS: (Continued)

Fixed Income Funds: (Continued)

of B+ to B- and -0.13% was not rated. The average portfolio duration of the ArrowMark Credit Fund was 0.23 years.

- g. During the year ended December 31, 2022, the System invested in T. Rowe Price Trust. The fair market value of the investment was \$69,930,000 at December 31, 2022. The objective of the T. Rowe Price Trust is to seek to provide high current income and capital appreciation. The T. Rowe Price Trust will normally invest at least 80% of its net assets in debt securities issued by governments, government agencies, organizations or companies located in emerging market countries. The T. Rowe Price Trust had an average credit quality rating of BBB according to the Standard & Poor's rating service. The average portfolio duration of the T. Rowe Price Trust was 4.05 years.

Custodial Credit Risk:

Custodial credit risk is defined as the risk that, in the event of the failure of the counterparty, the System will not be able to recover the value of its investment or collateral securities that are in the possession of an outside party.

The System has no formal policy regarding custodial credit risk. The money market funds are established in the name of the System's custodian. The money market funds are managed by JP Morgan Chase, who also serves as custodian. The System is exposed to custodial credit risk at December 31, 2022 and 2021 for short-term investments in the amount of \$38,100,861 and \$30,500,492, respectively, since these investments are not in the name of the System.

Foreign Currency Risk:

Foreign currency risk is defined as the risk that changes in the exchange rates will adversely affect the fair value of an investment.

The System's policy regarding foreign currency risk states that the portfolio's exposure may be hedged to U.S. dollars. Cross hedging to non-U.S. currencies is permitted. Hedging instruments may include options, forward foreign currency contracts and futures contracts.

The System invest in various foreign holdings which are traded in the United States and denominated in U.S. dollars. However, the System is indirectly exposed to foreign currency risk through investment in various foreign equities and foreign fixed income funds and other foreign securities, through foreign currency exchange. The foreign currency hedge is designed to offset this risk. See note 11 for derivative investments. The System's foreign currency hedge is exposed to foreign currency risk through holdings in foreign cash as of December 31, 2022 and 2021 as follows:

PAROCHIAL EMPLOYEES' RETIREMENT SYSTEM OF LOUISIANA
 NOTES TO FINANCIAL STATEMENTS
DECEMBER 31, 2022 AND 2021

8. DEPOSITS AND INVESTMENTS: (Continued)

Foreign Currency Risk: (Continued)

<u>Currency</u>	<u>2022</u>	<u>2021</u>
Norwegian Krone	\$ (45,021)	\$ 72,399
Swedish Krone	385,278	1,122,655
Total	<u>\$ 340,257</u>	<u>\$ 1,195,054</u>

Money-Weighted Rate of Return:

For the years ended December 31, 2022 and 2021, the annual money-weighted rate of return on pension plan investments, net of pension plan investment expense, for Plan A was -11.92% and 11.28% and for Plan B was -11.92% and 11.53%, respectively. The money-weighted return expresses investment performance, net of investment expenses, adjusted for the changing amounts actually invested.

9. TAX QUALIFICATION:

Effective January 1, 1993, the System is a tax qualified plan under IRS code section 401(a). All member contributions are treated as tax deferred for federal and state income tax purposes.

10. OTHER POSTEMPLOYMENT BENEFITS:

Substantially all System employees become eligible for postemployment health care and life insurance benefits if they reach normal retirement age while working for the System. These benefits for retirees and similar benefits for active employees are provided through an insurance company whose premiums are paid jointly by the employee and the System. At December 31, 2022 and 2021, three and four retirees, respectively, were receiving postemployment benefits.

Plan Description:

The System's employees may participate in the State of Louisiana's Other Post-Employment Benefit Plan (OPEB Plan), an agent multiple-employer defined benefit OPEB Plan that provides medical and life insurance to eligible active employees, retirees and their beneficiaries. The State administers the Plan through the Office of Group Benefits (OGB). LRS 42:801-883 assigns the authority to establish and amend benefit provisions of the Plan. The Office of Group Benefits does not issue a publicly available financial report of the OPEB Plan; however, it is included in the State of Louisiana Annual Comprehensive Financial Report (ACFR). You may obtain a copy of the ACFR on the Office of Statewide Reporting and Accounting Policy's website at www.doa.la.gov/doa/osrap/.

PAROCHIAL EMPLOYEES' RETIREMENT SYSTEM OF LOUISIANA
 NOTES TO FINANCIAL STATEMENTS
DECEMBER 31, 2022 AND 2021

10. OTHER POSTEMPLOYMENT BENEFITS: (Continued)

Benefits Provided:

The OPEB Plan provides benefits such as death benefits, life insurance, disability, and long-term care that are paid in the period after employment and that are provided separately from a pension plan, as well as healthcare benefits paid in the period after employment. The OPEB plan does not provide termination benefits or termination payments for sick leave.

Contributions:

The contribution requirements of plan members and the System are established and may be amended by LRS 42:801-883. The OPEB Plan is currently funded on a pay-as-you-go basis through a combination of retiree and System contributions. Employees do not contribute to their postemployment benefits cost until they become retirees and begin receiving post-employment benefits. The retirees contribute to the cost of their postemployment benefits based on a service schedule. Contribution amounts vary depending on what healthcare provider is selected from the plan and if the member has Medicare coverage. Employee premiums for these benefits totaled \$7,509 and \$6,455 for the years ended December 31, 2022 and 2021, respectively. Employer contributions to the OPEB Plan from the System were \$12,783 and \$20,835 for the years ended December 31, 2022 and 2021, respectively.

Employer contributions are based on plan premiums and the employer contribution percentage. This percentage is based on the date of participation in an OGB plan (before or after January 1, 2002) and employee years of service at retirement. Employees who began participation or rejoined the plan before January 1, 2002, pay approximately 25% of the cost of coverage (except single retirees under age 65 who pay approximately 25% of the active employee cost). For those beginning participation or rejoining on or after January 1, 2002, the percentage of premiums contributed by the employer is based on the following schedule:

<u>OGB Participation</u>	<u>Retiree Share</u>	<u>State Share</u>
Under 10 years	81%	19%
10-14 years	62%	38%
15-19 years	44%	56%
20+ years	25%	75%

In accordance with a motion authorized by the Board of Trustees, the System adopted the health insurance policy permitting payment of the employer rate for health insurance using the 75% participation rate schedule published by the OGB plan for any retiree who was employed by the System for 20 years or more and who maintained health insurance coverage through OGB for at least 10 years or more prior to their date of retirement.

PAROCHIAL EMPLOYEES' RETIREMENT SYSTEM OF LOUISIANA
NOTES TO FINANCIAL STATEMENTS
DECEMBER 31, 2022 AND 2021

10. OTHER POSTEMPLOYMENT BENEFITS: (Continued)

Contributions: (Continued)

In addition to healthcare benefits, retirees may elect to receive life insurance benefits. Basic and supplemental life insurance is available for the individual retiree and spouses of retirees, subject to maximum values. The retiree pays 50% of the Prudential Company of America premium. The retiree pays 100% of the Prudential Company of America premium for spousal coverage. The employer pays the remaining amount.

OPEB Liabilities, OPEB Expense, and Deferred Outflows of Resources and Deferred Inflows of Resources Related to OPEB:

At December 31, 2022 and 2021, the System reported a total OPEB liability of \$454,181 and \$678,611, respectively. The total OPEB liability was measured as of July 1, 2022 and 2021, respectively, and was determined by an actuarial valuation as of that date.

For the years ended December 31, 2022 and 2021, the System recognized OPEB benefit of \$76,901 and \$34,056, respectively. As of December 31, 2022 and 2021, the System reported deferred outflows of resources and deferred inflows of resources related to OPEB from the following sources:

	<u>2022</u>	
	<u>Deferred Outflows of Resources</u>	<u>Deferred Inflows of Resources</u>
Changes in assumptions	\$ 24,606	\$ 147,759
Changes in proportion	-	-
Difference in expected and actual experience	5,163	94,712
Difference in expected and actual payments	-	-
Employer contributions subsequent to the measurement date	3,573	-
Total	<u>\$ 33,342</u>	<u>\$ 242,471</u>
	<u>2021</u>	
	<u>Deferred Outflows of Resources</u>	<u>Deferred Inflows of Resources</u>
Changes in assumptions	\$ 33,457	\$ 40,924
Changes in proportion	-	-
Difference in expected and actual experience	7,946	77,395
Difference in expected and actual payments	-	2,859
Employer contributions subsequent to the measurement date	3,084	-
Total	<u>\$ 44,487</u>	<u>\$ 121,178</u>

PAROCHIAL EMPLOYEES' RETIREMENT SYSTEM OF LOUISIANA
NOTES TO FINANCIAL STATEMENTS
DECEMBER 31, 2022 AND 2021

10. OTHER POSTEMPLOYMENT BENEFITS: (Continued)

OPEB Liabilities, OPEB Expense, and Deferred Outflows of Resources and Deferred Inflows of Resources Related to OPEB: (Continued)

Deferred outflows of resources related to OPEB resulting from employer contributions subsequent to the measurement date of \$3,573 will be recognized as a reduction of the total OPEB liability in the year ended December 31, 2023. Other amounts reported as deferred outflows of resources and deferred inflows of resources related to OPEB will be recognized in OPEB expense (benefit) as follows:

Year Ended	Amount
<u>December 31</u>	<u> </u>
2023	\$ (87,717)
2024	(40,040)
2025	(44,054)
2026	(40,891)
	<u>\$ (212,702)</u>

Actuarial Methods and Assumptions:

The total OPEB liability in the July 1, 2022 and 2021 actuarial valuation was determined using the following actuarial assumptions, applied to all periods included in the measurement:

Valuation date	July 1, 2022	July 1, 2021
Inflation	2.4%	2.4%
Salary Increases	Consistent with the pension valuation assumptions	Consistent with the pension valuation assumptions
Investment Rate of Return	4.09%, based on the S&P Municipal Bond 20-Year High Grade Rate Index	2.18%, based on the S&P Municipal Bond 20-Year High Grade Rate Index
Healthcare Cost Trend	7.00% - 4.50%	7.00% - 4.50%
Mortality Rates	For healthy lives the RP-2014 Combined Healthy Mortality Table, projected on a fully generational basis by Mortality Improvement Scale MP-2018. For existing disabled lives, the RP-2014 Disabled Retiree Mortality Table, projected on a fully generational basis by Mortality Improvement Scale MP-2018.	For healthy lives the RP-2014 Combined Healthy Mortality Table, projected on a fully generational basis by Mortality Improvement Scale MP-2018. For existing disabled lives, the RP-2014 Disabled Retiree Mortality Table, projected on a fully generational basis by Mortality Improvement Scale MP-2018.

PAROCHIAL EMPLOYEES' RETIREMENT SYSTEM OF LOUISIANA
NOTES TO FINANCIAL STATEMENTS
DECEMBER 31, 2022 AND 2021

10. OTHER POSTEMPLOYMENT BENEFITS: (Continued)

Actuarial Methods and Assumptions: (Continued)

The actuarial assumptions used in the July 1, 2022 and 2021 valuation were based on the results of actuarial experience studies performed for the Statewide Retirement Systems. As a result of the 2022 and 2021 actuarial experience studies, the assumptions were adjusted in the July 1, 2022 and 2021 actuarial valuation to more closely reflect actual experience.

Discount Rate:

The discount rate used to measure the total OPEB liability at December 31, 2022 and 2021 was 4.09% and 2.18%, respectively. The projection of cash flows used to determine the discount rate assumed that contributions from employers will be made at contractually required rates. Based on this assumption and as the OPEB Plan is unfunded, the OPEB plan's fiduciary net position was not projected to be available to make all projected OPEB payments for current active and inactive employees. Therefore, the long-term expected rate of return on OPEB plan investments was determined using a discount rate that reflects the 20-year tax-exempt municipal bond yield or index rate.

The discount rate used to measure the total OPEB liability was increased to 4.09% in the July 1, 2022 valuation from 2.18% as of July 1, 2021.

Sensitivity of the System's OPEB Liability to Changes in the Discount Rate:

The following presents the System's total OPEB liability, as well as what the System's total OPEB liability would be if it were calculated using a discount rate that is 1% lower or 1% higher than the current discount rate as of December 31, 2022 and 2021:

	1.0% Decrease <u>(3.09%)</u>	<u>2022</u> Discount Rate <u>(4.09%)</u>	1.0% Increase <u>(5.09%)</u>
System's total OPEB liability	<u>\$ 521,770</u>	<u>\$ 454,181</u>	<u>\$ 398,526</u>
		<u>2021</u>	
	1.0% Decrease <u>(1.18%)</u>	Discount Rate <u>(2.18%)</u>	1.0% Increase <u>(3.18%)</u>
System's total OPEB liability	<u>\$ 790,086</u>	<u>\$ 678,611</u>	<u>\$ 588,834</u>

PAROCHIAL EMPLOYEES' RETIREMENT SYSTEM OF LOUISIANA
 NOTES TO FINANCIAL STATEMENTS
DECEMBER 31, 2022 AND 2021

10. OTHER POSTEMPLOYMENT BENEFITS: (Continued)

Sensitivity of the System's OPEB Liability to Changes in the Healthcare Cost Trend Rates:

The following presents the System's total OPEB liability, as well as what the System's total OPEB liability would be if it were calculated using healthcare cost trend rates that are 1% lower or 1% higher than the current healthcare cost trend rates as of December 31, 2022 and 2021:

	<u>1.0%</u> <u>Decrease</u>	<u>2022</u> Healthcare Cost Trend <u>Rate</u>	<u>1.0%</u> <u>Increase</u>
System's total OPEB liability	\$ 397,012	\$ 454,181	\$ 524,626
	<u>1.0%</u> <u>Decrease</u>	<u>2021</u> Healthcare Cost Trend <u>Rate</u>	<u>1.0%</u> <u>Increase</u>
System's total OPEB liability	\$ 588,577	\$ 678,611	\$ 791,638

Payables to the OPEB Plan:

The System reported \$-0- for outstanding contributions to the OPEB plan required for each of the years ended December 31, 2022 and 2021.

11. DERIVATIVES:

The System reports derivatives in accordance with Governmental Accounting Standards Board (GASB) Statement No. 53, *Accounting and Financial Reporting for Derivative Instruments*. GASB 53 requires investment derivatives to be recorded at fair value and requires certain disclosures.

The System invests in futures contracts to mitigate exposure to foreign currency risk and improve the overall risk / return profile of the System's investment portfolio. The System invests in currency futures to hedge against the impact foreign currency fluctuations may have on the dollar value of its investments. In addition, the System invests in currencies that it anticipates will appreciate 2.50% – 3.00% per year on average in a dollar value similar to the notional amount of the currencies hedged. The fair values of the foreign currency futures contracts were estimated based on the present value of their estimated future cash flows.

PAROCHIAL EMPLOYEES' RETIREMENT SYSTEM OF LOUISIANA
NOTES TO FINANCIAL STATEMENTS
DECEMBER 31, 2022 AND 2021

11. DERIVATIVES: (Continued)

Futures contracts are standardized, exchange-traded contracts to purchase or sell a specific financial instrument at a predetermined price. Gains and losses on futures contracts are settled daily based on a notional (underlying) principal value and do not involve an actual transfer of the specific instrument. The exchange assumes the risk that the counterparty will not pay and generally requires margin payments to minimize such risk. Futures are used primarily as a tool to increase or decrease market exposure to various asset classes. At December 31, 2022 and 2021, the System has the following derivative instruments categorized as investment derivative instruments:

2022:	<u>Changes in Fair Value</u>		<u>Fair Value</u>		Notional <u>Amount</u>
	<u>Classification</u>	<u>Amount</u>	<u>Classification</u>	<u>Amount</u>	
Investment derivatives:					
Foreign Currency	Net app/(depr)	\$ (9,328,640)	Investments	\$ (2,752,853)	\$ (510,487,926)
Futures			payable		
Foreign Currency	Net app/(depr)	\$ 2,473,009	Investments	\$ 184,265	\$ (145,099,194)
Futures			receivable		
2021:	<u>Changes in Fair Value</u>		<u>Fair Value</u>		Notional <u>Amount</u>
	<u>Classification</u>	<u>Amount</u>	<u>Classification</u>	<u>Amount</u>	
Investment derivatives:					
Foreign Currency	Net app/(depr)	\$ (7,445,217)	Investments	\$ (2,642,348)	\$ (515,116,274)
Futures			payable		
Foreign Currency	Net app/(depr)	\$ (120,928)	Investments	\$ 14,696	\$ 64,212,306
Futures			receivable		

Credit Risk:

All futures contracts held by the System at December 31, 2022 and 2021 were exchange-traded, thereby minimizing counterparty credit risk through the use of a futures clearing merchant. The clearing merchant acts as an intermediary who contracts with the buyer and seller to facilitate trades. The National Securities Clearing Corporation (NSCC), a subsidiary of the Depository Trust Clearing Corporation (DTCC), oversees the responsibilities and laws governing the clearing merchants.

Foreign Currency Risk:

The System's futures contracts are denominated in U.S. dollars. Although denominated in U.S. dollars, the System's futures contracts are indirectly exposed to foreign currency risk, at December 31, 2022 and 2021, due to currency fluctuations in exchanges rates.

Interest Rate Risk:

The System is not exposed to interest rate risk on foreign currency futures.

REQUIRED SUPPLEMENTARY INFORMATION

This page intentionally left blank

PAROCHIAL EMPLOYEES' RETIREMENT SYSTEM OF LOUISIANA
 REQUIRED SUPPLEMENTARY INFORMATION
 SCHEDULE OF CHANGES IN NET PENSION LIABILITY (ASSET) - PLAN A
FOR THE NINE YEARS ENDED DECEMBER 31, 2022

	<u>2022</u>	<u>2021</u>	<u>2020</u>	<u>2019</u>	<u>2018</u>
Total Pension Liability:					
Service cost	\$ 113,895,933	\$ 113,295,392	\$ 105,864,756	\$ 103,278,431	\$ 103,162,285
Interest	287,635,641	280,311,929	266,019,266	258,973,110	253,635,577
Changes of benefit terms	40,477,032	-	34,252,925	-	-
Differences between expected and actual experience	(34,966,590)	(32,358,618)	56,919,551	(39,482,931)	(4,746,111)
Changes of assumptions	-	-	49,131,750	-	82,069,583
Benefit payments	(237,601,587)	(229,559,984)	(214,886,274)	(199,534,313)	(191,685,061)
Refunds of member contributions	(14,426,798)	(14,043,544)	(10,631,201)	(12,208,207)	(11,486,631)
Other	(1,062,960)	1,689,076	2,493,151	673,568	(948,890)
Net change in total pension liability	<u>153,950,671</u>	<u>119,334,251</u>	<u>289,163,924</u>	<u>111,699,658</u>	<u>230,000,752</u>
Total pension liability - beginning	<u>4,504,994,211</u>	<u>4,385,659,960</u>	<u>4,096,496,036</u>	<u>3,984,796,378</u>	<u>3,754,795,626</u>
Total pension liability - ending (a)	<u>\$ 4,658,944,882</u>	<u>\$ 4,504,994,211</u>	<u>\$ 4,385,659,960</u>	<u>\$ 4,096,496,036</u>	<u>\$ 3,984,796,378</u>
Plan Fiduciary Net Position:					
Contributions - employer	\$ 78,108,350	\$ 82,274,839	\$ 81,854,501	\$ 72,984,730	\$ 69,015,634
Contributions - member	61,063,549	60,596,263	60,430,089	57,299,760	54,385,489
Net investment income (loss)	(595,615,733)	507,357,899	543,135,978	625,015,609	(213,305,699)
Contributions - nonemployer contributing entities	9,318,063	8,272,216	8,407,288	8,092,294	7,641,523
Benefit payments	(237,601,587)	(229,559,984)	(214,886,274)	(199,534,313)	(191,685,061)
Refunds of member contributions	(14,426,798)	(14,043,544)	(10,631,201)	(12,208,207)	(11,486,631)
Administrative expenses	(1,754,688)	(1,550,486)	(1,590,764)	(1,495,334)	(1,676,178)
Other	(1,062,960)	1,689,076	2,493,151	673,568	(948,890)
Net change in plan fiduciary net position	<u>(701,971,804)</u>	<u>415,036,279</u>	<u>469,212,768</u>	<u>550,828,107</u>	<u>(288,059,813)</u>
Plan fiduciary net position - beginning	<u>4,976,037,622</u>	<u>4,561,001,343</u>	<u>4,091,788,575</u>	<u>3,540,960,468</u>	<u>3,829,020,281</u>
Plan fiduciary net position - ending (b)	<u>\$ 4,274,065,818</u>	<u>\$ 4,976,037,622</u>	<u>\$ 4,561,001,343</u>	<u>\$ 4,091,788,575</u>	<u>\$ 3,540,960,468</u>
Net pension liability (asset) - ending (a) - (b)	<u>\$ 384,879,064</u>	<u>\$ (471,043,411)</u>	<u>\$ (175,341,383)</u>	<u>\$ 4,707,461</u>	<u>\$ 443,835,910</u>
Plan fiduciary net position as a percentage of total pension liability	91.74%	110.46%	104.00%	99.89%	88.86%
Covered payroll	\$ 679,203,043	\$ 671,631,339	\$ 668,200,008	\$ 634,649,826	\$ 600,135,948
Net pension liability as a percentage of covered payroll	56.67%	N/A	N/A	0.74%	73.96%

(Continued)

PAROCHIAL EMPLOYEES' RETIREMENT SYSTEM OF LOUISIANA
 REQUIRED SUPPLEMENTARY INFORMATION
 SCHEDULE OF CHANGES IN NET PENSION LIABILITY (ASSET) - PLAN A
 FOR THE NINE YEARS ENDED DECEMBER 31, 2022

(Continued)

	<u>2017</u>	<u>2016</u>	<u>2015</u>	<u>2014</u>
Total Pension Liability:				
Service cost	\$ 96,851,197	\$ 93,628,785	\$ 92,179,543	\$ 89,258,252
Interest	246,511,966	237,294,449	232,727,540	221,836,067
Changes of benefit terms	26,860,777	-	-	20,487,101
Differences between expected and actual experience	(40,626,421)	(12,667,455)	(44,975,205)	(16,205,443)
Changes of assumptions	98,842,690	-	78,202,025	-
Benefit payments	(186,762,347)	(175,282,523)	(163,209,008)	(151,787,333)
Refunds of member contributions	(11,051,467)	(11,028,687)	(10,977,072)	(11,000,773)
Other	4,300,899	101,867	883,237	(222,109)
Net change in total pension liability	<u>234,927,294</u>	<u>132,046,436</u>	<u>184,831,060</u>	<u>152,365,762</u>
Total pension liability - beginning	<u>3,519,868,332</u>	<u>3,387,821,896</u>	<u>3,202,990,836</u>	<u>3,050,625,074</u>
Total pension liability - ending (a)	<u>\$ 3,754,795,626</u>	<u>\$ 3,519,868,332</u>	<u>\$ 3,387,821,896</u>	<u>\$ 3,202,990,836</u>
Plan Fiduciary Net Position:				
Contributions - employer	\$ 77,029,442	\$ 77,431,442	\$ 84,459,009	\$ 90,704,837
Contributions - member	55,665,016	53,518,453	51,488,106	50,375,250
Net investment income (loss)	569,914,523	238,615,848	(18,772,102)	149,043,734
Contributions - nonemployer contributing entities	7,434,422	7,386,897	7,276,289	7,137,180
Benefit payments	(186,762,347)	(175,282,523)	(163,209,008)	(151,787,333)
Refunds of member contributions	(11,051,467)	(11,028,687)	(10,977,072)	(11,000,773)
Administrative expenses	(1,427,221)	(1,419,415)	(1,334,292)	(1,252,136)
Other	4,300,899	101,867	12,203	(1,089,446)
Net change in plan fiduciary net position	<u>515,103,267</u>	<u>189,323,882</u>	<u>(51,056,867)</u>	<u>132,131,313</u>
Plan fiduciary net position - beginning	<u>3,313,917,014</u>	<u>3,124,593,132</u>	<u>3,175,649,999</u>	<u>3,043,518,686</u>
Plan fiduciary net position - ending (b)	<u>\$ 3,829,020,281</u>	<u>\$ 3,313,917,014</u>	<u>\$ 3,124,593,132</u>	<u>\$ 3,175,649,999</u>
Net pension liability (asset) - ending (a) - (b)	<u>\$ (74,224,655)</u>	<u>\$ 205,951,318</u>	<u>\$ 263,228,764</u>	<u>\$ 27,340,837</u>
Plan fiduciary net position as a percentage of total pension liability	101.98%	94.15%	92.23%	99.15%
Covered payroll	\$ 616,235,536	\$ 595,626,477	\$ 577,451,897	\$ 562,757,869
Net pension liability as a percentage of covered payroll	N/A	34.58%	45.58%	4.86%

Schedule is intended to show information for 10 years. Additional years will be presented as they become available.

PAROCHIAL EMPLOYEES' RETIREMENT SYSTEM OF LOUISIANA
REQUIRED SUPPLEMENTARY INFORMATION
SCHEDULE OF CHANGES IN NET PENSION LIABILITY (ASSET) - PLAN B
FOR THE NINE YEARS ENDED DECEMBER 31, 2022

	<u>2022</u>	<u>2021</u>	<u>2020</u>	<u>2019</u>	<u>2018</u>
Total Pension Liability:					
Service cost	\$ 11,876,996	\$ 11,712,615	\$ 11,056,703	\$ 10,519,268	\$ 10,443,125
Interest	25,373,290	24,600,213	23,167,008	22,000,199	21,460,208
Changes of benefit terms	3,005,685	-	2,496,450	-	-
Differences between expected and actual experience	(1,089,498)	(7,918,349)	1,980,949	285,479	(2,945,913)
Changes of assumptions	-	-	4,489,680	-	4,117,485
Benefit payments	(17,382,938)	(15,466,949)	(14,671,169)	(13,117,620)	(11,972,193)
Refunds of member contributions	(785,357)	(856,758)	(726,412)	(556,488)	(681,290)
Other	26,310	1,455,833	(1,467,384)	(289,548)	1,350,992
Net change in total pension liability	<u>21,024,488</u>	<u>13,526,605</u>	<u>26,325,825</u>	<u>18,841,290</u>	<u>21,772,414</u>
Total pension liability - beginning	<u>393,510,971</u>	<u>379,984,366</u>	<u>353,658,541</u>	<u>334,817,251</u>	<u>313,044,837</u>
Total pension liability - ending (a)	<u>\$ 414,535,459</u>	<u>\$ 393,510,971</u>	<u>\$ 379,984,366</u>	<u>\$ 353,658,541</u>	<u>\$ 334,817,251</u>
Plan Fiduciary Net Position:					
Contributions - employer	\$ 8,747,104	\$ 8,566,347	\$ 8,589,896	\$ 8,331,425	\$ 7,846,175
Contributions - member	3,472,402	3,392,465	3,300,858	3,180,013	3,047,834
Contributions - nonemployer contributing entities	1,593,729	1,467,409	1,515,833	1,394,483	1,311,932
Net investment income (loss)	(54,035,320)	45,442,074	48,501,333	54,407,447	(18,484,521)
Benefit payments	(17,382,938)	(15,466,949)	(14,671,169)	(13,117,620)	(11,972,193)
Refunds of member contributions	(785,357)	(856,758)	(726,412)	(556,488)	(681,290)
Administrative expenses	(301,427)	(265,342)	(279,166)	(257,297)	(245,050)
Other	26,310	1,455,833	(1,467,384)	(289,548)	1,350,992
Net change in plan fiduciary net position	<u>(58,665,497)</u>	<u>43,735,079</u>	<u>44,763,789</u>	<u>53,092,415</u>	<u>(17,826,121)</u>
Plan fiduciary net position - beginning	<u>449,392,040</u>	<u>405,656,961</u>	<u>360,893,172</u>	<u>307,800,757</u>	<u>325,626,878</u>
Plan fiduciary net position - ending (b)	<u>\$ 390,726,543</u>	<u>\$ 449,392,040</u>	<u>\$ 405,656,961</u>	<u>\$ 360,893,172</u>	<u>\$ 307,800,757</u>
Net pension liability (asset) - ending (a) - (b)	<u>\$ 23,808,916</u>	<u>\$ (55,881,069)</u>	<u>\$ (25,672,595)</u>	<u>\$ (7,234,631)</u>	<u>\$ 27,016,494</u>
Plan fiduciary net position as a percentage of total pension liability	94.26%	114.20%	106.76%	102.05%	91.93%
Covered payroll	\$ 116,628,053	\$ 114,217,960	\$ 114,531,947	\$ 111,085,667	\$ 104,615,667
Net pension liability as a percentage of covered payroll	20.41%	N/A	N/A	N/A	25.82%

(Continued)

PAROCHIAL EMPLOYEES' RETIREMENT SYSTEM OF LOUISIANA
 REQUIRED SUPPLEMENTARY INFORMATION
 SCHEDULE OF CHANGES IN NET PENSION LIABILITY (ASSET) - PLAN B
 FOR THE NINE YEARS ENDED DECEMBER 31, 2022

(Continued)

	<u>2017</u>	<u>2016</u>	<u>2015</u>	<u>2014</u>
Total Pension Liability:				
Service cost	\$ 9,844,786	\$ 9,633,861	\$ 8,544,264	\$ 8,412,233
Interest	20,549,184	19,404,284	18,696,801	17,562,661
Changes of benefit terms	1,753,159	-	-	1,309,944
Differences between expected and actual experience	(6,450,008)	(2,340,186)	(2,179,740)	(3,451,795)
Changes of assumptions	8,837,618	-	3,098,805	-
Benefit payments	(10,958,480)	(10,155,817)	(8,914,800)	(7,542,480)
Refunds of member contributions	(588,797)	(543,481)	(601,666)	(663,027)
Other	1,310,623	(159,841)	484,797	555,593
Net change in total pension liability	<u>24,298,085</u>	<u>15,838,820</u>	<u>19,128,461</u>	<u>16,183,129</u>
Total pension liability - beginning	<u>288,746,752</u>	<u>272,907,932</u>	<u>253,779,471</u>	<u>237,596,342</u>
Total pension liability - ending (a)	<u>\$ 313,044,837</u>	<u>\$ 288,746,752</u>	<u>\$ 272,907,932</u>	<u>\$ 253,779,471</u>
Plan Fiduciary Net Position:				
Contributions - employer	\$ 8,096,586	\$ 7,943,831	\$ 8,676,229	\$ 8,390,840
Contributions - member	2,920,617	2,874,226	2,805,634	2,629,127
Contributions - nonemployer contributing entities	1,269,869	1,209,345	1,194,705	1,176,417
Net investment income (loss)	48,062,503	19,716,857	(1,801,444)	11,734,154
Benefit payments	(10,958,480)	(10,155,817)	(8,914,800)	(7,542,480)
Refunds of member contributions	(588,797)	(543,481)	(601,666)	(663,027)
Administrative expenses	(242,065)	(232,496)	(218,483)	(204,921)
Other	1,310,624	(159,841)	461,478	555,593
Net change in plan fiduciary net position	<u>49,870,857</u>	<u>20,652,624</u>	<u>1,601,653</u>	<u>16,075,703</u>
Plan fiduciary net position - beginning	<u>275,756,021</u>	<u>255,103,397</u>	<u>253,501,744</u>	<u>237,426,041</u>
Plan fiduciary net position - ending (b)	<u>\$ 325,626,878</u>	<u>\$ 275,756,021</u>	<u>\$ 255,103,397</u>	<u>\$ 253,501,744</u>
Net pension liability (asset) - ending (a) - (b)	<u>\$ (12,582,041)</u>	<u>\$ 12,990,731</u>	<u>\$ 17,804,535</u>	<u>\$ 277,727</u>
Plan fiduciary net position as a percentage of total pension liability	104.02%	95.50%	93.48%	99.89%
Covered payroll	\$ 101,207,325	\$ 99,297,888	\$ 96,402,089	\$ 90,711,784
Net pension liability as a percentage of covered payroll	N/A	13.08%	18.47%	0.31%

Schedule is intended to show information for 10 years. Additional years will be presented as they become available.

PAROCHIAL EMPLOYEES' RETIREMENT SYSTEM OF LOUISIANA
 REQUIRED SUPPLEMENTARY INFORMATION
 SCHEDULE OF EMPLOYERS' NET PENSION LIABILITY (ASSET) - PLAN A
FOR THE NINE YEARS ENDED DECEMBER 31, 2022

	Total Pension Liability	Plan Fiduciary Net Position	Employers' Net Pension Liability (Asset)	Plan Fiduciary Net Position as a Percentage of Total Pension Liability	Covered Payroll	Employers' Net Pension Liability as a Percentage of Covered Payroll
2014	\$ 3,202,990,836	\$ 3,175,649,999	\$ 27,340,837	99.15%	\$ 562,757,869	4.86%
2015	\$ 3,387,821,896	\$ 3,124,593,132	\$ 263,228,764	92.23%	\$ 577,451,897	45.58%
2016	\$ 3,519,868,332	\$ 3,313,917,014	\$ 205,951,318	94.15%	\$ 595,626,477	34.58%
2017	\$ 3,754,795,626	\$ 3,829,020,281	\$ (74,224,655)	101.98%	\$ 616,235,536	N/A
2018	\$ 3,984,796,378	\$ 3,540,960,468	\$ 443,835,910	88.86%	\$ 600,135,948	73.96%
2019	\$ 4,096,496,036	\$ 4,091,788,575	\$ 4,707,461	99.89%	\$ 634,649,826	0.74%
2020	\$ 4,385,659,960	\$ 4,561,001,343	\$ (175,341,383)	104.00%	\$ 668,200,008	N/A
2021	\$ 4,504,994,211	\$ 4,976,037,622	\$ (471,043,411)	110.46%	\$ 671,631,339	N/A
2022	\$ 4,658,944,882	\$ 4,274,065,818	\$ 384,879,064	91.74%	\$ 679,203,043	56.67%

Schedule is intended to show information for 10 years. Additional years will be presented as become available.

PAROCHIAL EMPLOYEES' RETIREMENT SYSTEM OF LOUISIANA
 REQUIRED SUPPLEMENTARY INFORMATION
 SCHEDULE OF EMPLOYERS' NET PENSION LIABILITY (ASSET) - PLAN B
FOR THE NINE YEARS ENDED DECEMBER 31, 2022

	Total Pension Liability	Plan Fiduciary Net Position	Employers' Net Pension Liability (Asset)	Plan Fiduciary Net Position as a Percentage of Total Pension Liability	Covered Payroll	Employers' Net Pension Liability as a Percentage of Covered Payroll
2014	\$ 253,779,471	\$ 253,501,744	\$ 277,727	99.89%	\$ 90,711,784	0.31%
2015	\$ 272,907,932	\$ 255,103,397	\$ 17,804,535	93.48%	\$ 96,402,089	18.47%
2016	\$ 288,746,752	\$ 275,756,021	\$ 12,990,731	95.50%	\$ 99,297,888	13.08%
2017	\$ 313,044,837	\$ 325,626,878	\$ (12,582,041)	104.02%	\$ 101,207,325	N/A
2018	\$ 334,817,251	\$ 307,800,757	\$ 27,016,494	91.93%	\$ 104,615,667	25.82%
2019	\$ 353,658,541	\$ 360,893,172	\$ (7,234,631)	102.05%	\$ 111,085,667	N/A
2020	\$ 379,984,366	\$ 405,656,961	\$ (25,672,595)	106.76%	\$ 114,531,947	N/A
2021	\$ 393,510,971	\$ 449,392,040	\$ (55,881,069)	114.20%	\$ 114,217,960	N/A
2022	\$ 414,535,459	\$ 390,726,543	\$ 23,808,916	94.26%	\$ 116,628,053	20.41%

Schedule is intended to show information for 10 years. Additional years will be presented as they become available.

PAROCHIAL EMPLOYEES' RETIREMENT SYSTEM OF LOUISIANA
 REQUIRED SUPPLEMENTARY INFORMATION
 SCHEDULE OF CONTRIBUTIONS
 EMPLOYER AND NON-EMPLOYER CONTRIBUTING ENTITIES - PLAN A
FOR THE NINE YEARS ENDED DECEMBER 31, 2022

<u>Date</u>	<u>Actuarially Determined Contribution</u>	<u>Contributions in Relation to the Actuarially Determined Contribution *</u>	<u>Contribution Deficiency (Excess)</u>	<u>Covered Payroll</u>	<u>Contributions as a Percentage of Covered Payroll</u>
2014	\$ 94,496,545	\$ 97,842,017	\$ (3,345,472)	\$ 562,757,869	17.39%
2015	\$ 82,513,991	\$ 91,735,298	\$ (9,221,307)	\$ 577,451,897	15.89%
2016	\$ 70,025,994	\$ 84,818,339	\$ (14,792,345)	\$ 595,626,477	14.24%
2017	\$ 72,215,108	\$ 84,463,864	\$ (12,248,756)	\$ 616,235,536	13.71%
2018	\$ 63,069,363	\$ 76,657,157	\$ (13,587,794)	\$ 600,135,948	12.77%
2019	\$ 71,254,127	\$ 81,077,024	\$ (9,822,897)	\$ 634,649,826	12.78%
2020	\$ 90,257,666	\$ 90,261,789	\$ (4,123)	\$ 668,200,008	13.51%
2021	\$ 82,755,906	\$ 90,547,055	\$ (7,791,149)	\$ 671,631,339	13.48%
2022	\$ 79,768,930	\$ 87,426,413	\$ (7,657,483)	\$ 679,203,043	12.87%

* Includes contributions from employer and nonemployer contributing entities as well as funds allocated to the Funding Deposit Account. Does not include funds withdrawn from the Funding Deposit Account.

Schedule is intended to show information for 10 years. Additional years will be presented as they become available.

PAROCHIAL EMPLOYEES' RETIREMENT SYSTEM OF LOUISIANA
 REQUIRED SUPPLEMENTARY INFORMATION
 SCHEDULE OF CONTRIBUTIONS
 EMPLOYER AND NON-EMPLOYER CONTRIBUTING ENTITIES - PLAN B
FOR THE NINE YEARS ENDED DECEMBER 31, 2022

<u>Date</u>	<u>Actuarially Determined Contribution</u>	<u>Contributions in Relation to the Actuarially Determined Contribution *</u>	<u>Contribution Deficiency (Excess)</u>	<u>Covered Payroll</u>	<u>Contributions as a Percentage of Covered Payroll</u>
2014	\$ 9,507,318	\$ 9,567,257	\$ (59,939)	\$ 90,711,784	10.55%
2015	\$ 9,469,961	\$ 9,870,934	\$ (400,973)	\$ 96,402,089	10.24%
2016	\$ 8,421,102	\$ 9,153,176	\$ (732,074)	\$ 99,297,888	9.22%
2017	\$ 8,602,151	\$ 9,366,455	\$ (764,304)	\$ 101,207,325	9.25%
2018	\$ 8,348,365	\$ 9,158,107	\$ (809,742)	\$ 104,615,667	8.75%
2019	\$ 9,115,505	\$ 9,725,908	\$ (610,403)	\$ 111,085,667	8.76%
2020	\$ 10,067,512	\$ 10,105,729	\$ (38,217)	\$ 114,531,947	8.82%
2021	\$ 10,087,266	\$ 10,033,756	\$ 53,510	\$ 114,217,960	8.78%
2022	\$ 9,614,669	\$ 10,340,833	\$ (726,164)	\$ 116,628,053	8.87%

* Includes contributions from employer and nonemployer contributing entities as well as funds allocated to the Funding Deposit Account. Does not include funds withdrawn from the Funding Deposit Account.

Schedule is intended to show information for 10 years. Additional years will be presented as they become available.

PAROCHIAL EMPLOYEES' RETIREMENT SYSTEM OF LOUISIANA
 REQUIRED SUPPLEMENTARY INFORMATION
 SCHEDULE OF INVESTMENT RETURNS
FOR THE NINE YEARS ENDED DECEMBER 31, 2022

<u>Fiscal Year End</u>	<u>Annual Money-Weighted Rate of Return*</u>	
	<u>Plan A</u>	<u>Plan B</u>
2014	3.81%	9.00%
2015	-2.72%	2.01%
2016	4.67%	8.84%
2017	13.86%	18.02%
2018	-5.63%	-5.58%
2019	17.91%	17.86%
2020	13.47%	13.66%
2021	11.28%	11.53%
2022	-11.92%	-11.92%

Schedule is intended to show information for 10 years. Additional years will be presented as they become available.

* Annual money-weighted rates of return are presented net of investment expense.

PAROCHIAL EMPLOYEES' RETIREMENT SYSTEM OF LOUISIANA
 REQUIRED SUPPLEMENTARY INFORMATION
 SCHEDULE OF CHANGES IN THE TOTAL OPEB LIABILITY
FOR THE FIVE YEARS ENDED DECEMBER 31, 2022

Fiscal Year*	System's Beginning Total OPEB <u>Liability</u>	Service <u>Cost</u>	<u>Interest</u>	Differences between Expected and Actual <u>Experience</u>	Changes in <u>Assumptions</u>	Changes in <u>Proportion</u>	Differences between Expected and Actual <u>Payments</u>	<u>Contributions</u>	System's Ending Total OPEB <u>Liability</u>
2018	\$ 835,880	\$ 27,370	\$ 26,800	\$ (8,672)	\$ (20,324)	\$ 5,542	\$ (17,142)	\$ (8,163)	\$ 841,291
2019	841,291	25,744	25,657	(202,536)	(86,896)	-	-	(12,211)	591,049
2020	591,049	17,196	16,717	12,624	866	-	-	(18,286)	620,166
2021	620,166	17,401	16,721	735	41,623	-	-	(18,035)	678,611
2022	678,611	20,435	15,081	(76,997)	(168,347)			(14,602)	454,181

Schedule is intended to show information for 10 years. Additional years will be presented as they become available.

* The amounts presented for each fiscal year were determined as of July 1 of corresponding fiscal year.

PAROCHIAL EMPLOYEES' RETIREMENT SYSTEM OF LOUISIANA
 REQUIRED SUPPLEMENTARY INFORMATION
 SCHEDULE OF THE SYSTEM'S OPEB CONTRIBUTIONS
FOR THE FIVE YEARS ENDED DECEMBER 31, 2022

<u>Fiscal Year*</u>	<u>Actuarially Estimated Contributions</u>	<u>System's Actual Contributions</u>	<u>Contributions Deficiency (Excess)</u>	<u>Covered Payroll</u>	<u>Contributions as a Percentage of Covered Payroll</u>	<u>Total OPEB Liability as a Percentage of Covered Payroll</u>
2018	\$ 8,163	\$ 12,096	\$ (3,933)	\$ 311,604	3.88%	269.99%
2019	11,016	12,211	(1,195)	680,389	1.79%	86.87%
2020	18,286	25,825	(7,539)	813,406	3.17%	76.24%
2021	18,035	25,310	(7,275)	852,271	2.97%	79.62%
2022	14,602	15,628	(1,026)	963,212	1.62%	47.15%

Schedule is intended to show information for 10 years. Additional years will be presented as they become available.

* The amounts presented for each fiscal year were determined as of July 1 of corresponding fiscal year.

PAROCHIAL EMPLOYEES' RETIREMENT SYSTEM OF LOUISIANA
NOTES TO REQUIRED SUPPLEMENTARY INFORMATION
DECEMBER 31, 2022 AND 2021

1. SCHEDULE OF CHANGES IN NET PENSION LIABILITY:

The total pension liability contained in this schedule was provided by the System's actuary, Curran Actuarial Consulting, Ltd. The net pension liability is measured as the total pension liability less the amount of the fiduciary net position of the System.

2. SCHEDULE OF EMPLOYERS' NET PENSION LIABILITY:

The schedule of employers' net pension liability shows the percentage of the System's employers' net pension liability as a percentage of covered payroll. The employers' net pension liability is the liability of contributing employers to members for benefits provided through the System. Covered payroll is the payroll on which contributions to the system are based.

3. SCHEDULE OF CONTRIBUTIONS – EMPLOYERS AND NON-EMPLOYER CONTRIBUTING ENTITIES:

The difference between the actuarially determined employer contributions for employers and non-employer contributing entities and the contributions received and the percentage of contributions received to covered payroll is presented in this schedule. Ad valorem taxes and revenue sharing funds received from the State of Louisiana are considered to be support from non-employer contributing entities.

4. SCHEDULE OF INVESTMENT RETURNS:

The annual money-weighted rate of return is shown in this schedule. The money-weighted rate of return is calculated as the internal rate of return on pension plan investments, net of pension plan investment expense. This expresses investment performance adjusted for the changing amounts actually invested throughout the year, measured using monthly inputs with expenses measured on an accrual basis.

5. ACTUARIAL ASSUMPTIONS – NET PENSION LIABILITY:

The information presented in the required supplementary schedules was used in the actuarial valuation for purposes of determining the actuarially determined contribution rate. The assumptions and methods used for the actuarial valuation were recommended by the actuary and adopted by the Board. Additional information on the assumptions and methods used as of the latest actuarial valuation are disclosed in the notes to the financial statements footnote 4, Net Pension Liability (Asset) of Employers.

6. SCHEDULE OF CHANGES IN THE TOTAL OPEB LIABILITY:

This schedule reflects the participation of the System's employees in the State of Louisiana Postemployment Benefits Plan and changes in the total other postemployment liability.

No assets are accumulated in a trust that meets the criteria in paragraph 4 of the Governmental Accounting Standards Board Statement No. 75 to pay related benefits.

PAROCHIAL EMPLOYEES' RETIREMENT SYSTEM OF LOUISIANA
 NOTES TO REQUIRED SUPPLEMENTARY INFORMATION
DECEMBER 31, 2022 AND 2021

7. SCHEDULE OF OPEB CONTRIBUTIONS:

The difference between actuarially determined employer OPEB contributions and actual employer OPEB contributions received, and the percentage of employer OPEB contributions received to covered payroll, is presented in this schedule. The amounts presented in the schedule were determined as July 1 of the corresponding fiscal year.

8. CHANGES IN ACTUARIAL ASSUMPTIONS:

Pension Plan:

The following is a detailed description of the changes in actuarial assumptions for both Plan A and B:

Valuation Date	Investment Rate of Return	Expected Remaining Services Lives	Inflation Rate	Mortality Rate - Annuitant and Beneficiary	Mortality Rate - Employees	Mortality Rate - Disabled Annuitants	Salary Increases
December 31, 2022	6.40%	4 years	2.30%	Pub-2010 Public Ret Mortality Table for Healthy Retirees multiplied by 130% for males and 125% for females using MP2018 scale	Pub-2010 Public Ret Mortality Table for General Employees multiplied by 130% for males and 125% for females using MP2018 scale	Pub-2010 Public Ret Mortality Table for General Disabled Retirees multiplied by 130% for males and 125% for females using MP2018 scale	4.75% for Plan A, and 4.25% for Plan B
December 31, 2021	6.40%	4 years	2.30%	Pub-2010 Public Ret Mortality Table for Healthy Retirees multiplied by 130% for males and 125% for females using MP2018 scale	Pub-2010 Public Ret Mortality Table for General Employees multiplied by 130% for males and 125% for females using MP2018 scale	Pub-2010 Public Ret Mortality Table for General Disabled Retirees multiplied by 130% for males and 125% for females using MP2018 scale	4.75% for Plan A, and 4.25% for Plan B
December 31, 2020	6.40%	4 years	2.30%	Pub-2010 Public Ret Mortality Table for Healthy Retirees multiplied by 130% for males and 125% for females using MP2018 scale	Pub-2010 Public Ret Mortality Table for General Employees multiplied by 130% for males and 125% for females using MP2018 scale	Pub-2010 Public Ret Mortality Table for General Disabled Retirees multiplied by 130% for males and 125% for females using MP2018 scale	4.75% for Plan A, and 4.25% for Plan B
December 31, 2019	6.50%	4 years	2.40%	Pub-2010 Public Ret Mortality Table for Healthy Retirees multiplied by 130% for males and 125% for females using MP2018 scale	Pub-2010 Public Ret Mortality Table for General Employees multiplied by 130% for males and 125% for females using MP2018 scale	Pub-2010 Public Ret Mortality Table for General Disabled Retirees multiplied by 130% for males and 125% for females using MP2018 scale	4.75% for Plan A, and 4.25% for Plan B
December 31, 2018	6.50%	4 years	2.40%	Pub-2010 Public Ret Mortality Table for Healthy Retirees multiplied by 130% for males and 125% for females using MP2018 scale	Pub-2010 Public Ret Mortality Table for General Employees multiplied by 130% for males and 125% for females using MP2018 scale	Pub-2010 Public Ret Mortality Table for General Disabled Retirees multiplied by 130% for males and 125% for females using MP2018 scale	4.75% for Plan A, and 4.25% for Plan B
December 31, 2017	6.75%	4 years	2.50%	RP-2000 Healthy Annuitant Sex Distinct Tables projected to 2031 using Scale AA set back 1 year for females	RP-2000 Employee table set back 4 years for males and 3 years for females	RP-2000 Disabled Lives Mortality Table set back 5 years for males and 3 years for females	5.25%
December 31, 2016	7.00%	4 years	2.50%	RP-2000 Healthy Annuitant Sex Distinct Tables projected to 2031 using Scale AA set back 1 year for females	RP-2000 Employee table set back 4 years for males and 3 years for females	RP-2000 Disabled Lives Mortality Table set back 5 years for males and 3 years for females	5.25%
December 31, 2015	7.00%	4 years	2.50%	RP-2000 Healthy Annuitant Sex Distinct Tables projected to 2031 using Scale AA set back 1 year for females	RP-2000 Employee table set back 4 years for males and 3 years for females	RP-2000 Disabled Lives Mortality Table set back 5 years for males and 3 years for females	5.25%
December 31, 2014	7.25%	4 years	3.00%	RP-2000 Healthy Annuitant Mortality Table set back 1 year for males and females	RP-2000 Employee Mortality table set back 1 year for males and females	RP-2000 Disabled Lives Mortality table	5.75%

PAROCHIAL EMPLOYEES' RETIREMENT SYSTEM OF LOUISIANA
NOTES TO REQUIRED SUPPLEMENTARY INFORMATION
DECEMBER 31, 2022 AND 2021

8. CHANGES IN ACTUARIAL ASSUMPTIONS: (Continued)

OPEB Plan:

The discount rate changed from 2.18% as of July 1, 2021 to 4.09% as of July 1, 2022 for the State of Louisiana Postemployment Benefit Plan.

Other changes in assumptions as of July 1, 2022 were as follows:

- Baseline per capita costs (PCCs) and medical plan election percentages were updated to reflect 2022 claims and enrollment. Plan claims and premiums increased less than had been expected, which decreased the Plan's liability.
- The termination rate for LASERS Wildlife participants was updated to be consistent with the rates used in the LASERS pension valuation. This resulted in an increase in the Plan's liability.
- The mortality rates for LASERS Public Safety participants were updated to be consistent with the rates used in the LASERS pension valuation. This resulted in an increase in the Plan's liability.

The discount rate changed from 2.66% as of July 1, 2020 to 2.18% as of July 1, 2021 for the State of Louisiana Postemployment Benefit Plan.

Other changes in assumptions as of July 1, 2021 were as follows:

- Baseline per capita costs (PCCs) were updated to reflect 2020 claims and enrollment. OPEB Plan claims and premiums increased less than had been expected, which decreased the OPEB Plan's liability. In addition, the estimate of future EGWP savings was increased, based on an analysis of recent EGWP experience. This further reduced the OPEB Plan's liability.
- Medical plan election percentages have been updated since the previous valuation. This change contributed towards the decrease in the OPEB Plan's liability associated with updating baseline per capita costs (PCCs) and premiums.
- The healthcare cost trend assumption has been revised since the previous valuation. This change increased the OPEB Plan's liability.

The discount rate changed from 2.79% as of July 1, 2019 to 2.66% as of July 1, 2020 for the State of Louisiana Postemployment Benefit Plan.

PAROCHIAL EMPLOYEES' RETIREMENT SYSTEM OF LOUISIANA
NOTES TO REQUIRED SUPPLEMENTARY INFORMATION
DECEMBER 31, 2022 AND 2021

8. CHANGES IN ACTUARIAL ASSUMPTIONS: (Continued)

OPEB Plan: (Continued)

Other changes in assumptions as of July 1, 2020 were as follows:

- Baseline per capita costs (PCCs) were updated to reflect 2020 claims and enrollment for the prescription drug costs and retiree contributions were updated based on 2021 premiums. 2020 medical claims and enrollment experience were reviewed but not included in the projection of expected 2021 plan costs. Due to the COVID-19 pandemic, this experience is not believed to be reflective of what can be expected in future years. OPEB Plan claims and premiums increased less than had been expected, which decreased the OPEB Plan's liability. In addition, the estimate of future EGWP savings was increased, based on an analysis of recent EGWP experience. This further reduced the OPEB Plan's liability.
- The Louisiana State Employee Retirement System (LASERS) and the Teachers' Retirement System of Louisiana (TRSL) have adopted new salary scale assumptions for the June 30, 2020 valuation. The economic assumptions were updated to reflect the updated salary scale assumptions. This slightly increased the OPEB Plan's liability. The Louisiana State Police Retirement System (LSPRS) and the Louisiana School Employees' Retirement System (LSERS) salary scale assumptions have not changed since the prior year.
- Several demographic assumptions have been updated based on a review of OPEB experience from July 1, 2017 through June 30, 2020:
 - Medical participation rates have been decreased since the previous valuation. This change decreased the OPEB Plan's liability.
 - The life participation rate has been decreased from 52% to 36% since the previous valuation, which decreased the OPEB Plan's liability.
 - The age difference between future retirees and their spouses has been updated since the previous valuation. This change increased the OPEB Plan's liability.
 - The assumed percent of participants assumed to be Medicare-eligible upon reaching age 65 has been updated since the previous valuation. This change increased the OPEB Plan's liability.
 - Medical plan election percentages have been updated since the previous valuation. This change contributed towards the decrease in the OPEB Plan's liability associated with updating baseline per capita costs (PCCs) and premiums.

The discount rate changed from 2.98% as of July 1, 2018 to 2.79% as of July 1, 2019 for the State of Louisiana Postemployment Benefit Plan.

PAROCHIAL EMPLOYEES' RETIREMENT SYSTEM OF LOUISIANA
NOTES TO REQUIRED SUPPLEMENTARY INFORMATION
DECEMBER 31, 2022 AND 2021

8. CHANGES IN ACTUARIAL ASSUMPTIONS: (Continued)

OPEB Plan: (Continued)

Other changes in assumptions as of July 1, 2019 were as follows:

- Baseline per capita cost (PCCs) were updated to reflect 2019 claims and enrollments and retiree contributions were updated based on 2020 premiums. OPEB Plan claims and premiums increased less than had been expected, which decreased the OPEB Plan's liability. In addition, the estimate of future EGWP savings was increased, based on an analysis of recent EGWP experience. This further reduced the OPEB Plan's liability.
- Life insurance contributions were updated based on updated schedules for 2020 monthly premiums rates, which reduced the OPEB Plan's liability.
- Then impact of the High Cost Excise Tax was removed. The High Cost Excise Tax was repealed in December 2019. This reduced the OPEB Plan's liability.
- The Louisiana State Employee Retirement System (LASERS) has performed a recent experience study and adopted new assumptions for the June 30, 2019 valuation, based on these studies. The demographic assumptions were updated to reflect the revised assumptions. This reduced the OPEB Plan's liability. The Louisiana State Police Retirement System (LSPRS), the Louisiana School Employees' Retirement System (LSERS), and the Teachers' Retirement System of Louisiana (TRSL) demographic assumptions have not changed since the prior year.

The discount rate changed from 3.13% as of July 1, 2017 to 2.98% as of July 1, 2018 for the State of Louisiana Postemployment Benefit Plan.

Other changes in assumptions as of July 1, 2018 were as follows:

- Baseline per capital costs were updated to reflect 2018 claims and enrollment and retiree contributions were updated based on 2019 premiums. The impact of the High Cost Excise Tax was revisited, reflecting updated plan premiums.
- The mortality assumptions for the Louisiana State Employees' Retirement System were updated from RP-2014 Healthy Annuitant and Employee tables for males and females with generational projections using projection scale MP-2017 to the RP-2014 Healthy Annuitant and Employee tables for males and females using projection scale MP-2018.
- The percentage of future retirees assumed to elect medical coverage was modified based on recent plan experience.

PAROCHIAL EMPLOYEES' RETIREMENT SYSTEM OF LOUISIANA
NOTES TO REQUIRED SUPPLEMENTARY INFORMATION
DECEMBER 31, 2022 AND 2021

9. CHANGES IN BENEFIT TERMS:

Pension Plan:

During the year ended December 31, 2022, the Fund granted a 2.5% Cost of Living Adjustment (COLA) to retirees aged 62 and older, effective January 1, 2023. The actuarial cost of the COLA was included as a change of benefit terms in the Schedule of Changes in Net Pension Liability for the year ended December 31, 2022.

During the year ended December 31, 2020, the Fund granted a 2.5% Cost of Living Adjustment (COLA) to retirees aged 62 and older, effective January 1, 2021. The actuarial cost of the COLA was included as a change of benefit terms in the Schedule of Changes in Net Pension Liability for the year ended December 31, 2020.

During the year ended December 31, 2017, the Fund granted a 2.5% Cost of Living Adjustment (COLA) to retirees aged 62 and older, effective January 1, 2018. The actuarial cost of the COLA was included as a change of benefit terms in the Schedule of Changes in Net Pension Liability for the year ended December 31, 2017.

During the year ended December 31, 2014, the Fund granted a 2.5% Cost of Living Adjustment (COLA) to retirees aged 62 and older, effective January 1, 2015. The actuarial cost of the COLA was included as a change of benefit terms in the Schedule of Changes in Net Pension Liability for the year ended December 31, 2014.

OPEB Plan:

There were no changes of benefit terms for the OPEB Plan during any of the years presented.

OTHER SUPPLEMENTARY INFORMATION

PAROCHIAL EMPLOYEES' RETIREMENT SYSTEM OF LOUISIANA
SUPPLEMENTARY INFORMATION
INDIVIDUAL PLANS' STATEMENTS OF FIDUCIARY NET POSITION
DECEMBER 31, 2022 AND 2021

	<u>PLAN "A"</u>		<u>PLAN "B"</u>		<u>TOTAL</u>	
	<u>2022</u>	<u>2021</u>	<u>2022</u>	<u>2021</u>	<u>2022</u>	<u>2021</u>
CURRENT ASSETS:						
Cash	\$ 105,259,108	\$ 130,028,774	\$ 42,267,024	\$ 39,331,337	\$ 147,526,132	\$ 169,360,111
Contribution receivables	25,429,738	26,144,875	2,067,198	2,025,006	27,496,936	28,169,881
Irregular contribution receivables	377,896	989,755	-	-	377,896	989,755
Accrued interest and dividends on investments	2,168,071	1,738,918	183,609	148,371	2,351,680	1,887,289
Investment receivables	248,592	159,343	21,493	13,564	270,085	172,907
Ad valorem and state revenue sharing receivable	8,612,610	7,868,317	1,478,321	1,348,406	10,090,931	9,216,723
Due (to) from other funds	2,278,784	1,877,540	(2,278,784)	(1,877,540)	-	-
Other current assets	13	13	17,036	8,415	17,049	8,428
TOTAL CURRENT ASSETS	<u>144,374,812</u>	<u>168,807,535</u>	<u>43,755,897</u>	<u>40,997,559</u>	<u>188,130,709</u>	<u>209,805,094</u>
 CAPITAL ASSETS (NET OF DEPRECIATION)	<u>506,965</u>	<u>524,106</u>	<u>76,033</u>	<u>78,604</u>	<u>582,998</u>	<u>602,710</u>
 INVESTMENTS:						
Short-term	35,152,680	59,304,713	2,948,181	5,195,095	38,100,861	64,499,808
Equities	2,048,071,880	2,640,145,032	169,747,518	223,454,930	2,217,819,398	2,863,599,962
Fixed income	1,311,651,783	1,386,683,416	109,663,991	116,405,283	1,421,315,774	1,503,088,699
Alternative investments	762,514,345	747,357,033	66,526,922	65,125,053	829,041,267	812,482,086
TOTAL INVESTMENTS	<u>4,157,390,688</u>	<u>4,833,490,194</u>	<u>348,886,612</u>	<u>410,180,361</u>	<u>4,506,277,300</u>	<u>5,243,670,555</u>
 TOTAL ASSETS	<u>4,302,272,465</u>	<u>5,002,821,835</u>	<u>392,718,542</u>	<u>451,256,524</u>	<u>4,694,991,007</u>	<u>5,454,078,359</u>
 DEFERRED OUTFLOWS OF RESOURCES						
Deferred outflows of resources related to OPEB	<u>33,342</u>	<u>44,487</u>	<u>-</u>	<u>-</u>	<u>33,342</u>	<u>44,487</u>
 LIABILITIES:						
Accounts payable	2,439,399	3,017,192	203,410	252,928	2,642,809	3,270,120
Benefits payable	20,411,514	18,968,895	1,453,665	1,257,620	21,865,179	20,226,515
Refunds payable	2,037,472	1,564,321	97,988	128,462	2,135,460	1,692,783
Investment payable	2,654,952	2,478,503	236,936	225,474	2,891,888	2,703,977
OPEB payable	454,181	678,611	-	-	454,181	678,611
TOTAL LIABILITIES	<u>27,997,518</u>	<u>26,707,522</u>	<u>1,991,999</u>	<u>1,864,484</u>	<u>29,989,517</u>	<u>28,572,006</u>
 DEFERRED INFLOWS OF RESOURCES						
Deferred inflows of resources related to OPEB	<u>242,471</u>	<u>121,178</u>	<u>-</u>	<u>-</u>	<u>242,471</u>	<u>121,178</u>
 NET POSITION - RESTRICTED FOR PENSION BENEFITS	<u>\$ 4,274,065,818</u>	<u>\$ 4,976,037,622</u>	<u>\$ 390,726,543</u>	<u>\$ 449,392,040</u>	<u>\$ 4,664,792,361</u>	<u>\$ 5,425,429,662</u>

PAROCHIAL EMPLOYEES' RETIREMENT SYSTEM OF LOUISIANA
SUPPLEMENTARY INFORMATION
INDIVIDUAL PLANS' STATEMENTS OF CHANGES IN FIDUCIARY NET POSITION
FOR THE YEARS ENDED DECEMBER 31, 2022 AND 2021

	PLAN "A"		PLAN "B"		TOTAL	
	2022	2021	2022	2021	2022	2021
ADDITIONS:						
Contributions:						
Member contributions	\$ 61,312,267	\$ 60,936,303	\$ 3,472,402	\$ 3,404,853	\$ 64,784,669	\$ 64,341,156
Employer contributions	78,108,350	82,274,839	8,747,104	8,566,347	86,855,454	90,841,186
Ad valorem taxes and revenue sharing funds	9,318,063	8,272,216	1,593,729	1,467,409	10,911,792	9,739,625
Total contributions	<u>148,738,680</u>	<u>151,483,358</u>	<u>13,813,235</u>	<u>13,438,609</u>	<u>162,551,915</u>	<u>164,921,967</u>
Investment income (expense):						
Net appreciation (depreciation) in the fair value of investments	(678,576,114)	448,887,247	(61,554,724)	40,238,555	(740,130,838)	489,125,802
Dividends, interest, and other recurring income	110,719,873	82,145,318	10,092,758	7,376,303	120,812,631	89,521,621
Miscellaneous investment income	1,997,155	277,804	179,830	21,196	2,176,985	299,000
	<u>(565,859,086)</u>	<u>531,310,369</u>	<u>(51,282,136)</u>	<u>47,636,054</u>	<u>(617,141,222)</u>	<u>578,946,423</u>
Less: Investment expense:						
Custodial fees	261,403	285,310	44,869	48,894	306,272	334,204
Money manager fees	21,509,872	20,377,585	1,958,956	1,828,471	23,468,828	22,206,056
Other investment expenses	7,735,715	3,039,859	706,506	273,821	8,442,221	3,313,680
Investment consultant	249,657	249,716	42,853	42,794	292,510	292,510
	<u>29,756,647</u>	<u>23,952,470</u>	<u>2,753,184</u>	<u>2,193,980</u>	<u>32,509,831</u>	<u>26,146,450</u>
Net investment income (loss)	<u>(595,615,733)</u>	<u>507,357,899</u>	<u>(54,035,320)</u>	<u>45,442,074</u>	<u>(649,651,053)</u>	<u>552,799,973</u>
Other additions:						
Interest - transfers, refund payback	1,232,639	2,868,139	121,664	119,857	1,354,303	2,987,996
Transfers in from other systems	2,481,737	2,943,663	257,799	130,687	2,739,536	3,074,350
Miscellaneous income	7,840	20,163	4,023	2,795	11,863	22,958
OPEB benefit	65,635	29,074	11,266	4,982	76,901	34,056
Total other additions	<u>3,787,851</u>	<u>5,861,039</u>	<u>394,752</u>	<u>258,321</u>	<u>4,182,603</u>	<u>6,119,360</u>
Total	<u>(443,089,202)</u>	<u>664,702,296</u>	<u>(39,827,333)</u>	<u>59,139,004</u>	<u>(482,916,535)</u>	<u>723,841,300</u>
DEDUCTIONS:						
Retirement, disability and survivor annuity benefits	217,109,755	207,160,592	15,382,411	14,014,282	232,492,166	221,174,874
DROP benefits	20,491,832	22,399,392	2,000,527	1,452,667	22,492,359	23,852,059
Transfers to/from plans	(14,666)	1,385,061	14,666	(1,385,061)	-	-
Refund of contributions	14,426,798	14,043,544	785,357	856,758	15,212,155	14,900,302
Transfers to other systems	5,048,560	3,097,868	342,510	194,955	5,391,070	3,292,823
Administrative expenses	1,803,182	1,562,325	310,122	267,738	2,113,304	1,830,063
Depreciation expense	17,141	17,235	2,571	2,586	19,712	19,821
Total deductions	<u>258,882,602</u>	<u>249,666,017</u>	<u>18,838,164</u>	<u>15,403,925</u>	<u>277,720,766</u>	<u>265,069,942</u>
NET INCREASE (DECREASE)	(701,971,804)	415,036,279	(58,665,497)	43,735,079	(760,637,301)	458,771,358
NET POSITION - RESTRICTED FOR PENSION BENEFITS:						
Beginning of year	4,976,037,622	4,561,001,343	449,392,040	405,656,961	5,425,429,662	4,966,658,304
END OF YEAR	<u>\$ 4,274,065,818</u>	<u>\$ 4,976,037,622</u>	<u>\$ 390,726,543</u>	<u>\$ 449,392,040</u>	<u>\$ 4,664,792,361</u>	<u>\$ 5,425,429,662</u>

PAROCHIAL EMPLOYEES' RETIREMENT SYSTEM OF LOUISIANA
SUPPLEMENTARY INFORMATION
SCHEDULE OF ADMINISTRATIVE AND INVESTMENT EXPENSES
BUDGET TO ACTUAL
FOR THE YEARS ENDED DECEMBER 31, 2022 AND 2021

	2022			2021		
	<u>Budget</u>	<u>Actual</u>	<u>Variance (over) under</u>	<u>Budget</u>	<u>Actual</u>	<u>Variance (over) under</u>
<u>ADMINISTRATIVE EXPENSES:</u>						
SALARIES AND RELATED EXPENSES:						
Salaries	\$ 1,115,000	\$ 1,109,087	\$ 5,913	\$ 990,000	\$ 984,182	\$ 5,818
Retirement	130,000	173,632	(43,632)	125,000	121,804	3,196
Group hospitalization and dental	97,000	74,143	22,857	90,000	68,650	21,350
Medicare and payroll taxes	17,000	16,615	385	15,000	13,715	1,285
Total salaries and related expenses	<u>1,359,000</u>	<u>1,373,477</u>	<u>(14,477)</u>	<u>1,220,000</u>	<u>1,188,351</u>	<u>31,649</u>
PROFESSIONAL SERVICES:						
Actuarial consultant	236,000	238,090	(2,090)	233,500	228,455	5,045
Accounting	150,000	120,646	29,354	140,000	103,533	36,467
Legal counsel	60,000	33,741	26,259	75,000	53,799	21,201
Computer programming	40,000	23,408	16,592	50,000	18,324	31,676
Medical board	20,000	10,600	9,400	20,000	9,800	10,200
Investigation	24,000	22,938	1,062	24,000	21,830	2,170
Total professional services	<u>530,000</u>	<u>449,423</u>	<u>80,577</u>	<u>542,500</u>	<u>435,741</u>	<u>106,759</u>
COMMUNICATIONS:						
Printing	21,000	21,099	(99)	21,000	20,020	980
Telephone	24,000	18,682	5,318	24,000	17,879	6,121
Postage	45,000	29,675	15,325	43,000	23,752	19,248
Travel	20,000	17,714	2,286	7,500	6,832	668
Website	2,000	2,805	(805)	2,000	1,700	300
Per diem	1,250	975	275	2,250	1,125	1,125
Total communications	<u>113,250</u>	<u>90,950</u>	<u>22,300</u>	<u>99,750</u>	<u>71,308</u>	<u>28,442</u>
GENERAL OFFICE:						
Building maintenance	10,000	6,266	3,734	10,000	6,441	3,559
Rent	2,600	2,740	(140)	2,600	2,520	80
Supplies	15,000	16,416	(1,416)	15,000	10,550	4,450
Dues and subscriptions	25,000	24,023	977	23,000	25,648	(2,648)
Equipment rental	35,000	31,702	3,298	35,000	31,206	3,794
Equipment maintenance	18,000	15,978	2,022	18,000	12,257	5,743
Insurance	75,000	75,448	(448)	27,000	24,803	2,197
Janitorial	7,200	6,125	1,075	7,200	5,400	1,800
Microfilm	11,000	4,815	6,185	6,000	4,395	1,605
Training	9,000	7,388	1,612	7,000	5,300	1,700
Utilities	8,500	8,553	(53)	8,500	6,143	2,357
Total general office	<u>216,300</u>	<u>199,454</u>	<u>16,846</u>	<u>159,300</u>	<u>134,663</u>	<u>24,637</u>
TOTAL ADMINISTRATIVE EXPENSES	<u>\$ 2,218,550</u>	<u>\$ 2,113,304</u>	<u>\$ 105,246</u>	<u>\$ 2,021,550</u>	<u>\$ 1,830,063</u>	<u>\$ 191,487</u>
INVESTMENT EXPENSES:						
Custodial Bank	\$ 350,000	\$ 306,272	\$ 43,728	\$ 350,000	\$ 334,204	\$ 15,796
Investment consultant	325,000	292,510	32,490	310,000	292,510	17,490
TOTAL INVESTMENT EXPENSES	<u>\$ 675,000</u>	<u>\$ 598,782</u>	<u>\$ 76,218</u>	<u>\$ 660,000</u>	<u>\$ 626,714</u>	<u>\$ 33,286</u>
CAPITAL OUTLAYS	<u>\$ 7,000</u>	<u>\$ -</u>	<u>\$ 7,000</u>	<u>\$ 7,000</u>	<u>\$ -</u>	<u>\$ 7,000</u>

PAROCHIAL EMPLOYEES' RETIREMENT SYSTEM OF LOUISIANA
SUPPLEMENTARY INFORMATION - PLAN "A"
STATEMENT OF CHANGES IN RESERVE BALANCES
FOR THE YEARS ENDED DECEMBER 31, 2022 AND 2021

2022

	ANNUITY SAVINGS	DROP	FUNDING DEPOSIT ACCOUNT	ANNUITY RESERVE	PENSION ACCUMULATION	TOTAL
BALANCE - BEGINNING	\$ 500,040,376	\$ 56,700,837	\$ 69,983,070	\$ 2,175,658,766	\$ 2,173,654,573	\$ 4,976,037,622
REVENUES AND TRANSFERS:						
Employee contributions	61,312,267	-	-	-	-	61,312,267
Employer contributions	-	-	31,278,879	-	46,829,471	78,108,350
Tax collector contributions	-	-	-	-	9,185,468	9,185,468
Revenue sharing contributions	-	-	-	-	132,595	132,595
Net investment income (loss)	-	2,383	4,478,916	-	(600,097,032)	(595,615,733)
Miscellaneous income	-	-	-	-	7,840	7,840
OPEB benefit	-	-	-	-	65,635	65,635
Transfer from Annuity Savings	-	-	-	33,850,899	-	33,850,899
Transfer from Annuity Reserve	-	22,445,891	-	-	-	22,445,891
Interest - transfers, refund payback	-	-	-	-	1,232,639	1,232,639
Transfer from another system	800,321	-	-	-	1,681,416	2,481,737
Transfer from other plans	-	-	-	-	14,666	14,666
Actuarial transfer	-	-	-	336,713,521	40,477,032	377,190,553
	<u>62,112,588</u>	<u>22,448,274</u>	<u>35,757,795</u>	<u>370,564,420</u>	<u>(500,470,270)</u>	<u>(9,587,193)</u>
EXPENDITURES AND TRANSFERS:						
Refunds to terminated employees	14,426,798	-	-	-	-	14,426,798
Transfer to Annuity Reserve	33,850,899	-	-	-	-	33,850,899
Transfer to DROP	-	-	-	22,445,891	-	22,445,891
Pensions paid	-	-	-	217,109,755	-	217,109,755
Transfer to other plans	-	-	-	-	-	-
DROP benefits	-	20,491,832	-	-	-	20,491,832
Administrative expenses	-	-	-	-	1,803,182	1,803,182
Depreciation	-	-	-	-	17,141	17,141
Actuarial transfer	-	-	40,477,032	-	336,713,521	377,190,553
Transfers to another system	1,259,947	-	-	-	3,788,613	5,048,560
	<u>49,537,644</u>	<u>20,491,832</u>	<u>40,477,032</u>	<u>239,555,646</u>	<u>342,322,457</u>	<u>692,384,611</u>
NET INCREASE (DECREASE)	<u>12,574,944</u>	<u>1,956,442</u>	<u>(4,719,237)</u>	<u>131,008,774</u>	<u>(842,792,727)</u>	<u>(701,971,804)</u>
BALANCE - ENDING	<u>\$ 512,615,320</u>	<u>\$ 58,657,279</u>	<u>\$ 65,263,833</u>	<u>\$ 2,306,667,540</u>	<u>\$ 1,330,861,846</u>	<u>\$ 4,274,065,818</u>

<u>ANNUITY SAVINGS</u>	<u>DROP</u>	<u>FUNDING DEPOSIT ACCOUNT</u>	<u>ANNUITY RESERVE</u>	<u>PENSION ACCUMULATION</u>	<u>TOTAL</u>
\$ 491,297,716	\$ 58,620,951	\$ 55,177,473	\$ 2,077,506,294	\$ 1,878,398,909	\$ 4,561,001,343
60,936,303	-	-	-	-	60,936,303
-	-	11,274,239	-	71,000,600	82,274,839
-	-	-	-	8,138,371	8,138,371
-	-	-	-	133,845	133,845
-	182,851	3,531,358	-	503,643,690	507,357,899
-	-	-	-	20,163	20,163
-	-	-	-	29,074	29,074
-	-	-	38,200,078	-	38,200,078
-	20,296,427	-	-	-	20,296,427
-	-	-	-	2,868,139	2,868,139
999,636	-	-	-	1,944,027	2,943,663
-	-	-	-	-	-
-	-	-	287,409,413	-	287,409,413
<u>61,935,939</u>	<u>20,479,278</u>	<u>14,805,597</u>	<u>325,609,491</u>	<u>587,777,909</u>	<u>1,010,608,214</u>
14,043,544	-	-	-	-	14,043,544
38,200,078	-	-	-	-	38,200,078
-	-	-	20,296,427	-	20,296,427
-	-	-	207,160,592	-	207,160,592
-	-	-	-	1,385,061	1,385,061
-	22,399,392	-	-	-	22,399,392
-	-	-	-	1,562,325	1,562,325
-	-	-	-	17,235	17,235
-	-	-	-	287,409,413	287,409,413
949,657	-	-	-	2,148,211	3,097,868
<u>53,193,279</u>	<u>22,399,392</u>	<u>-</u>	<u>227,457,019</u>	<u>292,522,245</u>	<u>595,571,935</u>
8,742,660	(1,920,114)	14,805,597	98,152,472	295,255,664	415,036,279
<u>\$ 500,040,376</u>	<u>\$ 56,700,837</u>	<u>\$ 69,983,070</u>	<u>\$ 2,175,658,766</u>	<u>\$ 2,173,654,573</u>	<u>\$ 4,976,037,622</u>

PAROCHIAL EMPLOYEES' RETIREMENT SYSTEM OF LOUISIANA
SUPPLEMENTARY INFORMATION - PLAN "B"
STATEMENT OF CHANGES IN RESERVE BALANCES
FOR THE YEARS ENDED DECEMBER 31, 2022 AND 2021

2022

	ANNUITY SAVINGS	DROP	FUNDING DEPOSIT ACCOUNT	ANNUITY RESERVE	PENSION ACCUMULATION	TOTAL
BALANCE - BEGINNING	\$ 27,844,616	\$ 6,453,303	\$ 5,194,363	\$ 146,741,543	\$ 263,158,215	\$ 449,392,040
REVENUES AND TRANSFERS:						
Employee contributions	3,472,402	-	-	-	-	3,472,402
Employer contributions	-	-	3,206,063	-	5,541,041	8,747,104
Net investment income (loss)	-	220	332,439	-	(54,367,979)	(54,035,320)
Tax collector contributions	-	-	-	-	1,569,562	1,569,562
Revenue sharing contributions	-	-	-	-	24,167	24,167
Miscellaneous income	-	-	-	-	4,023	4,023
OPEB benefit	-	-	-	-	11,266	11,266
Transfer from Annuity Savings	-	-	-	2,109,995	-	2,109,995
Transfer from Annuity Reserve	-	1,320,132	-	-	-	1,320,132
Transfer from another system	87,815	-	-	-	169,984	257,799
Transfer from other plans	-	-	-	-	-	-
Interest - transfers refund payback	-	-	-	-	121,664	121,664
Actuarial transfer	-	-	-	33,522,358	3,005,685	36,528,043
	<u>3,560,217</u>	<u>1,320,352</u>	<u>3,538,502</u>	<u>35,632,353</u>	<u>(43,920,587)</u>	<u>130,837</u>
EXPENDITURES AND TRANSFERS:						
Refunds to terminated employees	785,357	-	-	-	-	785,357
Transfer to Annuity Reserve	2,109,995	-	-	-	-	2,109,995
Transfer to DROP	-	-	-	1,320,132	-	1,320,132
Pensions paid	-	-	-	15,382,411	-	15,382,411
Transfer to other plans	-	-	-	-	14,666	14,666
DROP benefits	-	2,000,527	-	-	-	2,000,527
Administrative expenses	-	-	-	-	310,122	310,122
Depreciation	-	-	-	-	2,571	2,571
Transfers to another system	67,787	-	-	-	274,723	342,510
Actuarial transfer	-	-	3,005,685	-	33,522,358	36,528,043
	<u>2,963,139</u>	<u>2,000,527</u>	<u>3,005,685</u>	<u>16,702,543</u>	<u>34,124,440</u>	<u>58,796,334</u>
NET INCREASE (DECREASE)	<u>597,078</u>	<u>(680,175)</u>	<u>532,817</u>	<u>18,929,810</u>	<u>(78,045,027)</u>	<u>(58,665,497)</u>
BALANCE - ENDING	<u>\$ 28,441,694</u>	<u>\$ 5,773,128</u>	<u>\$ 5,727,180</u>	<u>\$ 165,671,353</u>	<u>\$ 185,113,188</u>	<u>\$ 390,726,543</u>

2021

<u>ANNUITY SAVINGS</u>	<u>DROP</u>	<u>FUNDING DEPOSIT ACCOUNT</u>	<u>ANNUITY RESERVE</u>	<u>PENSION ACCUMULATION</u>	<u>TOTAL</u>
\$ 26,795,303	\$ 6,373,983	\$ 4,881,920	\$ 138,145,742	\$ 229,460,013	\$ 405,656,961
3,404,853	-	-	-	-	3,404,853
-	-	-	-	8,566,347	8,566,347
-	20,692	312,443	-	45,108,939	45,442,074
-	-	-	-	1,447,092	1,447,092
-	-	-	-	20,317	20,317
-	-	-	-	2,795	2,795
-	-	-	-	4,982	4,982
-	-	-	1,503,309	-	1,503,309
-	1,511,295	-	-	-	1,511,295
45,905	-	-	-	84,782	130,687
-	-	-	-	1,385,061	1,385,061
-	-	-	-	119,857	119,857
-	-	-	22,618,069	-	22,618,069
<u>3,450,758</u>	<u>1,531,987</u>	<u>312,443</u>	<u>24,121,378</u>	<u>56,740,172</u>	<u>86,156,738</u>
856,758	-	-	-	-	856,758
1,503,309	-	-	-	-	1,503,309
-	-	-	1,511,295	-	1,511,295
-	-	-	14,014,282	-	14,014,282
-	-	-	-	-	-
-	1,452,667	-	-	-	1,452,667
-	-	-	-	267,738	267,738
-	-	-	-	2,586	2,586
41,378	-	-	-	153,577	194,955
-	-	-	-	22,618,069	22,618,069
<u>2,401,445</u>	<u>1,452,667</u>	<u>-</u>	<u>15,525,577</u>	<u>23,041,970</u>	<u>42,421,659</u>
<u>1,049,313</u>	<u>79,320</u>	<u>312,443</u>	<u>8,595,801</u>	<u>33,698,202</u>	<u>43,735,079</u>
<u>\$ 27,844,616</u>	<u>\$ 6,453,303</u>	<u>\$ 5,194,363</u>	<u>\$ 146,741,543</u>	<u>\$ 263,158,215</u>	<u>\$ 449,392,040</u>

PAROCHIAL EMPLOYEES' RETIREMENT SYSTEM OF LOUISIANA
 SUPPLEMENTARY INFORMATION
 SCHEDULE OF PER DIEM PAID TO BOARD MEMBERS
DECEMBER 31, 2022 AND 2021

In accordance with Louisiana Revised Statute 11:182, the System's Board of Trustees shall receive \$75 per meeting for attendance. The per diem paid to Trustees for the years ending December 31, 2022 and 2021 are as follows:

	<u>2022</u>	<u>2021</u>
Tammy Bufkin	\$ -	\$ 300
Bruce Kelly	300	225
Kelly Fontenot	75	-
Terrie Rodrigue	300	300
Phillip Bourgoyne	<u>300</u>	<u>300</u>
 TOTAL	 <u>\$ 975</u>	 <u>\$ 1,125</u>

PAROCHIAL EMPLOYEES' RETIREMENT SYSTEM OF LOUISIANA
SUPPLEMENTARY INFORMATION
SCHEDULE OF COMPENSATION, BENEFITS,
AND OTHER PAYMENTS TO AGENCY HEAD
DECEMBER 31, 2022

Agency Head Name: Terrie Rodrigue, Chairman of the Board

<u>PURPOSE</u>	<u>AMOUNT</u>
Per Diem	\$ 300
Travel	351
Registration fees	1,450
Conference travel	<u>2,075</u>
TOTAL	<u>\$ 4,176</u>



Duplantier Hrapmann Hogan & Maher, LLP

A.J. Duplantier, Jr., CPA
(1919-1985)

Felix J. Hrapmann, Jr., CPA
(1919-1990)

William R. Hogan, Jr., CPA
(1920-1996)

James Maher, Jr., CPA
(1921-1999)

Lindsay J. Calub, CPA, LLC
Michelle H. Cunningham, CPA
Dennis W. Dillon, CPA
Grady C. Lloyd, III CPA

Heather M. Jovanovich, CPA
Terri L. Kitto, CPA
Robynn P. Beck, CPA
John P. Butler, CPA
Jason C. Montegut, CPA
Wesley D. Wade, CPA
Gregory J. Binder, IT Director
Colleen A. Casey, CPA

Michael J. O' Rourke, CPA
William G. Stamm, CPA

New Orleans
1615 Poydras Street,
Suite 2100
New Orleans, LA 70112
Phone: (504) 586-8866
Fax: (504) 525-5888

Northshore
1290 Seventh Street
Slidell, LA 70458
Phone: (985) 641-1272
Fax: (985) 781-6497

Houma
247 Corporate Drive
Houma, LA 70360
Phone: (985) 868-2630
Fax: (985) 872-3833

Napoleonville
5047 Highway 1
P.O. Box 830
Napoleonville, LA 70390
Phone: (985) 369-6003
Fax: (985) 369-9941

INDEPENDENT AUDITOR'S REPORT ON INTERNAL CONTROL OVER FINANCIAL REPORTING AND ON COMPLIANCE AND OTHER MATTERS BASED ON AN AUDIT OF FINANCIAL STATEMENTS PERFORMED IN ACCORDANCE WITH GOVERNMENT AUDITING STANDARDS

June 19, 2023

Board of Trustees
Parochial Employees' Retirement System of Louisiana
Baton Rouge, Louisiana

We have audited, in accordance with the auditing standards generally accepted in the United States of America and the standards applicable to financial audits contained in *Government Auditing Standards* issued by the Comptroller General of the United States, the statements of fiduciary net position and the related statements of changes in fiduciary net position of the Parochial Employees' Retirement System (System), as of and for the year ended December 31, 2022 and the related notes to the financial statements, which collectively comprise the Parochial Employees' Retirement System's basic financial statements, and have issued our report thereon dated June 19, 2023.

Report on Internal Control over Financial Reporting

In planning and performing our audit of the financial statements, we considered the Parochial Employees' Retirement System's internal control over financial reporting (internal control) as a basis for designing audit procedures that are appropriate in the circumstances for the purpose of expressing our opinion on the financial statements, but not for the purpose of expressing an opinion on the effectiveness of the Parochial Employees' Retirement System's internal control. Accordingly, we do not express an opinion on the effectiveness of the Parochial Employees' Retirement System's internal control.

www.dhhmcpa.com

Members
American Institute of
Certified Public Accountants
Society of LA CPAs

A *deficiency in internal control* exists when the design or operation of a control does not allow management or employees, in the normal course of performing their assigned functions, to prevent, or detect and correct, misstatements on a timely basis. A *material weakness* is a deficiency, or a combination of deficiencies, in internal control such that there is a reasonable possibility that a material misstatement of the System's financial statements will not be prevented, or detected and corrected, on a timely basis. A *significant deficiency* is a deficiency, or a combination of deficiencies, in internal control that is less severe than a material weakness, yet important enough to merit attention by those charged with governance.

Our consideration of internal control was for the limited purpose described in the first paragraph of this section and was not designed to identify all deficiencies in internal control that might be material weaknesses or significant deficiencies. Given these limitations, during our audit we did not identify any deficiencies in internal control that we consider to be material weaknesses. However, material weaknesses may exist and not be identified.

Report on Compliance and Other Matters

As part of obtaining reasonable assurance about whether the Parochial Employees' Retirement System's financial statements are free of material misstatement, we performed tests of its compliance with certain provisions of laws, regulations and contracts, noncompliance with which could have a direct and material effect on the financial statements. However, providing an opinion on compliance with those provisions was not an objective of our audit, and accordingly, we do not express such an opinion. The results of our tests disclosed no instances of noncompliance or other matters that are required to be reported under *Government Auditing Standards*.

Purpose of this Report

The purpose of this report is solely to describe the scope of our testing of internal control and compliance and results of that testing, and not to provide an opinion on the effectiveness of the System's internal control, or on compliance. This report is an integral part of an audit performed in accordance with *Government Auditing Standards* in considering the System's internal control and compliance. Accordingly, this communication is not suitable for any other purpose.

This report is intended solely for the information and use of the Board of Trustees, Office of the Legislative Auditor of the State of Louisiana, and management, and is not intended to be and should not be used by anyone other than these specified parties. Under Louisiana Revised Statute 24:513, this report is distributed by the Legislative Auditor as a public document.

Duplantis, Chapman, Hogan and Baker, LLP

New Orleans, LA

PAROCHIAL EMPLOYEES' RETIREMENT SYSTEM OF LOUISIANA
SUMMARY SCHEDULE OF FINDINGS
FOR THE YEAR ENDED DECEMBER 31, 2022

SUMMARY OF AUDITOR'S RESULTS:

1. The opinion issued on the financial statements of the Parochial Employees' Retirement System of Louisiana for the year ended December 31, 2022 was unmodified.

2. Internal Control

Material weakness: None noted

Significant deficiency: None noted

3. Compliance and Other Matters

Noncompliance material to financial statements: none noted

FINDINGS REQUIRED TO BE REPORTED UNDER GENERALLY ACCEPTED
GOVERNMENTAL AUDITING STANDARDS:

None

SUMMARY OF PRIOR YEAR FINDINGS:

None