

2012

COMPREHENSIVE ANNUAL FINANCIAL REPORT



NEW YORK CITY EMPLOYEES' RETIREMENT SYSTEM
A PENSION TRUST FUND OF THE CITY OF NEW YORK
FOR THE FISCAL YEARS ENDED JUNE 30, 2012 AND JUNE 30, 2011

THE NEW YORK CITY EMPLOYEES' RETIREMENT SYSTEM

BROOKLYN, NEW YORK

A PENSION TRUST FUND OF THE CITY OF NEW YORK

COMPREHENSIVE ANNUAL FINANCIAL REPORT

**FOR THE FISCAL YEARS ENDED
JUNE 30, 2012 AND JUNE 30, 2011**

Prepared by: The Finance Division of the
New York City Employees' Retirement System

Michael A. Goldson, Director, Finance

Executive Director: Diane D'Alessandro

Actuary: Robert C. North, Jr., Chief Actuary

Custodian of Funds: John C. Liu,
Comptroller of the City of New York

Headquarters Address: 335 Adams Street, Suite 2300
Brooklyn, N.Y. 11201-3724

This Page Has Been Left Blank Intentionally

**NEW YORK CITY EMPLOYEES' RETIREMENT SYSTEM
COMPREHENSIVE ANNUAL FINANCIAL REPORT
FOR THE FISCAL YEARS ENDED JUNE 30, 2012 AND JUNE 30, 2011**

TABLE OF CONTENTS

	<u>Page</u>
1. INTRODUCTORY SECTION	5
Board of Trustees	7
Administrative Organization	8
Certificate of Achievement for Excellence in Financial Reporting	9
Public Pension Standards Award for Funding and Administration	10
Letter of Transmittal	11
Summary of Plan Provisions	17
Legislation (enacted between 7/1/11 and 6/30/12)	24
2. FINANCIAL SECTION	69
Independent Auditors' Report	71
FINANCIAL STATEMENTS AND SCHEDULES	
Management's Discussion and Analysis (unaudited)	73
Basic Financial Statements	
Statements of Plan Net Assets	79
Statements of Changes in Plan Net Assets	80
Notes to Financial Statements	81
Required Supplementary Information (unaudited)	
Schedule 1 - Schedule of Funding Progress	99
Schedule 2 - Schedule of Employer Contributions	101
Schedule 3 - Actuarial Methods and Assumptions	102
Additional Supplementary Information	
Schedule of Investment Expenses	103
Schedule of Administrative Expenses	104
Schedule of Payments to Consultants	105
3. INVESTMENT SECTION	107
Report on Investment Activity and Policies	109
Investment Summary	113
Asset Allocation and Policy Mix	114
Asset Allocation – Six-Year History	115
List of Largest Equity Holdings	116
List of Largest Bond Holdings	117
Schedule of Investment Results	118
Schedule of Fees Paid to Investment Managers and Consultants	119
Schedule of Brokers' Commissions	126
4. ACTUARIAL SECTION	137
Actuary's Certification Letter	139
Appendix A	
Summary of Actuarial Assumptions and Methods	144
Contributions	166
Funded Status Based on Entry Age Actuarial Cost Method	169
Solvency Test	170
Schedule of Statutory vs. Annual Required Contributions	180
Schedule of Active Member Valuation Data	181
Schedule of Participating Employers	182
Schedule of Number and Salaries of Active Members by Occupational Position	183
Schedule of Active Members by Occupational Position and Age	184
Schedule of Active Members by Occupational Position and Years of Service	185
Schedule of Retirants and Beneficiaries	186

Appendix B – Active Valuation	187
Appendix C – Pensioner Valuation	189
Appendix D – Acknowledgement of Qualification	192
5. STATISTICAL SECTION	195
Statistical Section Overview	197
Schedule of Cash Receipts and Disbursements	198
Table of Revenue by Source	199
Table of Benefit Expenses by Type	200
Table of Changes in Plan Net Assets	201
Table of Benefits Paid	202
Tables of Retirement Benefit Experience – Calendar Year 2011	
Average Annual Benefit Payments, 6 Years	203
Average Annual Retirement Allowance by Age & Years of Service	204
Distribution of Retirement Allowance by Age	205
Distribution of Retirement Allowance by Years of Service	206
Tables of Disability Retirement Experience	207
Table of Retirement Benefits by Type June 2012	208
Table of Retirement Benefits by Type 10-Year History	209
Table of Pensioners and Beneficiaries	210
Table of Active Members	211



INTRODUCTORY SECTION

PART 1

This Page Has Been Left Blank Intentionally

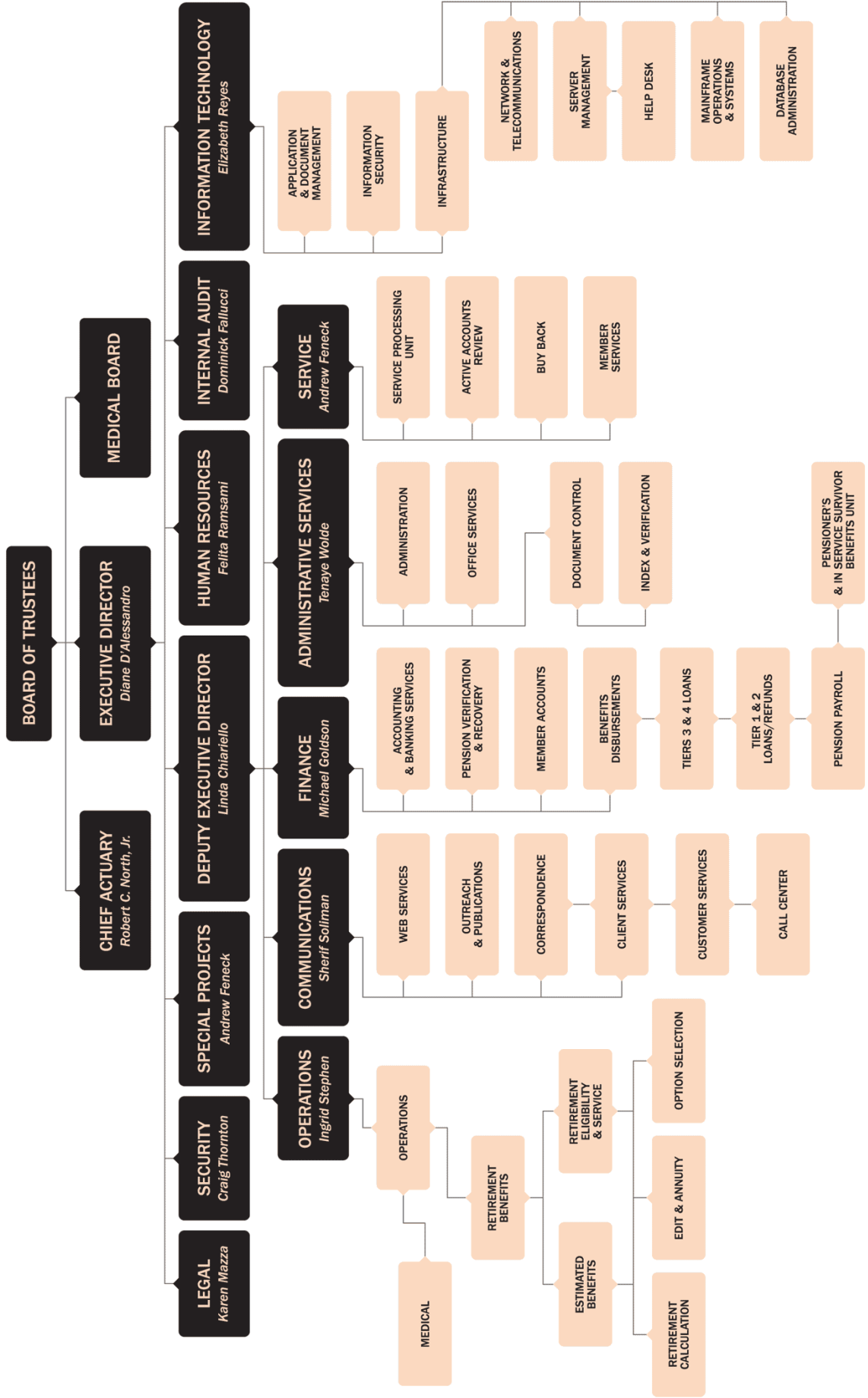
BOARD OF TRUSTEES

<p>Mayor's Representative Chairperson</p>	<p>Honorable Helen Marshall Borough President of Queens</p>
<p>Honorable John C. Liu Comptroller of the City of New York</p>	<p>Honorable James P. Molinaro Borough President of Staten Island</p>
<p>Honorable Bill de Blasio Public Advocate</p>	<p>Ms. Lillian Roberts Executive Director District Council 37, AFSCME</p>
<p>Honorable Scott Stringer Borough President of Manhattan</p>	<p>Mr. John Samuelsen President Transport Workers Union, Local 100</p>
<p>Honorable Marty Markowitz Borough President of Brooklyn</p>	<p>Mr. Gregory Floyd President International Brotherhood of Teamsters, Local 237</p>
<p>Honorable Ruben Diaz, Jr. Borough President of The Bronx</p>	

Diane D'Alessandro
NYCERS' Executive Director

NEW YORK CITY EMPLOYEES' RETIREMENT SYSTEM (NYCERS)

Organization Chart



Certificate of Achievement for Excellence in Financial Reporting

Presented to

New York City Employees'
Retirement System & Group Life
Insurance Plan, New York

For its Comprehensive Annual
Financial Report
for the Fiscal Year Ended
June 30, 2011

A Certificate of Achievement for Excellence in Financial Reporting is presented by the Government Finance Officers Association of the United States and Canada to government units and public employee retirement systems whose comprehensive annual financial reports (CAFRs) achieve the highest standards in government accounting and financial reporting.



Christopher P. Moynell

President

Jeffrey R. Emen

Executive Director



Public Pension Coordinating Council

***Public Pension Standards Award
For Funding and Administration
2012***

Presented to

New York City Employees' Retirement System

In recognition of meeting professional standards for
plan funding and administration as
set forth in the Public Pension Standards.

Presented by the Public Pension Coordinating Council, a confederation of

National Association of State Retirement Administrators (NASRA)
National Conference on Public Employee Retirement Systems (NCPERS)
National Council on Teacher Retirement (NCTR)

A handwritten signature in cursive script that reads "Alan H. Winkle". The signature is written in black ink and is positioned above the printed name and title.

Alan H. Winkle
Program Administrator



December 31, 2012

Board of Trustees
 New York City Employees' Retirement System
 335 Adams Street
 Brooklyn, NY 11201-3724

We are pleased to submit the Comprehensive Annual Financial Report (CAFR) of the New York City Employees' Retirement System (Plan) for the fiscal year ended June 30, 2012. The CAFR consists of five sections:

1. The *Introductory Section* which contains this Letter of Transmittal, the Administrative Organization, the Certificate of Achievement for Excellence in Financial Reporting, the Public Pension Standards Award, the Summary of Plan Provisions, and a summary of legislation enacted during the fiscal year.
2. The *Financial Section* which contains the opinion of the independent certified public accountant, the Management Discussion and Analysis (MD&A), the financial statements of the Plan and other required supplementary financial information and tables. The MD&A provides an overview of the current year's financial activity with an analysis of the effects of any significant changes from the prior year.
3. The *Investment Section* which contains a report on investment policies and activity, investment results, and various investment schedules.
4. The *Actuarial Section* which contains the Plan's actuarial certification letter and various actuarial tables.
5. The *Statistical Section* which contains various statistical tables consisting of significant data pertaining to the Plan.

ACCOUNTING SYSTEM AND REPORTS

This CAFR has been prepared in conformity with generally accepted accounting principles (GAAP) for governmental units, as set forth by the Governmental Accounting Standards Board (GASB), as well as the reporting requirements prescribed by the Government Finance Officers Association of the United States and Canada (GFOA). Preparation of the CAFR is the responsibility of the Plan's management. The accrual basis of accounting is used to record assets and liabilities, and revenue and expenses. Revenues for the system are taken into account when earned without regard to date of collection, and expenses are recorded when the corresponding liabilities are incurred, regardless of when payment is made. Investments are valued at fair value.

Client 340 Jay Street
Services Brooklyn, NY 11201

(347) 643-3000
www.nycers.org

Mailing Address 335 Adams Street, Suite 2300
 Brooklyn, NY 11201-3724

The management of the Plan is responsible for establishing and maintaining a system of internal accounting control. In fulfilling this responsibility, estimates and judgments made by management are required to assess the expected benefits and related costs of control procedures. The objective of a system of internal accounting control is to provide management with reasonable, but not necessarily absolute, assurance that assets are safeguarded against loss from unauthorized use or disposition. It should also ensure that transactions are executed in accordance with management's authorization, and recorded properly to permit the preparation of financial statements in conformity with generally accepted accounting principles.

The internal accounting controls of the system are adequate to meet the above objectives. There have been no irregularities that would have a material effect on the financial statements. The supporting schedules and statistical tables also fairly reflect the status and operations of the system.

AWARDS

The GFOA awarded a Certificate of Achievement for Excellence in Financial Reporting to NYCERS for its CAFR for the fiscal year ended June 30, 2011. In order to be awarded a Certificate of Achievement, a governmental unit must publish an easily readable and efficiently organized CAFR, the contents of which conform to program standards. Such financial reports must satisfy both generally accepted accounting principles and applicable legal requirements. The Plan has received this certificate for the last 26 years.

A Certificate of Achievement is valid for a period of one year only. We believe our CAFR for the fiscal year ended June 30, 2012 continues to conform to the Certificate of Achievement Program requirements, and we are submitting it to the GFOA to determine its eligibility for another certificate.

The Public Pension Coordinating Council (PPCC) awarded a Public Pension Standards Award for Funding and Administration to NYCERS for 2012. This is the third year that NYCERS has applied for and received this prestigious award. In order to be awarded a Public Pension Standards Award, a public pension program must meet professional standards for plan design, administration, and funding, as set forth in the Public Pension Standards. The Public Pension Standards are intended to reflect minimum expectations for public retirement system management and administration, as well as serve as a benchmark by which all defined benefit public plans should be measured. A Public Pension Standards Award is valid for a period of one year.

ADMINISTRATION

NYCERS was established by an act of the Legislature of the State of New York under Chapter 427 of the laws of 1920. Chapter 427 created a retirement system in accordance with sound actuarial principles. The governing statutes are contained in the New York State Retirement and Social Security Law (RSSL), and the New York City Administrative Code. The head of the retirement system is the Board of Trustees. The system became operational on October 1, 1920 with 13,331 original members. As of June 30, 2010, the date of the Plan's most recent actuarial valuation, the Plan's membership included 184,982 members in active pay status, 132,487 retirees and beneficiaries receiving benefits, 8,941 terminated vested members who are not yet receiving benefits, and 19,332 members who are no longer on payroll, but not otherwise classified.

MEMBERSHIP

Membership in NYCERS is available to all New York City employees who are not eligible to participate in the New York City Teachers' Retirement System, the New York City Police Pension Fund, the New York City Fire Department Pension Fund, or the New York City Board of Education Retirement System.

All persons holding permanent civil service positions in the competitive or labor class are required to become members of the system six months after their date of appointment, but may voluntarily elect to join the system prior to their mandated membership date. All other eligible employees have the option of joining the system upon appointment or at anytime thereafter.

All members who joined NYCERS prior to July 1, 1973 are Tier 1 members.

All members who joined NYCERS on or after July 1, 1973, but prior to July 27, 1976, and Investigator Members employed in any New York City District Attorney Office who joined NYCERS after July 1, 1973, but prior to April 1, 2012, are Tier 2 members subject to Article 11 of the RSSL.

All members of the uniformed force of the NYC Department of Correction who joined NYCERS on or after July 27, 1976, but prior to April 1, 2012, are Tier 3 members subject to Article 14 of the RSSL.

All members (except members of the uniformed force of the Department of Correction and Investigator Members employed in a New York City District Attorney Office) who joined NYCERS on or after July 27, 1976, but prior to April 1, 2012, are Tier 4 members subject to Article 15 of the RSSL. Tier 4 members who joined NYCERS on or after July 27, 1976, but prior to September 1, 1983, retain all rights, benefits and privileges provided under Article 14 of the RSSL (Tier 3).

All members who joined, or join, NYCERS on or after April 1, 2012 are Tier 6 members. Tier 6 members of the uniformed force of the Department of Correction, members of the uniformed force of the Department of Sanitation and Investigator Members employed in a New York City District Attorney Office are subject to Article 14 of the RSSL. All other Tier 6 members are subject to Article 15 of the RSSL.

EMPLOYERS

The Plan is a cost-sharing, multiple-employer public employee retirement system. In addition to the various departments of the City of New York, members of NYCERS are also employed by the New York City Transit Authority, the Triborough Bridge and Tunnel Authority, the New York City Housing Authority, the New York City Health and Hospitals Corporation, the New York City Housing Development Corporation, the City University of New York, the New York City School Construction Authority, the New York City Municipal Water Finance Authority, and certain employees in departments of the State of New York which had formerly been New York City departments. A table listing these employers and the number of their respective participating employees may be found on page 182.

CONTRIBUTIONS

The benefits of the system are financed by employer contributions, employee contributions, and from earnings on the invested funds of the system.

As of July 1, 1970, Tier 1 and Tier 2 Transit operating-force employees enrolled in the Transit 20-Year Plan are non-contributory. For all other Tier 1 and Tier 2 members, contributions are dependent upon the member's age and the retirement plan elected. For Tier 3 and Tier 4 members, Basic Member Contributions (BMCs) are 3% of gross wages and cease upon the attainment of 10 years of Credited Service or the tenth anniversary of membership, whichever occurs first. Certain Tier 2, Tier 3 and Tier 4 members who are participants in special retirement plans are required to make Additional Member Contributions (AMCs) in addition to their BMCs.

Tier 6 members are generally mandated to contribute BMCs until they separate from City service or until they retire. The BMC rate for most Tier 6 members is dependent on annual wages earned during a plan year; the rate ranges from 3% for salaries less than \$45,000, to 6% for salaries greater than \$100,000. The rate for Tier 6 members of the uniformed force of the Department of Correction, members of the uniformed force of the Department of Sanitation, and Investigator Members employed in a New York City District Attorney Office is 3% of gross wages. Tier 6 Special Plan members, such as those in the Special Peace Officer 25-Year Plan, must also contribute AMCs in accordance with the rates and durations specified for their particular special plan.

Employer contributions are determined annually by the Chief Actuary of the system.

REVENUES

The funds needed to finance retirement benefits are accumulated through the collection of employer contributions, employee contributions, and through income on investments. Contributions and investment income for fiscal year 2012 equaled \$4,004,310,000. When compared to \$10,657,119,000 in contributions and investment income realized in fiscal year 2011, fiscal year 2012 revenues decreased by \$6,652,809,000. As discussed further in the Management Discussion and Analysis in the Financial Section, and in Investment Policy documents in the Investment Section, the substantial decrease in revenue is the result of the rate of return on investments. The Table of Revenue by Source on page 199 presents figures for the last 10 years.

EXPENSES

The primary expense of a retirement system relates to the purpose for which it was created, namely, to pay benefits to eligible retirees and beneficiaries. Consequently, recurring monthly retirement benefit payments, death benefit payments, and refunds of contributions to terminated members comprise the major expenses of the Plan. The Table of Benefit Expenses by Type on page 200 and the Table of Changes in Plan Net Assets on page 201 present the details of the different expenses over the last 10 years.

FUNDING

The bottom line for a retirement system is the level of funding. The better the level of funding, the larger the ratio of assets accumulated, giving participants a higher degree of assurance that their

pension benefits are secure. The advantage of a well-funded plan is that participants can rely on the assets that are irrevocably committed to the payment of benefits. The goal is to fund members' future retirement benefits during their working careers. As of June 30, 2010, the Plan's most recent actuarial valuation date, the Plan's funded ratio, which is used to calculate employer contributions, is 64.2%. This ratio was determined by the Actuary using the Entry Age Actuarial Cost Method. Please refer to the Actuarial Section for details concerning the actuarial methods and assumptions used in determining the required funding.

INVESTMENTS

The investment portfolio must be regarded as a major contributor to the system. The Administrative Code of the City of New York authorizes the investment of Plan assets subject to the terms, conditions, limitations and restrictions imposed by law for investments by savings banks. The New York State Retirement and Social Security Law (RSSL) establishes the criteria for permissible investments.

The Plan's Board of Trustees adopts investment policies. The Board creates the overall investment policy under which the Plan's funds are invested and, in defining the investment objectives, develops a framework under which specific objectives are established with regard to allocating the assets of the Plan among various investment types. The current policy target mix consists of 32.6% in Domestic Equities, 16.9% in an International Equity fund, 33.5% in Domestic Fixed Income, and 17.0% in Alternative Investments.

During fiscal year 2012, the Plan experienced a relatively small depreciation of \$482 million in the value of its investment portfolio. For the one-year period that ended June 30, 2012, the Plan's rate of return, which besides appreciation and depreciation also takes into account interest and dividend earnings, was 1.32%. Further details concerning the criteria for the Plan's investments, policies, investment performance and other investment tables may be found in the Investment Section. Although this CAFR does not list the thousands of investments which the Plan holds, such information is available upon request. The tables on pages 116 and 117 list the Plan's major domestic equity and long-term bond holdings.

ECONOMIC CONDITIONS

The City's economy only grew by 1% during fiscal year 2012 after having grown by 3.7% during fiscal year 2011. This trailed the 2% growth in the national economy. During fiscal year 2011 the economy benefited from the fiscal and monetary actions taken by the President, the Congress, and the Federal Reserve. Those actions, however, do not seem to have created much long-term momentum. Both consumers and most businesses have necessarily restrained spending. And, despite the Federal Reserve helping to recapitalize banks, the banks generally did not respond by loosening credit requirements.

While there have not been widespread layoffs during fiscal year 2012, the City's unemployment rate rose to 9.4% in fiscal year 2012 from 9% in fiscal year 2011. As has been the case since the start of the 2008 recession, among those people who are employed, many are either in temporary positions, in lower-paid positions than their previous employment, or in positions lower than their skill level. So, even if they are counted in the statistics as being officially employed, their consumer buying power has been seriously impaired.

The favorable investment asset appreciation of fiscal years 2010 and 2011 nearly restored the investment asset value to that of June 2007, before the financial crisis broadened. However, in fiscal year 2012, the Plan's investment assets depreciated by about 1%. Increased employer contributions were sufficient to offset the 3% increase in benefit payments in fiscal year 2012.

PROFESSIONAL SERVICES

The opinion of the independent certified public accounting firm on the Plan's financial statements is included in this CAFR. The Comptroller of the City of New York is the Custodian of the Plan's assets and provides investment services through independent advisors and consultants who are listed in the Investment Section's Schedule of Fees paid to Investment Managers and Consultants. Other consultant services are shown in the Financial Section's Schedule of Payments to Consultants. Actuarial services are provided to the Plan by the Chief Actuary employed by the Board of Trustees. The City's Corporation Counsel provides legal services to the Plan.

ACKNOWLEDGMENTS

The compilation of this CAFR reflects the combined effort of NYCERS' staff, under the leadership of the Board of Trustees. It is intended to provide complete and reliable information as a basis for making management decisions, as a means of determining compliance with legal provisions, and as a means for determining responsible stewardship for the assets contributed by the members and their employers.

On behalf of the Board of Trustees, we would like to take this opportunity to express our gratitude to the staff, the advisors, and to the many people who have worked diligently to ensure the continued successful operation of the system.

Respectfully submitted,



Diane D'Alessandro
Executive Director



Michael A. Goldson
Director, Finance

SUMMARY OF PLAN PROVISIONS

		Page
	GLOSSARY OF TERMS	19
TIER 1:	CAREER PENSION PLAN (PLAN A)	26
	FIFTY-FIVE YEAR INCREASED SERVICE FRACTION PLAN (PLAN B)	26
	TRANSIT 20-YEAR RETIREMENT PLAN (T-20)	27
	TRANSIT 20-YEAR NON-CONTRIBUTORY RETIREMENT PLAN (20N/C)	27
	SANITATION 20-YEAR RETIREMENT PLAN (S-20)	27
	SANITATION 25-YEAR PLAN (S-25)	28
	AGE 55 ONE-PERCENT RETIREMENT PLAN (1/100)	28
	DISPATCHERS 25-YEAR RETIREMENT PLAN (D-25)	29
	EMERGENCY MEDICAL TECHNICIAN (EMT) 25-YEAR RETIREMENT PLAN (E-25)	29
	SPECIAL OFFICER 25-YEAR RETIREMENT PLAN (SPO)	30
	20-YEAR PLAN FOR CORRECTION OFFICERS (P-20)	30
	TIER 1 RETIREMENT OPTIONS	31
TIER 2:	MODIFIED CAREER PENSION PLAN (PLAN C)	33
	MODIFIED INCREASED SERVICE FRACTION PLAN (PLAN D)	33
	AGE 55 IMPROVED BENEFIT RETIREMENT PROGRAM (CPP-I)	34
	AGE 55 IMPROVED INCREASED SERVICE FRACTION PLAN (ISF-I)	34
	MODIFIED 20-YEAR PLAN FOR CORRECTION OFFICERS (P-20)	35
	MODIFIED ONE PERCENT RETIREMENT PLAN (1/100) TRANSIT ONLY	35
	MODIFIED TRANSIT 20-YEAR RETIREMENT PLAN (T-20)	36
	20-YEAR PLAN FOR CORRECTION MEMBERS BELOW THE RANK OF CAPTAIN (CI-20)	36
	20-YEAR PLAN FOR CORRECTION MEMBERS ABOVE THE RANK OF CAPTAIN (CP-20)	37
	MODIFIED SANITATION 20-YEAR RETIREMENT PLAN (S-20)	37
	20-YEAR RETIREMENT PLAN FOR UNIFORMED SANITATION MEMBERS (SI-20)	38
	20-YEAR, AGE-50 RETIREMENT PLAN FOR TBTA OFFICERS, SERGEANTS & LIEUTENANTS (2050I)	38
	25-YEAR RETIREMENT PLAN FOR DISTRICT ATTORNEY INVESTIGATORS (25IDA)	39
	20-YEAR RETIREMENT PLAN FOR DISTRICT ATTORNEY INVESTIGATORS (20IDA)	39
	25-YEAR RETIREMENT PLAN FOR DISPATCHERS (DIS-I)	40
	25-YEAR RETIREMENT PLAN FOR EMERGENCY MEDICAL TECHNICIANS (EMT-I)	40
	25-YEAR RETIREMENT PLAN FOR NYC DEPUTY SHERIFFS (DSH-I)	41
	25-YEAR/AGE-50 RETIREMENT PLAN FOR AUTOMOTIVE WORKERS (AUT-I)	41
	25-YEAR RETIREMENT PLAN FOR SPECIAL OFFICERS (SPO-I)	42
	25-YEAR RETIREMENT PLAN FOR POLICE COMMUNICATION OPERATORS (911)	42
	TIER 2 RETIREMENT OPTIONS	43

TIER 3:	RETIREMENT PLAN FOR GENERAL MEMBERS	46
	UNIFORMED CORRECTION FORCE 25-YEAR PLAN	46
	UNIFORMED CORRECTION OFFICER 20-YEAR RETIREMENT PLAN (CO-20)	47
	CORRECTION CAPTAIN 20-YEAR RETIREMENT PLAN (CC-20)	47
	UNIFORMED CORRECTION FORCE 20-YEAR RETIREMENT PLAN (CF-20)	48
	TIER 3 RETIREMENT OPTIONS	49

TIER 4:	BASIC 62/5 PLAN	51
	55/25 PLAN – CHAPTER 96 OF THE LAWS OF 1995	51
	57/5 PLAN – CHAPTER 96 OF THE LAWS OF 1995	52
	SANITATION 30-YEAR RETIREMENT PLAN (SA-30)	52
	UNIFORMED SANITATION 20-YEAR RETIREMENT PLAN (SA-20)	53
	TRANSIT 25-YEAR / AGE-55 RETIREMENT PLAN (T2555)	53
	TRIBOROUGH BRIDGE AND TUNNEL AUTHORITY 20-YEAR / AGE-50 RETIREMENT PLAN (TBTA-20/50)	54
	DISPATCHER 25-YEAR RETIREMENT PLAN (DIS-25)	54
	EMERGENCY MEDICAL TECHNICIAN 25-YEAR RETIREMENT PLAN (EMT-25)	55
	NYC DEPUTY SHERIFFS 25-YEAR RETIREMENT PLAN (DSH-25)	55
	AUTOMOTIVE SERVICE WORKERS 25-YEAR / AGE-50 RETIREMENT PLAN (AUT-25)	56
	SPECIAL OFFICER 25-YEAR RETIREMENT PLAN (SPO-25)	56
	POLICE COMMUNICATIONS (911) TECHNICIANS 25-YEAR RETIREMENT PLAN (PCT-25)	57
	TIER 4 RETIREMENT OPTIONS	58

TIER 6:	BASIC 63/10 PLAN	60
	TRANSIT 25-YEAR/AGE 55 RETIREMENT PLAN (6TR-25)	60
	TRIBOROUGH BRIDGE AND TUNNEL AUTHORITY 20-YEAR/AGE 50 RETIREMENT PLAN (6TB-20)	61
	DISPATCHER 25-YEAR RETIREMENT PLAN (6DI-25)	61
	EMERGENCY MEDICAL TECHNICIAN 25-YEAR RETIREMENT PLAN (6EM-25)	62
	NYC DEPUTY SHERIFF 25-YEAR RETIREMENT PLAN (6DS-25)	62
	AUTOMOTIVE MEMBER 25-YEAR/AGE 50 RETIREMENT PLAN (6AU-25)	63
	SPECIAL PEACE OFFICER 25-YEAR RETIREMENT PLAN (6SO-25)	63
	POLICE COMMUNICATIONS TECHNICIAN 25-YEAR RETIREMENT PLAN (6PC-25)	64
	UNIFORMED SANITATION FORCE 22-YEAR RETIREMENT PLAN (SA-22)	64
	UNIFORMED CORRECTION FORCE 22-YEAR RETIREMENT PLAN (CF-22)	65
	DA INVESTIGATORS 22-YEAR RETIREMENT PLAN (DA-22)	65
	TIER 6 RETIREMENT OPTIONS	66

SUMMARY OF PLAN PROVISIONS GLOSSARY OF TERMS

Accumulated Deductions

The total of all contributions made by members, **plus** compounded interest earned on such contributions (8.25% for Tiers 1 and 2; 5% for Tiers 3, 4 and 6).

Active Service

Service rendered while a member is on the payroll and being paid by the City of New York or a Participating Employer.

Additional Member Contributions (AMCs)

Contributions made by participants in a special plan in addition to Basic Member Contributions. AMC rates vary according to special plan provisions. AMCs are held in the Retirement Reserve Fund for each special plan.

Allowable Correction Service

Service rendered in the uniformed force of the New York City (NYC) Department of Correction or any of the following uniformed forces:

- NYC Housing Police
- NYC Transit Police
- NYC Department of Sanitation
- NYC Police Department
- NYC Fire Department

Service in one of the above-mentioned uniformed forces must have been rendered immediately prior to becoming a member of the uniformed force of the NYC Department of Correction to count as Allowable Correction Service.

Allowable Sanitation Service

Service rendered in the uniformed force of the New York City (NYC) Department of Sanitation or any of the following uniformed forces:

- NYC Housing Police
- NYC Transit Police
- NYC Department of Correction
- NYC Police Department
- NYC Fire Department

Service in one of the above-mentioned uniformed forces must have been rendered immediately prior to becoming a member of the uniformed force of the NYC Department of Sanitation to count as Allowable Sanitation Service.

Allowable Service as a Dispatcher Member

Service rendered while employed by the City of New York as a Fire Alarm Dispatcher, Supervising Fire Alarm Dispatcher, levels 1 and 2, Director of Dispatch Operations or Deputy Director of Dispatch Operations, **and** all service rendered in the following NYC Civil Service titles, or in a title whose duties require the supervision of employees serving in such titles:

Chief Fire Alarm Dispatcher	Administrative Fire Alarm Dispatcher	Bus Operator (Transit)
Train Dispatcher (Transit)	Firefighter	Police Officer
Correction Officer	Fire Marshal	Probation Officer
Police Communications Technician	Supervising Police Communications Technician	Principal Police Communications Technician
Police Administrative Aide	Senior Police Administrative Aide	Emergency Medical Technician
Advanced Emergency Medical Technician	Emergency Medical Service Specialist, Levels 1 and 2	Fire Prevention Inspector
Fire Protection Inspector	Senior Fire Prevention Inspector	Principal Fire Prevention Inspector
Associate Fire Protection Inspector	County Detective	Detective (NYPD)
Detective Investigator	Senior Detective Investigator	Deputy Sheriff
Senior Deputy Sheriff	Inspector of Fire Alarm Boxes	Radio Operator
Radio Repair Technician	Supervisor of Radio Repair Operations	Taxi and Limousine Inspector
Senior Taxi and Limousine Inspector	MTA Bridge and Tunnel Officer	

Allowable Service as an EMT Member

Service rendered while employed by the City of New York or the NYC Health & Hospitals Corporation in a title whose duties are those of an Emergency Medical Technician or Advanced Emergency Medical Technician, or in a title whose duties require the supervision of employees serving in such titles. Service rendered in the title of Motor Vehicle Operator with the City of New York or NYC Health & Hospitals Corporation is also considered Allowable Service as an EMT Member.

Allowable Service as a Special Officer

Service rendered in the following titles whose duties are those of a peace officer under the NYS Criminal Procedure Law:

- Special Officer (employed by a City agency, the NYC Health and Hospitals Corporation, or the NYC Housing Authority)
- Urban Park Ranger (employed by the NYC Parks Department)
- Parking Control Specialist (employed by the NYC Department of Transportation)
- School Safety Agent (employed by the NYPD/NYC Department of Education)
- Campus Peace Officer (employed by the City University of New York)
- Taxi and Limousine Inspector (employed by the NYC Taxi and Limousine Commission)

Allowable Service in the Transit Authority

Membership Service (not purchased service) while employed by the New York City Transit Authority in a Career and Salary title or Transit Operating Force title.

Annuity

Payments made for the life of a Tier 1 or Tier 2 retiree derived from his or her Accumulated Deductions. These payments are typically based on the contributions the employee made to NYCERS throughout his or her membership.

Average Compensation (applies only to certain Tier 1 and 2 plans)

The average of compensation earned from the completion of 20 years to the date of retirement.

Career Pension Plan Position

Any position in City service other than a Transit Operating Force position, a position in the uniformed force of the NYC Department of Sanitation, or the uniformed force of the NYC Department of Correction.

Career Pension Plan Qualifying Service

In general, Membership Service rendered in a Career Pension Plan Position or Membership Service rendered prior to July 1, 1968, Transferred Service from another New York City or New York State public employee retirement system, up to six months of *Purchased Service*, provided such service was continuous and immediately preceded membership prior to January 1, 1968, or Pension Enhancement Service.

Credited Service

The total amount of service used for members' pension calculations, except for participants of special plans that exclusively have an Allowable Service requirement. The following types of service are included in the total:

- Service rendered while a member of NYCERS, and
- Service rendered while a member of another retirement system within New York City or New York State and transferred to NYCERS, and
- Service purchased under applicable laws and rules for buy-back
- Membership Reinstatement Service
- Military Service
- Union Leave Service

Designated Beneficiary

The person(s) nominated by a member or retiree to receive an Ordinary Death Benefit or Post-Retirement Death Benefit, respectively, upon his or her death. A Designated Beneficiary can be a Primary Beneficiary or a Contingent Beneficiary (entitled to receive benefits only if there are no surviving Primary Beneficiaries).

Eligible Beneficiary

A person who is eligible to be paid an Accidental Death Benefit, in the following order of priority:

- a surviving spouse who has not remarried (A surviving spouse of a Tier 1 or Tier 2 uniformed worker of the NYC Department of Sanitation may subsequently remarry and still retain the Accidental Death Benefit.)
- dependent child - up to age 18 for Tiers 1 and 2 members
- dependent child - up to age 25 for Tiers 3, 4 and 6 members
- dependent parents, or for Tiers 3, 4 and 6 members only, any person up to age 21 who qualified as a dependent on the member's final Federal income tax return.
- Anyone you name as your beneficiary for your Ordinary Death Benefit (not applicable to Tier 6 22-Year Plan members)

An Eligible Beneficiary must apply for an Accidental Death Benefit and NYCERS' Medical Board and Board of Trustees must approve the application.

In the event that a class of Eligible Beneficiaries consists of more than one person (for example, two or more children under the age of 25), benefits will be divided equally among such persons.

Excess Contributions

Contributions a Tier 1 or Tier 2 member makes, and all interest earned on such contributions, after the member has satisfied the requirements for his or her plan.

Excess Increased-Take-Home-Pay

Contributions made by the employer of a Tier 1 or Tier 2 member after the member has satisfied the requirements for his or her plan.

Final Average Salary (FAS)

For Tiers 2, 3 and 4:

The greater of the average annual wages earned during any three consecutive calendar years or the final 36 months immediately preceding a member's retirement date.

But, if the salary earned during any year included in the calculation of the member's FAS exceeds the specific limits for Tier 2, Tier 3 or Tier 4 members, the amount in excess of such limits is excluded from the computation.

For Tier 6:

The greater of the average annual wages earned during any five consecutive calendar years or the final 60 months immediately preceding a member's retirement date.

But, if the salary earned during any year included in the calculation of the member's FAS exceeds the specific limits for Tier 6 members, the amount in excess of such limits is excluded from the computation.

Final Compensation

The average compensation earned during the five-year period immediately preceding a member's retirement date or any consecutive five calendar years prior to the member's retirement date that would provide him or her with the greatest average compensation.

Final Salary (Tier 1 Members and Tier 2 DA Investigators in the 20-Year Plan)

For members of the uniformed forces of the departments of Sanitation and Correction who joined the retirement system prior to July 1, 1973:

- the annual rate of salary earnable on the day before the date of retirement.

For all others:

- Earned or earnable salary in the year before retirement or the average of annual compensation earned during any three calendar years

Tier 1 members with a membership date after June 17, 1971 and Tier 2 DA Investigators in the 20-Year Plan are subject to certain limits if their Final Salary exceeds that of the prior year by more than 20%.

Increased-Take-Home-Pay (ITHP)

Contributions for Tier 1 and Tier 2 members that are contributed by their employer equal to 2% of the members' gross salaries; 2.5% for Correction Officers.

Pension Reserve

The total amount computed to pay retirement benefits over a retiree's lifetime, including ITHP but excluding Accumulated Deductions.

Physically-Taxing Position

A position in City service included on the Official List of Physically-Taxing Positions promulgated and maintained by the NYC Office of Labor Relations.

Post-Retirement Death Benefit (Death Benefit Plan 2 only)

A lump-sum death benefit payable to the person(s) designated by certain Tier 2, 3, 4 and 6 members. The amount of the benefit is dependent upon the date of the member's death after retirement. This benefit is in addition to any benefit payable under a retirement option.

Primary Social Security Benefit

The benefit payable by the Social Security Administration which is determined by a formula based upon wages earned from a public employer from which Social Security deductions were taken.

Reserve for Increased-Take-Home-Pay (ITHP)

For some Tier 1 and Tier 2 members, an amount which at the time of death or retirement is equal to the accumulation of the contributions for *ITHP*, **plus** interest earned thereon.

Total Reserve

The total amount computed to pay retirement benefits over a retiree's lifetime, including ITHP and Accumulated Deductions.

LEGISLATION ENACTED DURING FISCAL YEAR 2012
(July 01, 2011 - June 30, 2012)

Laws of 2011
(enacted between July 01, 2011 and December 31, 2011)

Chapter 161 of the Laws of 2011

Chapter 161 increased the salary used in the computation of the special accidental death benefit under section 208-f of the NYS General Municipal Law by 3%. Beneficiaries of the following NYCERS members are covered: the Uniformed Correction Force, Housing and Transit Police, Emergency Medical Technicians and Triborough Bridge and Tunnel Authority (TBTA) members. The benefit is payable to the widow, widower, or the children of the deceased (under 18 years of age or under 23 if the child is a student) if the widow or widower is deceased.

Chapter 161 was signed by the Governor on July 20, 2011 and was deemed to have been in full force and effect on July 1, 2011.

Chapter 180 of the Laws of 2011

Chapter 180 extended the 8% actuarial interest rate for one year to June 30, 2012 (expired on June 30, 2011). The law also extended the "special" and "additional" interest rates used to credit the contributions and Increased-Take-Home-Pay (ITHP) Reserves for Tier 1 and 2 members for one year to June 30, 2012 (expired June 30, 2011). These interest rates equal 1.25% and, when added to the regular 7% interest rate, bring the total interest rate used to credit Tier 1 and 2 member accounts to 8.25%.

Chapter 180 was signed by the Governor on July 20, 2011 and was deemed to have been in full force and effect on July 1, 2011.

Chapter 554 of the Laws of 2011

Chapter 554 increased the percentage of assets which may be invested by public employee retirement systems in real estate from 5% to 10%.

Chapter 554 was signed by the Governor on September 23, 2011 and took effect immediately.

Chapter 582 of the Laws of 2011

Chapter 582 amended various sections of law governing death benefits for members who die while serving on active military duty. Specifically, the law provided that death benefits are payable when a member dies while rendering "service in the uniformed services," a more expansive definition of military service (contained in the Uniformed Services Employment and Reemployment Rights Act [USERRA]) than the type of service currently required under city/state pension statutes. The Federal Heroes Earnings Assistance and Relief Tax Act of 2008 ("HEART Act") required public pension plans to make these changes or jeopardize their tax-qualified status.

Chapter 582 was signed by the Governor on September 23, 2011 and took effect immediately.

Laws of 2012
(enacted between January 01, 2012 and June 30, 2012)

Chapter 18 of the Laws of 2012

Chapter 18 amended the retirement benefits of public employees who establish membership in a public employee retirement system on or after April 1, 2012.

The law made changes to several areas including, but not limited to, contribution rates, buy-back costs, and minimum vesting requirements.

In general, contribution rates are calculated on a sliding scale from 3% to 6%, and Tier 6 members must contribute until retirement or separation from City service. The cost for some Tier 6 members to purchase previous service is increased from 3% to 6% of the wages earned during the period being purchased. Ten years of Credited Service (or Allowable Service) are required in order to vest, and the Tier 6 law defines age 63 as the age by which all Tier 6 Basic Plan and Special Plan members are eligible to collect a Vested Retirement Benefit.

Chapter 18 was signed by the Governor on March 16, 2012 and took effect April 1, 2012.

CAREER PENSION PLAN (PLAN A)

SERVICE RETIREMENT

- ♦ Participants may retire: at age 55 with 25 or more years of Career Pension Plan (CPP) Qualifying Service; at age 50 with 25 or more years of physically-taxing service; with 20 or more years of CPP service, but benefits payable when member would have completed 25 years of service or reached age 55 (age 50 for physically-taxing)
- ♦ The Service Retirement Benefit is:
 - ♦ For the first 25 years of CPP Qualifying Service: 2.20% of Final Salary; less Required Amount; plus Accumulated Deductions; plus
 - ♦ For all years other than the first 25 years of CPP Qualifying Service: 1.20% of Final Salary (years prior to 07/01/68); plus 1.70% of Final Salary (years after 06/30/68); plus
 - ♦ A Pension for excess Increased-Take-Home-Pay (ITHP) and an Annuity for Excess Contributions

VESTED RETIREMENT

- ♦ No provision for vesting. CPP members must withdraw from Plan A and switch to Plan B (See Plan B)

DISABILITY RETIREMENT

- ♦ Ordinary - must have ten or more years of Credited Service; Accidental – no minimum service, but disability resulted from an on-the-job accident
- ♦ Disability Retirement Benefit:
 - ♦ Ordinary: 1.53% x Final Salary for each year after June 30, 1968; 1.20% x Final Salary for each year before July 1, 1968; plus ITHP; plus Accumulated Deductions; if eligible for service retirement, benefit = Service Retirement Benefit
 - ♦ Accidental: 75% of Final Compensation; plus ITHP; plus Accumulated Deductions; less 100% of Workers' Compensation payments for same injury
- ♦ Members may file for disability benefits in connection with the World Trade Center tragedy on 9/11/01 provided certain criteria is met

DEATH BENEFITS

- ♦ An Ordinary Death Benefit (need not have been on-the-job) payable to a Designated Beneficiary(ies) (member's designation)
- ♦ An Accidental Death Benefit (resulted from an accident on-the-job or while in military service) payable to an Eligible Beneficiary(ies) (defined in law)
- ♦ A Presumptive Death Benefit (Death Gamble): If eligible for Service Retirement at time of death, payable to a Designated Beneficiary(ies)
- ♦ Ordinary: lump sum of ITHP; plus lump sum of Accumulated Deductions; plus if less than 10 years of service - six months of Earnable Salary; 10 or more years - 12 months of Earnable Salary; 20 or more years - 24 months of Earnable Salary
- ♦ Accidental: A Pension equal to 50% of Final Compensation; plus a lump sum of Accumulated Deductions; plus a lump sum of ITHP; less 100% of Workers' Compensation payments for same injury
- ♦ Death Gamble: The greater of the Ordinary Death Benefit or Total Reserve
- ♦ Eligible Beneficiaries may file for accidental death benefits if member's death deemed in connection with the World Trade Center tragedy on 9/11/01 provided certain criteria is met

FIFTY-FIVE YEAR INCREASED SERVICE FRACTION PLAN (PLAN B)

SERVICE RETIREMENT

- ♦ Participants may retire at age 55 with benefits payable immediately
- ♦ The Service Retirement Benefit is:
 - ♦ For each year of Credited Service prior to July 1, 1968: 1.20% of Final Salary; plus
 - ♦ For each year of Credited Service after June 30, 1968: 1.53% of Final Salary; plus
 - ♦ a Pension for Increased-Take-Home-Pay (ITHP); plus
 - ♦ Annuity of Accumulated Deductions

VESTED RETIREMENT

- ♦ Eligible with at least five years of service; benefit payable at age 55
- ♦ Vested Retirement Benefit is calculated the same as the Service Retirement Benefit

DISABILITY RETIREMENT

- ♦ Ordinary - must have ten or more years of Credited Service; Accidental – no minimum service, but disability resulted from an on-the-job accident
- ♦ Disability Retirement Benefit:
 - ♦ Ordinary: 1.53% x Final Salary for each year after June 30, 1968; 1.20% x Final Salary for each year before July 1, 1968; plus ITHP; plus Accumulated Deductions; if eligible for service retirement, benefit = Service Retirement Benefit
 - ♦ Accidental: 75% of Final Compensation; plus ITHP; plus Accumulated Deductions; less 100% of Workers' Compensation payments for same injury
- ♦ Members may file for disability benefits in connection with the World Trade Center tragedy on 9/11/01 provided certain criteria is met

DEATH BENEFITS

- ♦ An Ordinary Death Benefit (need not have been on-the-job) payable to a Designated Beneficiary(ies) (member's designation)
- ♦ An Accidental Death Benefit (resulted from an accident on-the-job or while in military service) payable to an Eligible Beneficiary(ies) (defined in law)
- ♦ A Presumptive Death Benefit (Death Gamble): If eligible for Service Retirement at time of death, payable to a Designated Beneficiary(ies)
- ♦ Ordinary: lump sum of ITHP; plus lump sum of Accumulated Deductions; plus if less than 10 years of service - six months of Earnable Salary; 10 or more years - 12 months of Earnable Salary
- ♦ Accidental: A Pension equal to 50% of Final Compensation; plus a lump sum of Accumulated Deductions; plus a lump sum of ITHP; less 100% of Workers' Compensation payments for same injury
- ♦ Death Gamble: The greater of the Ordinary Death Benefit or Total Reserve
- ♦ Death Benefit for Vested Members: Need at least 10 years of Credited Service; 50% of death benefit in force at time of separation from service
- ♦ Eligible Beneficiaries may file for accidental death benefits if member's death deemed in connection with the World Trade Center tragedy on 9/11/01 provided certain criteria is met

TRANSIT 20-YEAR RETIREMENT PLAN (T-20) TRANSIT 20-YEAR NON-CONTRIBUTORY RETIREMENT PLAN (20N/C)

SERVICE RETIREMENT

- ◆ Participants may retire at age 50 with 20 or more years of Transit Operating Service (TOS)
- ◆ The Service Retirement Benefit is:
 - ◆ First 20 years of TOS: 50% of Final Salary, plus
 - ◆ Each year of TOS above 20: $1.5\% \times \text{Final Compensation} \times \text{TOS rendered on or after 07/01/68}$, plus
 - ◆ Each year of other service: $1\% \times \text{Final Compensation} \times \text{years of other service}$, plus
 - ◆ Pension for Increased-Take-Home-Pay (ITHP), plus
 - ◆ Pension for members prior to 07/01/70 who elected to make voluntary contributions.
 - ◆ If 55 with less than 20 years of TOS, may switch to the Age 55 1/100 Plan and retire with immediate payability

VESTED RETIREMENT

- ◆ No provision for vesting

DISABILITY RETIREMENT

- ◆ Ordinary: Must have ten or more years of Credited Service
- ◆ Accidental: No minimum service but disability resulted from an on-the-job accident
 - ◆ Ordinary: Less than age 50: $2.5\% \times \text{Final Compensation} \times \text{TOS up to 20}$; plus $1.5\% \times \text{Final Compensation} \times \text{TOS above 20 rendered on or after 07/01/68}$; plus $1\% \times \text{Final Compensation} \times \text{all other service}$. If 20 or more years of TOS and age 50, benefit equals Service Retirement Benefit
 - ◆ Accidental: Pension of 75% of Final Compensation; plus a pension based on the ITHP; plus an annuity based on any Accumulated Deductions; less 100% of Workers' Compensation payments for same injury
- ◆ Members may file for benefits in connection with the World Trade Center tragedy on 9/11/01 provided certain criteria is met

DEATH BENEFITS

- ◆ An Ordinary Death Benefit (need not have been on-the-job) payable to a Designated Beneficiary(ies) (member's designation)
- ◆ An Accidental Death Benefit (resulted from an accident on-the-job or while in military service) payable to an Eligible Beneficiary(ies) (defined in law)
- ◆ A Presumptive Death Benefit (Death Gamble): If eligible for Service Retirement at time of death, payable to a Designated Beneficiary(ies)
- ◆ Ordinary: lump sum of ITHP; plus lump sum of Accumulated Deductions; plus if less than 10 years of service: six months of Earnable Salary; 10 or more years: 12 months of Earnable Salary
- ◆ Accidental: Pension equal to 50% of Final Compensation; plus a lump sum of Accumulated Deductions; plus a lump sum of ITHP; less 100% of Workers' Compensation payments for same injury
- ◆ Death Gamble: The greater of the Ordinary Death Benefit or Total Reserve
- ◆ Eligible Beneficiaries may file for accidental death benefits if member's death deemed in connection with the World Trade Center tragedy on 9/11/01 provided certain criteria is met

SANITATION 20-YEAR RETIREMENT PLAN (S-20)

SERVICE RETIREMENT

- ◆ Participants may retire with 20 or more years of Allowable Sanitation Service
- ◆ The Service Retirement Benefit is:
 - ◆ For the first 20 years of Allowable Service: 50% of Final Salary, less Required Amount, plus Accumulated Deductions
 - ◆ For each year of service (other than the first 20) prior to July 3, 1965: 1% of Final Compensation; plus
 - ◆ For each year of service (other than the first 20) after July 2, 1965: $1\frac{1}{2}\%$ of Final Compensation, plus
 - ◆ a Pension for excess Increased-Take-Home-Pay (ITHP) and an Annuity for Excess Contributions

VESTED RETIREMENT

- ◆ Must have five or more years of Allowable Sanitation Service, but less than 20; payable the date the member would have reached 20 years if he/she had not discontinued service
- ◆ For each year of Allowable Service: $2\frac{1}{2}\%$ of Final Salary; plus
- ◆ For years other than Allowable Service: 1% of Final Compensation

DISABILITY RETIREMENT

- ◆ Ordinary - must have five or more years of Credited Service; Accidental - no minimum service, but disability resulted from an on-the-job accident
- ◆ Disability Retirement Benefit:
 - ◆ Ordinary: If 10 or more years of Allowable Service - 50% of Final Salary; If less than 10 years - $\frac{1}{3}$ of Final Salary; if eligible for service retirement, benefit = Service Retirement Benefit
 - ◆ Accidental: 75% of Final Salary; plus ITHP; plus Accumulated Deductions; plus if more than 20 years of Allowable Service, $1\% \times \text{Average Compensation} \times \text{years in excess of 20}$; plus $\frac{1}{2}\% \times \text{Average Compensation} \times \text{years in excess of 20 rendered on or after July 1, 1967}$
- ◆ Heart Presumption: Diseases of the heart resulting in disability presumed accidental; accidental benefit payable
- ◆ Members may file for benefits in connection with the World Trade Center tragedy on 9/11/01 provided certain criteria is met

DEATH BENEFITS

- ◆ An Ordinary Death Benefit (need not have been on-the-job) payable to a Designated Beneficiary(ies) (member's designation)
- ◆ An Accidental Death Benefit (resulted from an accident on-the-job or while in military service) payable to an Eligible Beneficiary(ies) (defined in law)
- ◆ A Presumptive Death Benefit (Death Gamble): If eligible for Service Retirement at time of death, payable to a Designated Beneficiary(ies)
- ◆ Ordinary: lump sum of ITHP; plus lump sum of Accumulated Deductions; plus if less than 10 years of service - six months of Earnable Salary; 10 or more years - 12 months of Earnable Salary
- ◆ Accidental: A Pension equal to 50% of Final Compensation; plus a lump sum of Accumulated Deductions; plus a lump sum of ITHP
- ◆ Death Gamble: The greater of the Ordinary Death Benefit or Total Reserve
- ◆ Heart Presumption: Death due to heart ailment presumed accidental; accidental death benefit payable
- ◆ Death Benefit for Vested Members (See Plan B)
- ◆ Eligible Beneficiaries may file for accidental death benefits if member's death deemed in connection with the World Trade Center tragedy on 9/11/01 provided certain criteria is met

SANITATION 25-YEAR PLAN (S-25)

SERVICE RETIREMENT

- ♦ Participants may retire with 25 or more years of Allowable Sanitation Service
- ♦ The Service Retirement Benefit is:
 - ♦ For the first 25 years of Allowable Service: 50% of Final Salary, less Required Amount plus Accumulated Deductions
 - ♦ For each year of service (other than the first 20) prior to July 3, 1965: 1% of Final Compensation; plus
 - ♦ For each year of service (other than the first 20) after July 2, 1965: 1 1/2% of Final Compensation; plus
 - ♦ A Pension for excess Increased-Take-Home-Pay (ITHP) and an Annuity for Excess Contributions

VESTED RETIREMENT

- ♦ Must have five or more years of Allowable Sanitation Service, but less than 25; benefit payable when member would have reached 25 years if he/she had not discontinued service
- ♦ For each year of Allowable Service: 1% x Final Compensation; plus
- ♦ For each year of Allowable Sanitation Service rendered after July 2, 1965: .5% x Final Compensation

DISABILITY RETIREMENT

- ♦ Ordinary - must have five or more years of Credited Service; Accidental – no minimum service, but disability resulted from an on-the-job accident
- ♦ Disability Retirement Benefit:
 - ♦ Ordinary: If 10 or more years of Allowable Service – 50% of Final Salary; If less than 10 years – 1/3 of Final Salary; If eligible for service retirement, benefit = Service Retirement Benefit
 - ♦ Accidental: 75% of Final Salary; plus ITHP; plus Accumulated Deductions
- ♦ Heart Presumption: Diseases of the heart resulting in disability presumed accidental; accidental benefit payable
- ♦ Members may file for benefits in connection with the World Trade Center tragedy on 9/11/01 provided certain criteria is met

DEATH BENEFITS

- ♦ An Ordinary Death Benefit (need not have been on-the-job) payable to a Designated Beneficiary(ies) (member's designation)
- ♦ An Accidental Death Benefit (resulted from an accident on-the-job or while in military service) payable to an Eligible Beneficiary(ies) (defined in law)
- ♦ A Presumptive Death Benefit (Death Gamble): If eligible for Service Retirement at time of death, payable to a Designated Beneficiary(ies)
- ♦ Ordinary: lump sum of ITHP; plus lump sum of Accumulated Deductions; plus if less than 10 years of service - six months of Earnable Salary; 10 or more years - 12 months of Earnable Salary
- ♦ Accidental: A Pension equal to 50% of Final Compensation; plus a lump sum of Accumulated Deductions; plus a lump sum of ITHP
- ♦ Death Gamble: The greater of the Ordinary Death Benefit or Total Reserve
- ♦ Heart Presumption: Death due to heart ailment presumed accidental; accidental death benefit payable
- ♦ Death Benefit for Vested Members (See Plan B)
- ♦ Eligible Beneficiaries may file for accidental death benefits if member's death deemed in connection with the World Trade Center tragedy on 9/11/01 provided certain criteria is met

AGE 55 ONE-PERCENT RETIREMENT PLAN (1/100)

SERVICE RETIREMENT

- ♦ Participants may retire at age 55 irrespective of the amount of Credited Service attained by such age
- ♦ The Service Retirement Benefit is:
 - ♦ For each year of Credited Service: 1% of Final Compensation; plus
 - ♦ A Pension for Increased-Take-Home-Pay (ITHP); plus
 - ♦ An Annuity for Accumulated Member Contributions

VESTED RETIREMENT

- ♦ There is no provision for vesting

DISABILITY RETIREMENT

- ♦ If your application is approved, you will be entitled to an ordinary disability retirement benefit calculated as follows:
 - ♦ If you have attained the age of 55, your ordinary disability retirement benefit will equal your service retirement benefit
 - ♦ If you have not attained the age of 55, your ordinary disability retirement benefit will be $2 \times 1/100$ for each year of service you would have completed upon reaching age 55 for eligibility for service retirement \times Final Compensation, up to 25% of Final Compensation; or, if greater
 - ♦ $2 \times 1/100$ for each year of actual service you have completed to date \times Final Compensation
- ♦ Members may file for disability benefits in connection with the World Trade Center tragedy on 9/11/01 provided certain criteria is met

DEATH BENEFITS

- ♦ An Ordinary Death Benefit (need not have been on-the-job) payable to a Designated Beneficiary(ies) (member's designation)
- ♦ An Accidental Death Benefit (resulted from an accident on-the-job or while in military service) payable to an Eligible Beneficiary(ies) (defined in law)
- ♦ A Presumptive Death Benefit (Death Gamble): If eligible for Service Retirement at time of death, payable to a Designated Beneficiary(ies)
- ♦ Ordinary: lump sum of ITHP; plus lump sum of Accumulated Deductions; plus if less than 10 years of service - six months of Earnable Salary; 10 or more years - 12 months of Earnable Salary
- ♦ Accidental: A Pension equal to 50% of Final Compensation; plus a lump sum of Accumulated Deductions; plus a lump sum of ITHP; less 100% of Workers' Compensation payments for same injury
- ♦ Death Gamble: The greater of the Ordinary Death Benefit or Total Reserve
- ♦ Eligible Beneficiaries may file for accidental death benefits if member's death deemed in connection with the World Trade Center tragedy on 9/11/01 provided certain criteria is met

DISPATCHERS 25-YEAR RETIREMENT PLAN (D-25)

SERVICE RETIREMENT

- ♦ Participants may retire after 25 years of Allowable Service as a Dispatcher Member
- ♦ The Service Retirement Benefit is:
 - ♦ For the first 25 years of Allowable Service: An Annuity (the actuarial equivalent of the member's required contributions), plus a Pension for Increased-Take-Home-Pay (ITHP), plus a Pension, which when added to the Annuity and Pension for ITHP equals 55% of Final Salary; plus
 - ♦ For each year beyond the first 25 years of Allowable Service: 1.70% of Final Salary; plus
 - ♦ A Pension for excess ITHP and an Annuity for Excess Contributions

VESTED RETIREMENT

- ♦ Must have five or more years of Allowable Service as a Dispatcher Member, but less than 25
- ♦ Payability Date: The date the member would have reached 25 years if he/she had not discontinued service
- ♦ Vested Benefit: For each year of Allowable Service as a Dispatcher Member: 2.2% of Final Salary

DISABILITY RETIREMENT

- ♦ Ordinary - must have ten or more years of Credited Service; Accidental - no minimum service, but disability resulted from an on-the-job accident
- ♦ Disability Retirement Benefit:
 - ♦ Ordinary: $1.53\% \times$ Final Salary for each year after June 30, 1968; $1.20\% \times$ Final Salary for each year before July 1, 1968; plus ITHP; plus Accumulated Deductions; if eligible for service retirement, benefit = Service Retirement Benefit
 - ♦ Accidental: 75% of Final Compensation; plus ITHP; plus Accumulated Deductions; less 100% of Workers' Compensation payments for same injury
- ♦ Members may file for disability benefits in connection with the World Trade Center tragedy on 9/11/01 provided certain criteria is met

DEATH BENEFITS

- ♦ An Ordinary Death Benefit (need not have been on-the-job) payable to a Designated Beneficiary(ies) (member's designation)
- ♦ An Accidental Death Benefit (resulted from an accident on-the-job or while in military service) payable to an Eligible Beneficiary(ies) (defined in law)
- ♦ A Presumptive Death Benefit (Death Gamble): If eligible for Service Retirement at time of death, payable to a Designated Beneficiary(ies)
- ♦ Ordinary: lump sum of ITHP; plus lump sum of Accumulated Deductions; plus if less than 10 years of service - six months of Earnable Salary; 10 or more years - 12 months of Earnable Salary
- ♦ Accidental: A Pension equal to 50% of Final Compensation; plus a lump sum of Accumulated Deductions; plus a lump sum of ITHP; less 100% of Workers' Compensation payments for same injury
- ♦ Death Gamble: The greater of the Ordinary Death Benefit or Total Reserve
- ♦ Eligible Beneficiaries may file for accidental death benefits if member's death deemed in connection with the World Trade Center tragedy on 9/11/01 provided certain criteria is met

EMERGENCY MEDICAL TECHNICIAN (EMT) 25-YEAR RETIREMENT PLAN (E-25)

SERVICE RETIREMENT

- ♦ May retire after 25 years of Allowable Service as an EMT Member
- ♦ The Service Retirement Benefit is:
 - ♦ For the first 25 years of Allowable Service: An Annuity (the actuarial equivalent of the member's required contributions), plus a Pension for Increased-Take-Home-Pay (ITHP), plus a Pension, which when added to the Annuity and Pension for ITHP equals 55% of Final Salary; plus
 - ♦ For each year beyond the first 25 years of Allowable Service: 1.7% of Final Salary; plus
 - ♦ A Pension for excess ITHP and an Annuity for Excess Contributions

VESTED RETIREMENT

- ♦ Need five or more years of Allowable Service, but less than 25; payable when member would have reached 25 years
- ♦ For each year of Allowable Service: 2.2% of Final Salary

DISABILITY RETIREMENT

- ♦ Ordinary - must have ten or more years of Credited Service; Accidental - no minimum service, but disability resulted from an on-the-job accident
- ♦ Disability Retirement Benefit:
 - ♦ Ordinary: $1.53\% \times$ Final Salary for each year after June 30, 1968; $1.20\% \times$ Final Salary for each year before July 1, 1968; plus ITHP; plus Accumulated Deductions; if eligible for service retirement, benefit=Service Retirement Benefit
 - ♦ Accidental: 75% of Final Compensation; plus ITHP; plus Accumulated Deductions; less 100% of Workers' Compensation payments for same injury
- ♦ Heart Presumption: Heart ailments resulting in disability presumed line-of-duty; accidental benefit payable
- ♦ HAT Presumption: HIV, tuberculosis or hepatitis resulting in disability presumed line-of-duty; accidental benefit payable
- ♦ Members may file for benefits in connection with the World Trade Center tragedy on 9/11/01 provided certain criteria is met

DEATH BENEFITS

- ♦ An Ordinary Death Benefit (need not have been on-the-job) payable to a Designated Beneficiary(ies) (member's designation)
- ♦ An Accidental Death Benefit (resulted from an accident on-the-job or while in military service) payable to an Eligible Beneficiary(ies) (defined in law)
- ♦ A Presumptive Death Benefit (Death Gamble): If eligible for Service Retirement at time of death, payable to a Designated Beneficiary(ies)
- ♦ Ordinary: lump sum of ITHP; plus lump sum of Accumulated Deductions; plus if less than 10 years of service - six months of Earnable Salary; 10 or more years - 12 months of Earnable Salary
- ♦ Accidental: A Pension equal to 50% of Final Compensation; plus a lump sum of Accumulated Deductions; plus a lump sum of ITHP; less 100% of Workers' Compensation payments for same injury
- ♦ Special Accidental Death Benefit (resulted from accident on-the-job or while in military service) payable to widow or widower or child under 18 (or 23 if student). A Pension equal to 50% of salary payable, minus Social Security benefits and 100% of Workers' Compensation payments for same injury
- ♦ Death Gamble: The greater of the Ordinary Death Benefit or Total Reserve
- ♦ Heart Presumption: Death due to heart ailment presumed line-of-duty; accidental benefit payable
- ♦ Eligible Beneficiaries may file for accidental death benefits if member's death deemed in connection with the World Trade Center tragedy on 9/11/01 provided certain criteria is met

SPECIAL OFFICER 25-YEAR RETIREMENT PLAN (SPO)

20-YEAR PLAN FOR CORRECTION OFFICERS (P-20)

SERVICE RETIREMENT

- ♦ Participants may retire after 25 years of Allowable Service as a Special Officer Member
- ♦ The Service Retirement Benefit is:
 - ♦ For the first 25 years of Allowable Service: An Annuity (the actuarial equivalent of the member's required contributions), plus a Pension for Increased-Take-Home-Pay (ITHP), plus a Pension, which when added to the Annuity and Pension for ITHP equals 55% of Final Salary; plus
 - ♦ For each year beyond the first 25 years of Allowable Service: 1.70% of Final Salary; plus
 - ♦ A Pension for excess ITHP and an Annuity for Excess Contributions

VESTED RETIREMENT

- ♦ Must have five or more years of Allowable Service as a Special Officer Member, but less than 25
- ♦ Payability Date: The date the member would have reached 25 years if he/she had not discontinued service
- ♦ Vested Benefit: For each year of Allowable Service: 2.2% of Final Salary

DISABILITY RETIREMENT

- ♦ Ordinary - must have ten or more years of Credited Service; Accidental - no minimum service, but disability resulted from an on-the-job accident
- ♦ Disability Retirement Benefit:
 - ♦ Ordinary: $1.53\% \times \text{Final Salary for each year after June 30, 1968; } 1.20\% \times \text{Final Salary for each year before July 1, 1968; plus ITHP; plus Accumulated Deductions; if eligible for service retirement, benefit = Service Retirement Benefit}$
 - ♦ Accidental: $75\% \text{ of Final Compensation; plus ITHP; plus Accumulated Deductions; less } 100\% \text{ of Workers' Compensation payments for same injury}$
- ♦ Members may file for disability benefits in connection with the World Trade Center tragedy on 9/11/01 provided certain criteria is met

DEATH BENEFITS

- ♦ An Ordinary Death Benefit (need not have been on-the-job) payable to a Designated Beneficiary(ies) (member's designation)
- ♦ An Accidental Death Benefit (resulted from an accident on-the-job or while in military service) payable to an Eligible Beneficiary(ies) (defined in law)
- ♦ A Presumptive Death Benefit (Death Gamble): If eligible for Service Retirement at time of death, payable to a Designated Beneficiary(ies)
- ♦ Ordinary: lump sum of ITHP; plus lump sum of Accumulated Deductions; plus if less than 10 years of service - six months of Earnable Salary; 10 or more years - 12 months of Earnable Salary
- ♦ Accidental: A Pension equal to 50% of Final Compensation; plus a lump sum of Accumulated Deductions; plus a lump sum of ITHP; less 100% of Workers' Compensation payments for same injury
- ♦ Death Gamble: The greater of the Ordinary Death Benefit or Total Reserve
- ♦ Eligible Beneficiaries may file for accidental death benefits if member's death deemed in connection with the World Trade Center tragedy on 9/11/01 provided certain criteria is met

SERVICE RETIREMENT

- ♦ Participants may retire with 20 or more years of Allowable Correction Service (ACS) regardless of age
- ♦ The Service Retirement Benefit is:
 - ♦ First 20 years of ACS: 50% of Final Salary, plus
 - ♦ For years other than the first 20 years of ACS: 1.67% of the Average Compensation, plus
 - ♦ a Pension for excess Increased-Take-Home-Pay (ITHP) and an Annuity for Excess Contributions, plus
 - ♦ $75\% \times 1.67\% \times \text{Final Compensation} \times \text{Credited Service on or after } 09/30/51$
 - ♦ $55\% \times 1.67\% \times \text{Final Compensation} \times \text{Credited Service prior to } 10/1/51$

VESTED RETIREMENT

- ♦ Need at least five years but less than 20 years of ACS; payable when member would have reached 20 years of ACS
- ♦ The Vested Retirement Benefit is:
 - ♦ $2.5\% \times \text{Final Salary} \times \text{Years of ACS up to } 20 \text{ years, plus}$
 - ♦ $75\% \times 1.67\% \times \text{Final Compensation} \times \text{Credited Service on or after } 09/30/51, \text{ plus}$
 - ♦ $55\% \times 1.67\% \times \text{Final Compensation} \times \text{Credited Service prior to } 10/1/51$

DISABILITY RETIREMENT

- ♦ Ordinary: If less than 10 years of ACS - 1/3 of Final Salary; more than 10, but less than 20 - 50% of Final Salary; more than 20 - $2.5\% \times \text{Final Salary} \times \text{Credited Service}$
- ♦ Accidental: 75% of Final Salary; plus ITHP; plus Accumulated Deductions; less 100% of Workers' Compensation payments for same injury
- ♦ Heart Presumption: Diseases of the heart resulting in disability presumed accidental; accidental benefit payable
- ♦ HAT Presumption: HIV, tuberculosis or hepatitis resulting in disability presumed accidental; accidental benefit payable
- ♦ Members may file for disability benefits in connection with the World Trade Center tragedy on 9/11/01 provided certain criteria is met

DEATH BENEFITS

- ♦ An Ordinary Death Benefit (need not have been on-the-job) payable to a Designated Beneficiary(ies) (member's designation)
- ♦ An Accidental Death Benefit (resulted from an accident on-the-job or while in military service) payable to an Eligible Beneficiary(ies) (defined in law)
- ♦ Ordinary: lump sum of ITHP; plus lump sum of Accumulated Deductions; plus if less than 10 years of service - six months of Earnable Salary; 10 or more years - 12 months of Earnable Salary
- ♦ Accidental Death Benefit: A Pension equal to 50% of Final Compensation; plus a lump sum of Accumulated Deductions; plus a lump sum of ITHP; less 100% of Workers' Compensation payments for same injury
- ♦ Special Accidental Death Benefit (resulted from accident on-the-job or while in military service) payable to widow or widower or child under 18 (or 23 if student). A Pension equal to 50% of salary payable, minus Social Security benefits and 100% of Workers' Compensation payments for same injury
- ♦ Heart Presumption: Diseases of the heart resulting in death presumed accidental; 50% of salary payable
- ♦ Death Benefit for Vested Members: Need at least 10 years of Credited Service; 50% of death benefit in force at time of separation from service
- ♦ Eligible Beneficiaries may file for accidental death benefits if member's death deemed in connection with the World Trade Center tragedy on 9/11/01 provided certain criteria is met

TIER 1 RETIREMENT OPTIONS

MAXIMUM RETIREMENT ALLOWANCE

If a member upon retirement does not elect one of the options below, his or her benefit will be paid as a Maximum Retirement Allowance payable in monthly installments throughout his or her life, with all payments ceasing at death.

OPTION 1: UNMODIFIED AND MODIFIED INITIAL RESERVE

Option 1 provides the pensioner with a reduced monthly lifetime allowance. If the pensioner dies before his or her payments equal the total value of the initial reserve set aside to provide his or her benefits on the date of retirement, the balance is paid to the designated beneficiary(ies) in either a lump-sum or monthly payments. More than one beneficiary may be named and the beneficiary(ies) may be changed at any time.

OPTION 2: 100% JOINT-AND-SURVIVOR

The pensioner receives a reduced monthly lifetime allowance. When the pensioner dies, the surviving beneficiary receives 100% of the reduced allowance for life. Only one beneficiary may be named, and the beneficiary may not be changed once named and the option is in effect.

OPTION 3: 50% JOINT-AND-SURVIVOR

The pensioner receives a reduced monthly lifetime allowance. When the pensioner dies, the surviving beneficiary receives 50% of the reduced allowance for life. Only one beneficiary may be named, and the beneficiary may not be changed once named and the option is in effect.

OPTIONS 4-2 AND 4-3: POP-UP JOINT-AND-SURVIVOR OPTIONS

These pop-up options are variations of Options 2 and 3. The pensioner receives a reduced monthly lifetime allowance under either a 100% or 50% joint-and-survivor arrangement, but if the beneficiary dies before the pensioner, the pensioner's benefit "pops-up," that is, it automatically becomes the Maximum Retirement Allowance, and all payments cease at death.

OPTION 4: LUMP-SUM PAYMENT

The pensioner receives a reduced monthly lifetime allowance with the provision that when he or she dies, the beneficiary receives a limited lump-sum payment specified by the pensioner at the time he or she chose this option. More than one beneficiary can be named and the beneficiary(ies) can be changed at any time.

NOTE: A pensioner may elect to receive any form of payment that is the actuarial equivalent of his or her Maximum Retirement Allowance, as certified by NYCERS' Chief Actuary and approved by the Board of Trustees.

**OPTION 4:
FIVE-YEAR CERTAIN, TEN-YEAR CERTAIN**

The pensioner receives a reduced monthly lifetime benefit. If the pensioner dies within five years (or ten years) from the date of retirement having designated only one primary beneficiary, the reduced monthly retirement benefit will continue to be paid to the designated primary beneficiary for the unexpired balance of the five-year (or ten-year) period. In the event of the death of the primary beneficiary after such beneficiary has begun to receive payment, the unexpended benefit will be paid in a lump sum to the contingent beneficiary or, if no contingent beneficiary exists, to the estate of the primary beneficiary.

If multiple primaries have been designated, the unexpended benefit will be paid in a lump sum divided equally to the surviving primary beneficiaries. In the event that all primary beneficiaries predecease the pensioner, then upon the death of the pensioner the unexpended benefit will be paid in a lump sum divided equally to the surviving contingent beneficiaries. If all beneficiaries predecease the pensioner, the unexpended benefit will be paid in a lump sum to the pensioner's estate. If the pensioner dies later than five years (or ten years) following the effective retirement date, all retirement allowance payments will cease.

The pensioner may change the beneficiary(ies) any time within the five or ten-year period.

**OPTION 4:
CONTINUING BENEFIT**

The pensioner receives a reduced monthly lifetime benefit with the provision that when he or she dies, a percentage of the reduced monthly benefit or a specific dollar amount will continue to be paid to the beneficiary. Only one beneficiary may be named, and the beneficiary may not be changed once named and the option is in effect.

**OPTION 4-4:
CONTINUING BENEFIT WITH POP-UP**

The pensioner receives a reduced monthly lifetime benefit with the provision that when he or she dies, a percentage of the reduced monthly benefit or a specific dollar amount will continue to be paid to the beneficiary. Only one beneficiary may be named, and the beneficiary may not be changed once named and the option is in effect. If the beneficiary predeceases the pensioner, the pensioner's benefit "pops up," that is, it automatically becomes the Maximum Retirement Allowance, and all payments cease at death.

SPLIT OPTION

Under certain circumstances, you may split your retirement allowance and receive payment of your Pension Reserve (City portion and ITHP) and your Annuity Reserve (your accumulated salary deductions) under different options. If you wish to elect a split option, NYCERS will supply you with figures and the necessary forms, upon request.

MODIFIED CAREER PENSION PLAN (PLAN C)

SERVICE RETIREMENT

- ♦ Participants may retire at age 62, or 55 on a reduced basis, with 25 years of Career Pension Plan Qualifying Service
- ♦ The Service Retirement Benefit is:
 - ♦ 55% of your Final Average Salary (FAS), plus
For all years other than the first 25:
 - ♦ $1.7\% \times FAS \times \text{years after June 30, 1968}$, plus
 - ♦ $1.2\% \times FAS \times \text{years before July 1, 1968}$, plus
 - ♦ A Pension based on excess Increased-Take-Home-Pay (ITHP) and an Annuity based on Excess Contributions

VESTED RETIREMENT

- ♦ No provision for Vesting. Plan C members must switch to Plan D to become eligible for a Vested Retirement Benefit (See Plan D). However, all Tier 2 members with at least 10 years of Credited Service are eligible for the Death Benefit for Vested Members (see below).

DISABILITY RETIREMENT

- ♦ Ordinary - must have ten or more years of Credited Service
- ♦ Accidental – no minimum service requirement, but disability resulted from an accident sustained on-the-job
- ♦ Disability Retirement Benefit:
 - ♦ Ordinary: $1.53\% \times FAS$ for each year after June 30, 1968; $1.20\% \times FAS$ for each year before July 1, 1968; plus ITHP; plus Accumulated Deductions; if eligible for service retirement, benefit = Service Retirement Benefit
 - ♦ Accidental: 75% of Final Compensation; plus ITHP; plus Accumulated Deductions; less 100% of Workers' Compensation payments for same injury
- ♦ Members may file for disability benefits in connection with the World Trade Center tragedy on 9/11/01 provided certain criteria is met

DEATH BENEFITS

- ♦ An Ordinary Death Benefit (need not have been on-the-job) payable to a Designated Beneficiary(ies) (member's designation)
- ♦ An Accidental Death Benefit (resulted from an accident on-the-job or while in military service) payable to an Eligible Beneficiary(ies) (defined in law)
- ♦ Ordinary Death Benefit (Plan 2): 1-2 years of service = 1 year salary lump sum; 2-3 years of service = 2 years' salary lump sum; 3 or more years of service = 3 years' salary lump sum, plus a return of Accumulated Deductions. Retirees are eligible for a Post-Retirement Death Benefit.
- ♦ Accidental Death Benefit: A Pension equal to 50% of Final Compensation; plus a lump sum of Accumulated Deductions; plus a lump sum of ITHP; less 100% of Workers' Compensation payments for same injury
- ♦ Death Benefit for Vested Members: Need at least 10 years of Credited Service; 50% of death benefit in force at time of separation from service, plus a return of Accumulated Deductions.
- ♦ Eligible Beneficiaries may file for accidental death benefits if member's death deemed in connection with the World Trade Center tragedy on 9/11/01 provided certain criteria is met

MODIFIED INCREASED SERVICE FRACTION PLAN (PLAN D)

SERVICE RETIREMENT

- ♦ Participants may retire at age 62, or 55 on a reduced basis, with five or more years of Credited Service
- ♦ The Service Retirement Benefit is:
 - ♦ $1.53\% \times \text{Final Average Salary (FAS)} \times \text{years of service after June 30, 1968}$, plus
 - ♦ $1.20\% \times FAS \times \text{years of service before July 1, 1968}$, plus
 - ♦ a Pension based on Increased-Take-Home-Pay (ITHP), plus
 - ♦ An Annuity based on Accumulated Deductions

VESTED RETIREMENT

- ♦ Need a minimum of five years of Credited Service
- ♦ Payability Date: Age 62 on an unreduced basis or age 55 on a reduced basis
- ♦ Vested Retirement Benefit is the same as the Service Retirement Benefit

DISABILITY RETIREMENT

- ♦ Ordinary - must have ten or more years of Credited Service
- ♦ Accidental – no minimum service requirement, but disability resulted from an accident sustained on-the-job
- ♦ Disability Retirement Benefit:
 - ♦ Ordinary: $1.53\% \times FAS$ for each year after June 30, 1968; $1.20\% \times FAS$ for each year before July 1, 1968; plus ITHP; plus Accumulated Deductions; if eligible for service retirement, benefit = Service Retirement Benefit
 - ♦ Accidental: 75% of Final Compensation; plus ITHP; plus Accumulated Deductions; less 100% of Workers' Compensation payments for same injury
- ♦ Members may file for disability benefits in connection with the World Trade Center tragedy on 9/11/01 provided certain criteria is met

DEATH BENEFITS

- ♦ An Ordinary Death Benefit (need not have been on-the-job) payable to a Designated Beneficiary(ies) (member's designation)
- ♦ An Accidental Death Benefit (resulted from an accident on-the-job or while in military service) payable to an Eligible Beneficiary(ies) (defined in law)
- ♦ Ordinary Death Benefit (Plan 2): 1-2 years of service = 1 year salary lump sum; 2-3 years of service = 2 years' salary lump sum; 3 or more years of service = 3 years' salary lump sum, plus a return of Accumulated Deductions. Retirees are eligible for a Post-Retirement Death Benefit.
- ♦ Accidental Death Benefit: A Pension equal to 50% of Final Compensation; plus a lump sum of Accumulated Deductions; plus a lump sum of ITHP; less 100% of Workers' Compensation payments for same injury
- ♦ Death Benefit for Vested Members: Need at least 10 years of Credited Service; 50% of death benefit in force at time of separation from service, plus a return of Accumulated Deductions.
- ♦ Eligible Beneficiaries may file for accidental death benefits if member's death deemed in connection with the World Trade Center tragedy on 9/11/01 provided certain criteria is met

AGE 55 IMPROVED BENEFIT RETIREMENT PROGRAM (CPP-I)

SERVICE RETIREMENT

- ♦ Participants may retire at age 55, or age 50 in a physically-taxing position, with 25 years of Career Pension Plan Qualifying Service
- ♦ The Service Retirement Benefit is:
 - ♦ *First 25 years of Career Pension Plan Qualifying Service: 55% of Final Average Salary (FAS), plus*
 - ♦ *1.7% x FAS x years of service after June 30, 1968, plus*
 - ♦ *1.2% x FAS x years of service before July 1, 1968, plus*
 - ♦ *a Pension based on excess Increased-Take-Home-Pay (ITHP) and an Annuity based on Excess Contributions*

VESTED RETIREMENT

- ♦ No provision for Vesting. Plan CPP-I members must switch to Plan ISF-I to become eligible for a Vested Retirement Benefit (See Plan ISF-I). However, all Tier 2 members with at least 10 years of Credited Service are eligible for the Death Benefit for Vested Members (see below).

DISABILITY RETIREMENT

- ♦ Ordinary - must have ten or more years of Credited Service
- ♦ Accidental – no minimum service requirement, but disability resulted from an accident sustained on-the-job
- ♦ Disability Retirement Benefit:
 - ♦ *Ordinary: 1.53% x FAS for each year after June 30, 1968; 1.20% x FAS for each year before July 1, 1968; plus ITHP; plus Accumulated Deductions; if eligible for service retirement, benefit = Service Retirement Benefit*
 - ♦ *Accidental: 75% of Final Compensation; plus ITHP; plus Accumulated Deductions; less 100% of Workers' Compensation payments for same injury*
- ♦ Members may file for disability benefits in connection with the World Trade Center tragedy on 9/11/01 provided certain criteria is met

DEATH BENEFITS

- ♦ An Ordinary Death Benefit (need not have been on-the-job) payable to a Designated Beneficiary(ies) (member's designation)
- ♦ An Accidental Death Benefit (resulted from an accident on-the-job or while in military service) payable to an Eligible Beneficiary(ies) (defined in law)
- ♦ Ordinary Death Benefit (Plan 2): 1-2 years of service = 1 year salary lump sum; 2-3 years of service = 2 years' salary lump sum; 3 or more years of service = 3 years' salary lump sum, plus a return of Accumulated Deductions (basic and employee portion of Additional Member Contributions). Retirees are eligible for a Post-Retirement Death Benefit.
- ♦ Accidental Death Benefit: A Pension equal to 50% of Final Compensation; plus a lump sum of Accumulated Deductions; plus a lump sum of ITHP; less of 100% Workers' Compensation payments for same injury
- ♦ Death Benefit for Vested Members: Need at least 10 years of Credited Service; 50% of death benefit in force at time of separation from service, plus a return of Accumulated Deductions (basic and employee portion of Additional Member Contributions).
- ♦ Eligible Beneficiaries may file for accidental death benefits if member's death deemed in connection with the World Trade Center tragedy on 9/11/01 provided certain criteria is met

AGE 55 IMPROVED INCREASED SERVICE FRACTION PLAN (ISF-I)

SERVICE RETIREMENT

- ♦ Participants may retire at age 55 with twenty-five or more years of Credited Service
- ♦ The Service Retirement Benefit is:
 - ♦ *1.53% x Final Average Salary x years of service after June 30, 1968, plus*
 - ♦ *1.20% x FAS x years of service before July 1, 1968, plus*
 - ♦ *A Pension based on Increased-Take-Home-Pay (ITHP), plus*
 - ♦ *an Annuity based on Accumulated Deductions*

VESTED RETIREMENT

- ♦ Need a minimum of five years of Credited Service
- ♦ Payability Date: Age 62 on an unreduced basis or Age 55 on a reduced basis
- ♦ Vested Retirement Benefit is the same as the Service Retirement Benefit

DISABILITY RETIREMENT

- ♦ Ordinary - must have ten or more years of Credited Service
- ♦ Accidental – No minimum service requirement, but disability resulted from an accident sustained on-the-job
- ♦ Disability Retirement Benefit:
 - ♦ *Ordinary: 1.53% x FAS for each year after June 30, 1968; 1.20% x FAS for each year before July 1, 1968; plus ITHP; plus Accumulated Deductions; if eligible for service retirement, benefit = Service Retirement Benefit.*
 - ♦ *Accidental: 75% of Final Compensation; plus ITHP; plus Accumulated Deductions; less 100% of Workers' Compensation payments for same injury*
- ♦ Members may file for disability benefits in connection with the World Trade Center tragedy on 9/11/01 provided certain criteria is met

DEATH BENEFITS

- ♦ An Ordinary Death Benefit (need not have been on-the-job) payable to a Designated Beneficiary(ies) (member's designation)
- ♦ An Accidental Death Benefit (resulted from an accident on-the-job or while in military service) payable to an Eligible Beneficiary(ies) (defined in law)
- ♦ Ordinary Death Benefit (Plan 2): 1-2 years of service = 1 year salary lump sum; 2-3 years of service = 2 years' salary lump sum; 3 or more years of service = 3 years' salary lump sum, plus a return of Accumulated Deductions. Retirees are eligible for a Post-Retirement Death Benefit.
- ♦ Accidental: Pension equal to 50% of Final Compensation; plus a lump sum of Accumulated Deductions; plus a lump sum of ITHP; less 100% of Workers' Compensation payments for same injury
- ♦ Death Benefit for Vested Members: Need at least 10 years of Credited Service; 50% of death benefit in force at time of separation from service, plus a return of Accumulated Deductions.
- ♦ Eligible Beneficiaries may file for accidental death benefits if member's death deemed in connection with the World Trade Center tragedy on 9/11/01 provided certain criteria is met

MODIFIED 20-YEAR PLAN FOR CORRECTION OFFICERS (P-20)

SERVICE RETIREMENT

- ♦ Participants may retire with an unreduced pension after completing 25 years of Allowable Correction Service (ACS):
- ♦ The Service Retirement Benefit is:
 - ♦ *First 20 years of ACS: 50% of Final Average Salary (FAS), plus*
 - ♦ *Each year of ACS after 20: 1.67% x Average Compensation (or FAS if the comp period is less than 3 years) x the years of ACS in excess of 20, plus*
 - ♦ *Each year of Credited Service: 75% x 1.67% x Final Compensation x Credited Service, plus*
 - ♦ *Pension based on the excess Increased-Take-Home-Pay (ITHP), and an Annuity for excess contributions*
 - ♦ *Benefit limited to 30 years*

VESTED RETIREMENT

- ♦ Need at least five but less than 20 years of ACS; payable when member would have reached 20 years of ACS
- ♦ Vested Retirement Benefit is:
 - ♦ *2.5% x FAS x the years of ACS, plus*
 - ♦ *75% x 1.67% x Final Compensation x Credited Service on or after 10/01/51*

DISABILITY RETIREMENT

- ♦ Ordinary: If less than 10 years of ACS - 1/3 of FAS; more than 10, but less than 20 - 50% of FAS; more than 20 - 2.5% x FAS x Credited Service
- ♦ Accidental: 75% of FAS; 1.67% x Average Compensation x years of ACS in excess of 20; plus ITHP; plus Accumulated Deductions; less 100% of Workers' Compensation payments for same injury
- ♦ Heart Presumption: Diseases of the heart resulting in disability presumed accidental; accidental benefit payable
- ♦ HAT Presumption: HIV, tuberculosis or hepatitis resulting in disability presumed accidental; accidental benefit payable
- ♦ Members may file for disability benefits in connection with the World Trade Center tragedy on 9/11/01 provided certain criteria is met

DEATH BENEFITS

- ♦ An Ordinary Death Benefit (need not have been on-the-job)
- ♦ An Accidental Death Benefit (resulted from an accident on-the-job or while in military service) payable to a Designated Beneficiary(ies) (defined in law)
- ♦ Ordinary Death Benefit: Need more than 90 days of service; benefit equal to three years' salary lump sum, plus a return of Accumulated Deductions
- ♦ Accidental Death Benefit: A pension equal to 50% of Final Compensation; plus a lump sum of Accumulated Deductions; plus a lump sum of ITHP; less 100% of Workers' Compensation payments for same injury
- ♦ Special Accidental Death Benefit (resulted from accident on-the-job or while in military service) payable to widow or widower or child under 18 (or 23 if student). A Pension equal to 50% of salary payable, minus Social Security benefits and 100% of Workers' Compensation payments for same injury
- ♦ Vested Members: With 10 or more years of Credited Service; 50% of death benefit in force at time of separation from service, plus a return of Accumulated Deductions
- ♦ Heart Presumption: Diseases of the heart resulting in death presumed accidental; accidental benefit payable
- ♦ Eligible Beneficiaries may file for accidental death benefits if member's death deemed in connection with the World Trade Center tragedy on 9/11/01 provided certain criteria is met

MODIFIED ONE PERCENT RETIREMENT PLAN (1/100) TRANSIT ONLY

SERVICE RETIREMENT

- ♦ Participants may retire at age 62 with an unreduced benefit or at age 55 with a reduced benefit regardless of the amount of Credited Service attained
- ♦ The Service Retirement Benefit is:
 - ♦ *For each year of Credited Service 1% of Final Compensation; plus*
 - ♦ *A Pension based on Increased-Take-Home-Pay (ITHP), plus*
 - ♦ *An Annuity based on Accumulated Member Contributions*

VESTED RETIREMENT

- ♦ No provision for Vesting. However, all Tier 2 members with at least 10 years of Credited Service are eligible for the Death Benefit for Vested Members (see below).

DISABILITY RETIREMENT

- ♦ If you have contributed the required amount and your application is approved you will be entitled to an ordinary disability retirement benefit calculated as follows:
 - ♦ *If you have attained age 62, the ordinary disability retirement benefit equals the service retirement benefit*
 - ♦ *If you have not attained the age of 62, the ordinary disability retirement benefit will be 2 x 1/100 for each year of service you would have completed upon reaching age 62 for eligibility for service retirement x Final Compensation, up to 25% of Final Compensation; or, if greater*
 - ♦ *2 x 1/100 for each year of actual service you have completed to date x Final Compensation*
- ♦ Members may file for disability benefits in connection with the World Trade Center tragedy on 9/11/01 provided certain criteria is met

DEATH BENEFITS

- ♦ An Ordinary Death Benefit (need not have been on-the-job) payable to a Designated Beneficiary(ies) (member's designation)
- ♦ An Accidental Death Benefit (resulted from an accident on-the-job or while in military service) payable to an Eligible Beneficiary(ies) (defined in law)
- ♦ Ordinary: Need more than 90 days of service; benefit equal to three years' salary lump sum
- ♦ Accidental: Pension equal to 50% of Final Compensation; plus a lump sum of Accumulated Deductions; plus a lump sum of ITHP; less 100% of Workers' Compensation payments for same injury
- ♦ Death Benefit for Vested Members: Need at least 10 years of Credited Service; 50% of the death benefit in force at time of separation from service
- ♦ Eligible Beneficiaries may file for accidental death benefits if member's death deemed in connection with the World Trade Center tragedy on 9/11/01 provided certain criteria is met

MODIFIED TRANSIT 20-YEAR RETIREMENT PLAN (T-20)

SERVICE RETIREMENT

- ♦ Participants may retire at age 55 with 25 or more years of Transit Operating Service (TOS) but may retire with a reduced benefit as early as age 50 with at least 20 years of TOS.
- ♦ The Service Retirement Benefit is:
 - ♦ *First 20 years of TOS: 50% of Final Average Salary (FAS), plus*
 - ♦ *Each year of TOS above 20: 1.5% x Final Compensation x years of TOS on or after 07/01/68, plus*
 - ♦ *Each year of other service: 1% x Final Compensation x years of other service*
- ♦ The Reduced Service Retirement Benefit is:
 - ♦ *2% x FAS x Credited Service (exclusive of any benefit provided on account of member contributions)*
- ♦ Members may switch to the Modified Age 55 1/100 Plan and retire with immediate payability (See Modified 1/100 Plan)

VESTED RETIREMENT

- ♦ No provision for Vesting. However, all Tier 2 members with at least 10 years of Credited Service are eligible for the Death Benefit for Vested Members (see below).

DISABILITY RETIREMENT

- ♦ Ordinary: Must have ten or more years of Credited Service
- ♦ Accidental: No minimum service but disability resulted from an on-the-job accident
 - ♦ *Ordinary: Less than age 55 and less than 25 years of TOS: 2.5% x Final Compensation x TOS up to 20; plus 1.5% x Final Compensation x TOS above 20 rendered on or after 07/01/68; plus 1% x Final Compensation x all other service. If 25 or more years of TOS and age 55, benefit equals Service Retirement Benefit*
 - ♦ *Accidental: Pension of 75% of Final Compensation; plus a pension based on the ITHP; plus an annuity based on any Accumulated Deductions; less 100% of Workers' Compensation payments for same injury*
- ♦ Members may file for benefits in connection with the World Trade Center tragedy on 9/11/01 provided certain criteria is met

DEATH BENEFITS

- ♦ An Ordinary Death Benefit (need not have been on-the-job) payable to a Designated Beneficiary(ies) (member's designation)
- ♦ An Accidental Death Benefit (resulted from an accident on-the-job or while in military service) payable to an Eligible Beneficiary(ies) (defined in law)
- ♦ Ordinary: Need more than 90 days of service; benefit equal to three years' salary lump sum
- ♦ Accidental: Pension equal to 50% of Final Compensation; plus a lump sum of Accumulated Deductions; plus a lump sum of ITHP; less 100% of Workers' Compensation payments for same injury
- ♦ Death Benefit for Vested Members: Need at least 10 years of Credited Service; 50% of the death benefit in force at time of separation from service
- ♦ Eligible Beneficiaries may file for accidental death benefits if member's death deemed in connection with the World Trade Center tragedy on 9/11/01 provided certain criteria is met

20-YEAR PLAN FOR CORRECTION MEMBERS BELOW THE RANK OF CAPTAIN (CI-20)

SERVICE RETIREMENT

- ♦ Participants may retire with 20 or more years of Allowable Correction Service (ACS) regardless of age (Benefit limited to 30 years)
- ♦ The Service Retirement Benefit is:
 - ♦ *First 20 years of ACS: 50% of Final Average Salary (FAS), plus*
 - ♦ *For years other than the first 20 years of ACS: 1.67% of the Average Compensation, plus*
 - ♦ *a Pension for excess Increased-Take-Home-Pay (ITHP) and an Annuity based on Excess Contributions, plus*
 - ♦ *75% x 1.67% x Final Compensation for each year on or after 09/30/51*
 - ♦ *55% x 1.67% x Final Compensation x Credited Service prior to 10/1/51*
- ♦ Not eligible for service retirement with a deficiency in Additional Member Contributions (AMCs).

VESTED RETIREMENT

- ♦ Need at least five years but less than 20 years of ACS; benefit payable when member would have reached 20 years of ACS
- ♦ The Vested Retirement Benefit is:
 - ♦ *2.5% x FAS x years of ACS up to 20 years, plus*
 - ♦ *75% x 1.67% x Final Compensation x Credited Service on or after 09/30/51, plus*
 - ♦ *55% x 1.67% x Final Compensation x Credited Service prior to 10/1/51*

DISABILITY RETIREMENT

- ♦ Ordinary: If less than 10 years of ACS - 1/3 of FAS; more than 10, but less than 20 - 50% of FAS; more than 20 - 2.5% x FAS x Credited Service
- ♦ Accidental: 75% of FAS; plus ITHP; plus Accumulated Deductions; less 100% of Workers' Compensation payments for same injury
- ♦ Heart Presumption: Diseases of the heart resulting in disability presumed accidental; accidental benefit payable
- ♦ HAT Presumption: HIV, tuberculosis or hepatitis resulting in disability presumed accidental; accidental benefit payable
- ♦ Members may file for disability benefits in connection with the World Trade Center tragedy on 9/11/01 provided certain criteria is met

DEATH BENEFITS

- ♦ An Ordinary Death Benefit (need not have been on-the-job) payable to a Designated Beneficiary(ies) (member's designation)
- ♦ An Accidental Death Benefit (resulted from an accident on-the-job or while in military service) payable to an Eligible Beneficiary(ies) (defined in law)
- ♦ Ordinary Death Benefit: Need more than 90 days of service; benefit equal to three years' salary lump sum, plus a return of Accumulated Deductions (basic and additional)
- ♦ Accidental Death Benefit: A Pension equal to 50% of Final Compensation; plus a lump sum of Accumulated Deductions (basic and additional); plus a lump sum of ITHP; less 100% of Workers' Compensation payments for same injury
- ♦ Special Accidental Death Benefit (resulted from accident on-the-job or while in military service) payable to widow or widower or child under 18 (or 23 if student). A Pension equal to 50% of salary payable, minus Social Security benefits and 100% of Workers' Compensation payments for same injury
- ♦ Vested Members: With 10 or more years of Credited Service; 50% of death benefit in force at time of separation from service, plus a return of Accumulated Deductions (basic and additional)
- ♦ Heart Presumption: Diseases of the heart resulting in death presumed accidental; accidental benefit payable
- ♦ Eligible Beneficiaries may file for accidental death benefits if member's death deemed in connection with the World Trade Center tragedy on 9/11/01 provided certain criteria is met

20-YEAR PLAN FOR CORRECTION MEMBERS ABOVE THE RANK OF CAPTAIN (CP-20)

SERVICE RETIREMENT

- ♦ Participants may retire with 20 or more years of Allowable Correction Service (ACS) regardless of age
- ♦ The Service Retirement Benefit is:
 - ♦ *First 20 years of ACS: 50% of Final Average Salary (FAS), plus*
 - ♦ *For years other than the first 20 years of ACS: 1.67% of the Average Compensation, plus*
 - ♦ *a Pension for excess Increased-Take-Home-Pay (ITHP) and an Annuity based on Excess Contribution, plus*
 - ♦ *75% x 1.67% x Final Compensation for each year on or after 09/30/51*
 - ♦ *55% x 1.67% x Final Compensation x Credited Service prior to 10/1/51*
 - ♦ *Benefit limited to 30 years*

VESTED RETIREMENT

- ♦ Need at least five years but less than 20 years of ACS; payable when member would have reached 20 years of ACS
- ♦ The Vested Retirement Benefit is:
 - ♦ *2.5% x FAS x Years of ACS up to 20 years, plus*
 - ♦ *75% x 1.67% x Final Compensation x Credited Service on or after 09/30/51, plus*
 - ♦ *55% x 1.67% x Final Compensation x Credited Service prior to 10/1/51*

DISABILITY RETIREMENT

- ♦ Ordinary: If less than 10 years of ACS - 1/3 of FAS; more than 10, but less than 20 - 50% of FAS; more than 20 - 2.5% x FAS x Credited Service
- ♦ Accidental: 75% of FAS; plus ITHP; plus Accumulated Deductions; less 100% of Workers' Compensation payments for same injury
- ♦ Heart Presumption: Diseases of the heart resulting in disability presumed accidental; accidental benefit payable
- ♦ HAT Presumption: HIV, tuberculosis or hepatitis resulting in disability presumed accidental; accidental benefit payable
- ♦ Members may file for disability benefits in connection with the World Trade Center tragedy on 9/11/01 provided certain criteria is met

DEATH BENEFITS

- ♦ An Ordinary Death Benefit (need not have been on-the-job) payable to a Designated Beneficiary(ies) (member's designation)
- ♦ An Accidental Death Benefit (resulted from an accident on-the-job or while in military service) payable to an Eligible Beneficiary(ies) (defined in law)
- ♦ Ordinary Death Benefit: Need more than 90 days of service; benefit equal to three years' salary lump sum, plus a return of Accumulated Deductions (basic and additional)
- ♦ Accidental Death Benefit: A Pension equal to 50% of Final Compensation; plus a lump sum of Accumulated Deductions (basic and additional); plus a lump sum of ITHP; less 100% of Workers' Compensation payments for same injury
- ♦ Special Accidental Death Benefit (resulted from accident on-the-job or while in military service) payable to widow or widower or child under 18 (or 23 if student). A Pension equal to 50% of salary payable, minus Social Security benefits and 100% of Workers' Compensation payments for same injury
- ♦ Vested Members: With 10 or more years of Credited Service; 50% of death benefit in force at time of separation from service, plus a return of Accumulated Deductions (basic and additional)
- ♦ Heart Presumption: Diseases of the heart resulting in death presumed accidental; accidental benefit payable
- ♦ Eligible Beneficiaries may file for accidental death benefits if member's death deemed in connection with the World Trade Center tragedy on 9/11/01 provided certain criteria is met

MODIFIED SANITATION 20-YEAR RETIREMENT PLAN (S-20)

SERVICE RETIREMENT

- ♦ Participants may retire with 25 years of Allowable Sanitation Service or with a reduced benefit after 20 years
- ♦ The Service Retirement Benefit is:
 - ♦ *First 20 years of Allowable Sanitation Service: 50% of Final Average Salary (FAS), plus*
 - ♦ *1.5% x Final Compensation x Allowable Sanitation Service after first 20 years, plus*
 - ♦ *1% x Final Compensation x all other service, plus*
 - ♦ *A Pension based on excess Increased-Take-Home-Pay (ITHP) and an Annuity based on Excess Contributions*
- ♦ The Reduced Service Retirement Benefit is:
 - ♦ *Same as above except employer portion of the benefit cannot exceed 2% x FAS x years of Credited Service*

VESTED RETIREMENT

- ♦ Need at least 5, but less than 20 years of Allowable Sanitation Service; payable when member would have reached 20 years of such service
- ♦ 2.5% x FAS x each year of Allowable Sanitation Service; plus
- ♦ 1% x Final Compensation x each year of Credited Service

DISABILITY RETIREMENT

- ♦ Ordinary: Need 5 or more years of Credited Service;
- ♦ Accidental: No minimum service, but disability resulted from an on-the-job accident
- ♦ Disability Retirement Benefit:
 - ♦ *Ordinary: Less than 10 years of Allowable Sanitation Service: 1/3 of FAS; 10 - 20 years: 50% of FAS; more than 25 years: Benefit = Service Retirement Benefit*
 - ♦ *Accidental: 75% of FAS; plus ITHP; plus Accumulated Deductions, plus if more than 25 years of Allowable Sanitation Service, 1% x Average Compensation x years in excess of 20, plus .5% x Average Compensation x years of Allowable Sanitation Service in excess of 20*
- ♦ Heart Presumption: Diseases of the heart resulting in disability presumed accidental; accidental benefit payable
- ♦ Members may file for disability benefits in connection with the World Trade Center tragedy on 9/11/01 provided certain criteria is met

DEATH BENEFITS

- ♦ An Ordinary Death Benefit (need not have been on-the-job) payable to a Designated Beneficiary(ies) (member's designation)
- ♦ An Accidental Death Benefit (resulted from an accident on-the-job or while in military service) payable to an Eligible Beneficiary(ies) (defined in law)
- ♦ Ordinary: Need more than 90 days of service; benefit equal to 3 years' salary lump sum; plus Accumulated Deductions
- ♦ Accidental: Pension equal to 50% of Final Compensation; plus a lump sum of Accumulated Deductions; plus a lump sum of ITHP; less 100% of Workers' Compensation payments for same injury
- ♦ Death Benefit for Vested Members: Need at least 10 years of Credited Service; 50% of the death benefit in force at time of separation from service, plus Accumulated Deductions
- ♦ Heart Presumption: Death due to heart ailment presumed accidental; accidental death benefit payable
- ♦ Eligible Beneficiaries may file for accidental death benefits if member's death deemed in connection with the World Trade Center tragedy on 9/11/01 provided certain criteria is met

20-YEAR RETIREMENT PLAN FOR UNIFORMED SANITATION MEMBERS (SI-20)

SERVICE RETIREMENT

- ♦ Participants may retire with 20 or more years of Allowable Sanitation Service regardless of age
- ♦ The Service Retirement Benefit is:
 - ♦ *First 20 years of Allowable Sanitation Service: 50% of Final Average Salary (FAS), plus*
 - ♦ *Other than the first 20 years of such service: 1.5% of Final Compensation, plus*
 - ♦ *For each year of all other Credited Service: 1% of Final Compensation, plus*
 - ♦ *a Pension based on excess Increased-Take-Home-Pay (ITHP) and an Annuity for Excess Contributions*
 - ♦ *Benefit limited to 30 years*
- ♦ Not eligible for service retirement with a deficiency in Additional Member Contributions (AMCs).

VESTED RETIREMENT

- ♦ Need at least five years but less than 20 years of Allowable Sanitation Service; benefit payable when member would have reached 20 years of such service
- ♦ The Vested Retirement Benefit is:
 - ♦ *2.5% x FAS x each year of Allowable Sanitation Service, plus*
 - ♦ *1% x Final Compensation x each year of Credited Service*

DISABILITY RETIREMENT

- ♦ Ordinary - must have five or more years of Credited Service; Accidental – no minimum service, but disability resulted from an on-the-job accident
- ♦ Disability Retirement Benefit:
 - ♦ *Ordinary: If 10 or more years of Allowable Sanitation Service – 50% of FAS; If less than 10 years – one-third of FAS; If eligible for service retirement, benefit = Service Retirement Benefit*
 - ♦ *Accidental: 75% of FAS; plus ITHP; plus Accumulated Deductions*
- ♦ Heart Presumption: Diseases of the heart resulting in disability presumed accidental; accidental benefit payable
- ♦ Members may file for disability benefits in connection with the World Trade Center tragedy on 9/11/01 provided certain criteria is met

DEATH BENEFITS

- ♦ An Ordinary Death Benefit (need not have been on-the-job) payable to a Designated Beneficiary(ies) (member's designation)
- ♦ An Accidental Death Benefit (resulted from an accident on-the-job or while in military service) payable to an Eligible Beneficiary(ies) (defined in law)
- ♦ Ordinary Death Benefit: Need more than 90 days of service; benefit equal to three years' salary lump sum, plus a return of Accumulated Deductions (basic and additional)
- ♦ Accidental Death Benefit: A Pension equal to 50% of Final Compensation; plus a lump sum of Accumulated Deductions (basic and additional); plus a lump sum of ITHP
- ♦ Death Benefit for Vested Members: Need at least 10 years of Credited Service; 50% of death benefit in force at time of separation from service, plus a return of Accumulated Deductions (basic and additional)
- ♦ Heart Presumption: Diseases of the heart resulting in death presumed accidental; accidental benefit payable
- ♦ Eligible Beneficiaries may file for accidental death benefits if member's death deemed in connection with the World Trade Center tragedy on 9/11/01 provided certain criteria is met

20-YEAR, AGE-50 RETIREMENT PLAN FOR TBTA OFFICERS, SERGEANTS & LIEUTENANTS (2050I)

SERVICE RETIREMENT

- ♦ Participants may retire with 20 or more years of Allowable Service at age 50
- ♦ The Service Retirement Benefit is:
 - ♦ *For the first 20 years of Allowable Service: 50% of Final Average Salary (FAS), plus*
 - ♦ *For each additional year Allowable Service (up to a maximum of 30 years): 1.5% x FAS*
- ♦ Not eligible for service retirement with a deficiency in Additional Member Contributions (AMCs).

VESTED RETIREMENT

- ♦ No provision for Vesting. However, all Tier 2 members with at least 10 years of Credited Service are eligible for the Death Benefit for Vested Members (see below).

DISABILITY RETIREMENT

- ♦ Ordinary - must have ten or more years of Credited Service; Accidental – no minimum service, but disability resulted from an on-the-job accident
- ♦ Disability Retirement Benefit:
 - ♦ *Ordinary: 1.53% x FAS for each year after June 30, 1968; 1.20% x FAS for each year before July 1, 1968; plus ITHP; plus Accumulated Deductions; If eligible for service retirement, benefit = Service Retirement Benefit*
 - ♦ *Accidental: 75% of Final Compensation; plus ITHP; plus Accumulated Deductions; less 100% of Workers' Compensation payments for same injury*
- ♦ Members may file for disability benefits in connection with the World Trade Center tragedy on 9/11/01 provided certain criteria is met

DEATH BENEFITS

- ♦ An Ordinary Death Benefit (need not have been on-the-job) payable to a Designated Beneficiary(ies) (member's designation)
- ♦ An Accidental Death Benefit (resulted from an accident on-the-job or while in military service) payable to an Eligible Beneficiary(ies) (defined in law)
- ♦ Ordinary Death Benefit (Plan 2): 1-2 years of service = 1 year salary lump sum; 2-3 years of service = 2 years' salary lump sum; 3 or more years of service = 3 years' salary lump sum, plus a return of Accumulated Deductions, basic and additional (if less than 15 years of service). Retirees are eligible for a Post-Retirement Death Benefit.
- ♦ Accidental Death Benefit: A Pension equal to 50% of Final Compensation; plus a lump sum of Accumulated Deductions, basic and additional (if less than 15 years of service); plus a lump sum of ITHP; less 100% of Workers' Compensation payments for same injury
- ♦ Special Accidental Death Benefit (resulted from accident on-the-job or while in military service) payable to widow or widower or child under 18 (or 23 if student). A Pension equal to 50% of salary payable, minus Social Security benefits and 100% of Workers' Compensation payments for same injury
- ♦ Death Benefit for Vested Members: Need at least 10 years of Credited Service; 50% of death benefit in force at time of separation from service, plus a return of Accumulated Deductions, basic and additional (if less than 15 years of service).
- ♦ Eligible Beneficiaries may file for accidental death benefits if member's death deemed in connection with the World Trade Center tragedy on 9/11/01 provided certain criteria is met

25-YEAR RETIREMENT PLAN FOR DISTRICT ATTORNEY INVESTIGATORS (25IDA)

SERVICE RETIREMENT

- ♦ Participants are allowed to retire with 25 or more years of Credited Service regardless of age
- ♦ The Service Retirement Benefit is:
 - ♦ For the first 25 years of Credited Service: $55\% \times \text{Final Salary}$, plus
 - ♦ For each additional year (up to a maximum of 32): $1.70\% \times \text{Final Average Salary (FAS)}$
 - ♦ A Pension for excess Increased-Take-Home-Pay (ITHP) and an Annuity for Excess Contributions

VESTED RETIREMENT

- ♦ Need at least 15 but less than 25 years of Credited Service
- ♦ Benefit payable when member could have completed 25 years such service
- ♦ The Vested Retirement Benefit is:
 - ♦ $2.20\% \times \text{FAS} \times \text{each year of Credited Service}$

DISABILITY RETIREMENT

- ♦ Ordinary - must have ten or more years of Credited Service; Accidental – no minimum service, but disability resulted from an on-the-job accident
- ♦ Disability Retirement Benefit:
 - ♦ Ordinary: $1.53\% \times \text{FAS}$ for each year after June 30, 1968; $1.20\% \times \text{FAS}$ for each year before July 1, 1968; plus ITHP; plus Accumulated Deductions; if eligible for service retirement, benefit = Service Retirement Benefit
 - ♦ Accidental: 75% of Final Compensation; plus ITHP; plus Accumulated Deductions; less 100% of Workers' Compensation payments for same injury
- ♦ Members may file for disability benefits in connection with the World Trade Center tragedy on 9/11/01 provided certain criteria is met

DEATH BENEFITS

- ♦ An Ordinary Death Benefit (need not have been on-the-job) payable to a Designated Beneficiary(ies) (member's designation)
- ♦ An Accidental Death Benefit (resulted from an accident on-the-job or while in military service) payable to an Eligible Beneficiary(ies) (defined in law)
- ♦ Ordinary Death Benefit (Plan 2): 1-2 years of service = 1 year salary lump sum; 2-3 years of service = 2 years' salary lump sum; 3 or more years of service = 3 years' salary lump sum, plus a return of Accumulated Deductions. Retirees are eligible for a Post-Retirement Death Benefit.
- ♦ Accidental Death Benefit: A Pension equal to 50% of Final Compensation; plus a lump sum of Accumulated Deductions; plus a lump sum of ITHP; less 100% of Workers' Compensation payments for same injury
- ♦ Death Benefit for Vested Members: Need at least 10 years of Credited Service; 50% of death benefit in force at time of separation from service, plus a return of Accumulated Deductions.
- ♦ Eligible Beneficiaries may file for accidental death benefits if member's death deemed in connection with the World Trade Center tragedy on 9/11/01 provided certain criteria is met

20-YEAR RETIREMENT PLAN FOR DISTRICT ATTORNEY INVESTIGATORS (20IDA)

SERVICE RETIREMENT

- ♦ Participants may retire with credit for 20 or more years of Allowable Investigator of District Attorneys' Offices (IDA) Service
- ♦ The Service Retirement Benefit is:
 - ♦ For the first 20 years of Allowable IDA Service: 50% of Final Salary, plus
 - ♦ For each additional year of Allowable IDA Service: $1/60\text{th}$ of Average Compensation, plus
 - ♦ $75\% \times 1/60\text{th} \times \text{Final Compensation} \times \text{Credited Service on or after September 30, 1951}$, plus
 - ♦ $55\% \times 1/60\text{th} \times \text{Final Compensation} \times \text{Credited Service prior to October 1, 1951}$
 - ♦ A Pension for excess Increased-Take-Home-Pay (ITHP) and an Annuity for Excess Contributions
 - ♦ Benefit limited to 32 years

VESTED RETIREMENT

- ♦ Need at least 5 but less than 20 years of Allowable IDA Service
- ♦ Benefit payable when member could have reached 20 years of such service
- ♦ Vested Retirement Benefit is: 2.5% of Final Salary for each year of Allowable IDA Service

DISABILITY RETIREMENT

- ♦ Ordinary - must have ten or more years of Credited Service; Accidental – no minimum service, but disability resulted from an on-the-job accident
- ♦ Disability Retirement Benefit:
 - ♦ Ordinary: $1.53\% \times \text{FAS}$ for each year after June 30, 1968; $1.20\% \times \text{FAS}$ for each year before July 1, 1968; plus ITHP; plus Accumulated Deductions; if eligible for service retirement, benefit = Service Retirement Benefit
 - ♦ Accidental: 75% of Final Compensation; plus ITHP; plus Accumulated Deductions; less 100% of Workers' Compensation payments for same injury
- ♦ Members may file for disability benefits in connection with the World Trade Center tragedy on 9/11/01 provided certain criteria is met

DEATH BENEFITS

- ♦ An Ordinary Death Benefit (need not have been on-the-job) payable to a Designated Beneficiary(ies) (member's designation)
- ♦ An Accidental Death Benefit (resulted from an accident on-the-job or while in military service) payable to an Eligible Beneficiary(ies) (defined in law)
- ♦ Ordinary Death Benefit (Plan 2): 1-2 years of service = 1 year salary lump sum; 2-3 years of service = 2 years' salary lump sum; 3 or more years of service = 3 years' salary lump sum, plus a return of Accumulated Deductions. Retirees are eligible for a Post-Retirement Death Benefit.
- ♦ Accidental Death Benefit: A Pension equal to 50% of Final Compensation; plus a lump sum of Accumulated Deductions; plus a lump sum of ITHP; less 100% of Workers' Compensation payments for same injury
- ♦ Death Benefit for Vested Members: Need at least 10 years of Credited Service; 50% of death benefit in force at time of separation from service, plus a return of Accumulated Deductions.
- ♦ Eligible Beneficiaries may file for accidental death benefits if member's death deemed in connection with the World Trade Center tragedy on 9/11/01 provided certain criteria is met

25-YEAR RETIREMENT PLAN FOR DISPATCHERS (DIS-I)

SERVICE RETIREMENT

- ◆ Participants may retire with 25 or more years of Allowable Service as a Dispatcher Member
- ◆ The Service Retirement Benefit is:
 - ◆ An Annuity (the actuarial equivalent of contributions for the first 25 years of Allowable Service), plus
 - ◆ A Pension for Increased-Take-Home-Pay (ITHP) for the first 25 years, plus
 - ◆ A Pension, which when added to the Annuity and ITHP equals 50% of Final Average Salary (FAS), plus
 - ◆ 2% of FAS for each year beyond the first 25 years of Allowable Service (not to exceed five years)
 - ◆ A Pension for excess (ITHP) and an Annuity for Excess Contributions

VESTED RETIREMENT

- ◆ No provision for Vesting. However, all Tier 2 members with at least 10 years of Credited Service are eligible for the Death Benefit for Vested Members (see below).

DISABILITY RETIREMENT

- ◆ Ordinary - must have ten or more years of Credited Service; Accidental – no minimum service, but disability resulted from an on-the-job accident
- ◆ Disability Retirement Benefit:
 - ◆ Ordinary: $1.53\% \times \text{FAS}$ for each year after June 30, 1968; $1.20\% \times \text{FAS}$ for each year before July 1, 1968; plus ITHP; plus Accumulated Deductions; if eligible for service retirement, benefit = Service Retirement Benefit
 - ◆ Accidental: 75% of Final Compensation; plus ITHP; plus Accumulated Deductions; less 100% of Workers' Compensation payments for same injury
- ◆ Members may file for disability benefits in connection with the World Trade Center tragedy on 9/11/01 provided certain criteria is met

DEATH BENEFITS

- ◆ An Ordinary Death Benefit (need not have been on-the-job) payable to a Designated Beneficiary(ies) (member's designation)
- ◆ An Accidental Death Benefit (resulted from an accident on-the-job or while in military service) payable to an Eligible Beneficiary(ies) (defined in law)
- ◆ Ordinary Death Benefit (Plan 2): 1-2 years of service = 1 year salary lump sum; 2-3 years of service = 2 years' salary lump sum; 3 or more years of service = 3 years' salary lump sum, plus a return of Accumulated Deductions, basic and additional (if less than 15 years of service). Retirees are eligible for a Post-Retirement Death Benefit.
- ◆ Accidental Death Benefit: A Pension equal to 50% of Final Compensation; plus a lump sum of Accumulated Deductions, basic and additional (if less than 15 years of service); plus a lump sum of ITHP; less 100% of Workers' Compensation payments for same injury
- ◆ Death Benefit for Vested Members: Need at least 10 years of Credited Service; 50% of death benefit in force at time of separation from service, plus a return of Accumulated Deductions, basic and additional (if less than 15 years of service).
- ◆ Eligible Beneficiaries may file for accidental death benefits if member's death deemed in connection with the World Trade Center tragedy on 9/11/01 provided certain criteria is met

25-YEAR RETIREMENT PLAN FOR EMERGENCY MEDICAL TECHNICIANS (EMT-I)

SERVICE RETIREMENT

- ◆ Participants may retire with 25 or more years of Allowable Service as an EMT Member
- ◆ The Service Retirement Benefit is:
 - ◆ An Annuity (the actuarial equivalent of contributions for the first 25 years of Allowable Service), plus
 - ◆ A Pension for Increased-Take-Home-Pay (ITHP) for the first 25 years, plus
 - ◆ A Pension, which when added to the Annuity and ITHP equals 50% of Final Average Salary (FAS), plus
 - ◆ 2% of FAS for each year beyond the first 25 years of Allowable Service (not to exceed five years)
 - ◆ A Pension for excess ITHP and an Annuity for Excess Contributions

VESTED RETIREMENT

- ◆ No provision for Vesting. However, all Tier 2 members with at least 10 years of Credited Service are eligible for the Death Benefit for Vested Members (see below).

DISABILITY RETIREMENT

- ◆ Ordinary - must have ten or more years of Credited Service; Accidental – no minimum service, but disability resulted from an on-the-job accident
- ◆ Disability Retirement Benefit:
 - ◆ Ordinary: $1.53\% \times \text{FAS}$ for each year after June 30, 1968; $1.20\% \times \text{FAS}$ for each year before July 1, 1968; plus ITHP; plus Accumulated Deductions; if eligible for service retirement, benefit = Service Retirement Benefit
 - ◆ Accidental: 75% of Final Compensation; plus ITHP; plus Accumulated Deductions; less 100% of Workers' Compensation payments for same injury
- ◆ Heart Presumption: Diseases of the heart resulting in disability presumed line-of-duty; accidental benefit payable
- ◆ HAT Presumption: HIV, tuberculosis or hepatitis resulting in disability presumed line-of-duty; accidental benefit payable
- ◆ Members may file for disability benefits in connection with the World Trade Center tragedy on 9/11/01 provided certain criteria is met

DEATH BENEFITS

- ◆ An Ordinary Death Benefit (need not have been on-the-job) payable to a Designated Beneficiary(ies) (member's designation)
- ◆ An Accidental Death Benefit (resulted from an accident on-the-job or while in military service) payable to an Eligible Beneficiary(ies) (defined in law)
- ◆ Ordinary Death Benefit (Plan 2): 1-2 years of service = 1 year salary lump sum; 2-3 years of service = 2 years' salary lump sum; 3 or more years of service = 3 years' salary lump sum, plus a return of Accumulated Deductions, basic and additional (if less than 15 years of service). Retirees are eligible for a Post-Retirement Death Benefit.
- ◆ Accidental Death Benefit: A Pension equal to 50% of Final Compensation; plus a lump sum of Accumulated Deductions, basic and additional (if less than 15 years of service); plus a lump sum of ITHP; less 100% of Workers' Compensation payments for same injury
- ◆ Special Accidental Death Benefit (resulted from accident on-the-job or while in military service) payable to widow or widower or child under 18 (or 23 if student). A Pension equal to 50% of salary payable, minus Social Security benefits and 100% of Workers' Compensation payments for same injury
- ◆ Heart Presumption: Diseases of the heart resulting in death presumed line-of-duty; accidental benefit payable
- ◆ Death Benefit for Vested Members: Need at least 10 years of Credited Service; 50% of death benefit in force at time of separation from service, plus a return of Accumulated Deductions, basic and additional (if less than 15 years of service).
- ◆ Eligible Beneficiaries may file for accidental death benefits if member's death deemed in connection with the World Trade Center tragedy on 9/11/01 provided certain criteria is met

25-YEAR RETIREMENT PLAN FOR NYC DEPUTY SHERIFFS (DSH-I)

SERVICE RETIREMENT

- ♦ Participants may retire after having credit for 25 or more years of Credited Service regardless of age
- ♦ The Service Retirement Benefit is:
 - ♦ An Annuity (the actuarial equivalent of contributions for the first 25 years of Credited Service), plus
 - ♦ A Pension for Increased-Take-Home-Pay (ITHP) for the first 25 years, plus
 - ♦ A Pension, which when added to the Annuity and ITHP equals 55% of Final Average Salary (FAS), plus
 - ♦ 1.7% of FAS for each year beyond the first 25 years of Credited Service (not to exceed five years)
 - ♦ A Pension for excess ITHP and an Annuity for Excess Contributions

VESTED RETIREMENT

- ♦ No provision for Vesting. However, all Tier 2 members with at least 10 years of Credited Service are eligible for the Death Benefit for Vested Members (see below).

DISABILITY RETIREMENT

- ♦ Ordinary - must have ten or more years of Credited Service; Accidental – no minimum service, but disability resulted from an on-the-job accident
- ♦ Disability Retirement Benefit:
 - ♦ Ordinary: 1.53% x FAS for each year after June 30, 1968; 1.20% x FAS for each year before July 1, 1968; plus ITHP; plus Accumulated Deductions; if eligible for service retirement, benefit = Service Retirement Benefit
 - ♦ Accidental: 75% of Final Compensation; plus ITHP; plus Accumulated Deductions; less 100% of Workers' Compensation payments for same injury
- ♦ Members may file for disability benefits in connection with the World Trade Center tragedy on 9/11/01 provided certain criteria is met

DEATH BENEFITS

- ♦ An Ordinary Death Benefit (need not have been on-the-job) payable to a Designated Beneficiary(ies) (member's designation)
- ♦ An Accidental Death Benefit (resulted from an accident on-the-job or while in military service) payable to an Eligible Beneficiary(ies) (defined in law)
- ♦ Ordinary Death Benefit (Plan 2): 1-2 years of service = 1 year salary lump sum; 2-3 years of service = 2 years' salary lump sum; 3 or more years of service = 3 years' salary lump sum, plus a return of Accumulated Deductions, basic and additional (if less than five years of service). Retirees are eligible for a Post-Retirement Death Benefit.
- ♦ Accidental Death Benefit: A Pension equal to 50% of Final Compensation; plus a lump sum of Accumulated Deductions, basic and additional (if less than five years of service); plus a lump sum of ITHP; less 100% of Workers' Compensation payments for same injury
- ♦ Death Benefit for Vested Members: Need at least 10 years of Credited Service; 50% of death benefit in force at time of separation from service, plus a return of Accumulated Deductions, basic and additional (if less than five years of service).
- ♦ Eligible Beneficiaries may file for accidental death benefits if member's death deemed in connection with the World Trade Center tragedy on 9/11/01 provided certain criteria is met

25-YEAR/AGE-50 RETIREMENT PLAN FOR AUTOMOTIVE WORKERS (AUT-I)

SERVICE RETIREMENT

- ♦ Participants with 25 or more years of Credited Service may retire at age 50
- ♦ The Service Retirement Benefit is:
 - ♦ An Annuity (the actuarial equivalent of contributions for the first 25 years of Credited Service), plus
 - ♦ A Pension for Increased-Take-Home-Pay (ITHP) for the first 25 years, plus
 - ♦ A Pension, which when added to the Annuity and ITHP equals 50% of Final Average Salary (FAS), plus
 - ♦ 2% of FAS for each year beyond the first 25 years of Credited Service (not to exceed five years)
 - ♦ A Pension for excess ITHP and an Annuity for Excess Contributions

VESTED RETIREMENT

- ♦ No provision for Vesting. However, all Tier 2 members with at least 10 years of Credited Service are eligible for the Death Benefit for Vested Members (see below).

DISABILITY RETIREMENT

- ♦ Ordinary - must have ten or more years of Credited Service; Accidental – no minimum service, but disability resulted from an on-the-job accident
- ♦ Disability Retirement Benefit:
 - ♦ Ordinary: 1.53% x FAS for each year after June 30, 1968; 1.20% x FAS for each year before July 1, 1968; plus ITHP; plus Accumulated Deductions; if eligible for service retirement, benefit = Service Retirement Benefit
 - ♦ Accidental: 75% of Final Compensation; plus ITHP; plus Accumulated Deductions; less 100% of Workers' Compensation payments for same injury
- ♦ Members may file for disability benefits in connection with the World Trade Center tragedy on 9/11/01 provided certain criteria is met

DEATH BENEFITS

- ♦ An Ordinary Death Benefit (need not have been on-the-job) payable to a Designated Beneficiary(ies) (member's designation)
- ♦ An Accidental Death Benefit (resulted from an accident on-the-job or while in military service) payable to an Eligible Beneficiary(ies) (defined in law)
- ♦ Ordinary Death Benefit (Plan 2): 1-2 years of service = 1 year salary lump sum; 2-3 years of service = 2 years' salary lump sum; 3 or more years of service = 3 years' salary lump sum, plus a return of Accumulated Deductions, basic and additional (if less than five years of service). Retirees are eligible for a Post-Retirement Death Benefit.
- ♦ Accidental Death Benefit: A Pension equal to 50% of Final Compensation; plus a lump sum of Accumulated Deductions, basic and additional (if less than five years of service); plus a lump sum of ITHP; less 100% of Workers' Compensation payments for same injury
- ♦ Death Benefit for Vested Members: Need at least 10 years of Credited Service; 50% of death benefit in force at time of separation from service, plus a return of Accumulated Deductions, basic and additional (if less than five years of service).
- ♦ Eligible Beneficiaries may file for accidental death benefits if member's death deemed in connection with the World Trade Center tragedy on 9/11/01 provided certain criteria is met

25-YEAR RETIREMENT PLAN FOR SPECIAL OFFICERS (SPO-I)

SERVICE RETIREMENT

- ♦ Participants may retire with 25 or more years of Allowable Service as a Special Officer regardless of age
- ♦ The Service Retirement Benefit is:
 - ♦ An Annuity (the actuarial equivalent of contributions for the first 25 years of Allowable Service), plus
 - ♦ A Pension for Increased-Take-Home-Pay (ITHP) for the first 25 years, plus
 - ♦ A Pension, which when added to the Annuity and ITHP equals 50% of Final Average Salary (FAS), plus
 - ♦ 2% of FAS for each year beyond the first 25 years of Allowable Service (not to exceed five years)
 - ♦ A Pension for excess ITHP and an Annuity for Excess Contributions

VESTED RETIREMENT

- ♦ No provision for Vesting. However, all Tier 2 members with at least 10 years of Credited Service are eligible for the Death Benefit for Vested Members (see below).

DISABILITY RETIREMENT

- ♦ Ordinary - must have ten or more years of Credited Service; Accidental – no minimum service, but disability resulted from an on-the-job accident
- ♦ Disability Retirement Benefit:
 - ♦ Ordinary: $1.53\% \times FAS$ for each year after June 30, 1968; $1.20\% \times FAS$ for each year before July 1, 1968; plus ITHP; plus Accumulated Deductions; if eligible for service retirement, benefit = Service Retirement Benefit
 - ♦ Accidental: 75% of Final Compensation; plus ITHP; plus Accumulated Deductions; less 100% of Workers' Compensation payments for same injury
- ♦ Members may file for disability benefits in connection with the World Trade Center tragedy on 9/11/01 provided certain criteria is met

DEATH BENEFITS

- ♦ An Ordinary Death Benefit (need not have been on-the-job) payable to a Designated Beneficiary(ies) (member's designation)
- ♦ An Accidental Death Benefit (resulted from an accident on-the-job or while in military service) payable to an Eligible Beneficiary(ies) (defined in law)
- ♦ Ordinary Death Benefit (Plan 2): 1-2 years of service = 1 year salary lump sum; 2-3 years of service = 2 years' salary lump sum; 3 or more years of service = 3 years' salary lump sum, plus a return of Accumulated Deductions, basic and additional (if less than 15 years of service). Retirees are eligible for a Post-Retirement Death Benefit.
- ♦ Accidental Death Benefit: A Pension equal to 50% of Final Compensation; plus a lump sum of Accumulated Deductions, basic and additional (if less than 15 years of service); plus a lump sum of ITHP; less 100% of Workers' Compensation payments for same injury
- ♦ Death Benefit for Vested Members: Need at least 10 years of Credited Service; 50% of death benefit in force at time of separation from service, plus a return of Accumulated Deductions, basic and additional (if less than 15 years of service).
- ♦ Eligible Beneficiaries may file for accidental death benefits if member's death deemed in connection with the World Trade Center tragedy on 9/11/01 provided certain criteria is met

25-YEAR RETIREMENT PLAN FOR POLICE COMMUNICATION OPERATORS (911)

SERVICE RETIREMENT

- ♦ Participants with 25 or more years of Credited Service may retire regardless of age
- ♦ The Service Retirement Benefit is:
 - ♦ An Annuity (the actuarial equivalent of contributions for the first 25 years of Credited Service), plus
 - ♦ A Pension for Increased-Take-Home-Pay (ITHP) for the first 25 years, plus
 - ♦ A Pension, which when added to the Annuity and ITHP equals 50% of Final Average Salary (FAS), plus
 - ♦ 2% of FAS for each year beyond the first 25 years of Credited Service (not to exceed five years)
 - ♦ A Pension for excess ITHP and an Annuity for Excess Contributions

VESTED RETIREMENT

- ♦ No provision for Vesting. However, all Tier 2 members with at least 10 years of Credited Service are eligible for the Death Benefit for Vested Members (see below).

DISABILITY RETIREMENT

- ♦ Ordinary - must have ten or more years of Credited Service; Accidental – no minimum service, but disability resulted from an on-the-job accident
- ♦ Disability Retirement Benefit:
 - ♦ Ordinary: $1.53\% \times FAS$ for each year after June 30, 1968; $1.20\% \times FAS$ for each year before July 1, 1968; plus ITHP; plus Accumulated Deductions; if eligible for service retirement, benefit = Service Retirement Benefit
 - ♦ Accidental: 75% of Final Compensation; plus ITHP; plus Accumulated Deductions; less 100% of Workers' Compensation payments for same injury
- ♦ Members may file for disability benefits in connection with the World Trade Center tragedy on 9/11/01 provided certain criteria is met

DEATH BENEFITS

- ♦ An Ordinary Death Benefit (need not have been on-the-job) payable to a Designated Beneficiary(ies) (member's designation)
- ♦ An Accidental Death Benefit (resulted from an accident on-the-job or while in military service) payable to an Eligible Beneficiary(ies) (defined in law)
- ♦ Ordinary Death Benefit (Plan 2): 1-2 years of service = 1 year salary lump sum; 2-3 years of service = 2 years' salary lump sum; 3 or more years of service = 3 years' salary lump sum, plus a return of Accumulated Deductions, basic and additional (if less than five years of service). Retirees are eligible for a Post-Retirement Death Benefit.
- ♦ Accidental Death Benefit: A Pension equal to 50% of Final Compensation; plus a lump sum of Accumulated Deductions, basic and additional (if less than 5 years of service); plus a lump sum of ITHP; less 100% of Workers' Compensation payments for same injury
- ♦ Death Benefit for Vested Members: Need at least 10 years of Credited Service; 50% of death benefit in force at time of separation from service, plus a return of Accumulated Deductions, basic and additional (if less than five years of service).
- ♦ Eligible Beneficiaries may file for accidental death benefits if member's death deemed in connection with the World Trade Center tragedy on 9/11/01 provided certain criteria is met

TIER 2 RETIREMENT OPTIONS

MAXIMUM RETIREMENT ALLOWANCE

If a member, upon retirement, does not elect one of the options listed below, his or her benefit will be paid as a Maximum Retirement Allowance payable in monthly installments throughout his or her life, with all payments ceasing at death.

OPTION 1: RETURN OF ANNUITY RESERVE

Option 1 provides the pensioner with a reduced monthly lifetime allowance. If the pensioner dies before the Annuity portion of his or her payments equal the total value of the Annuity reserve set aside to pay his or her Annuity on the date of retirement, the balance is paid to the designated beneficiary in either a lump sum or monthly payments. Option 1 cannot be elected for the ITHP or Pension portions of the retirement allowance. More than one beneficiary may be named and the beneficiary(ies) may be changed at any time.

OPTION 2: 100% JOINT-AND-SURVIVOR

The pensioner receives a reduced monthly lifetime allowance. When the pensioner dies, the surviving beneficiary receives 100% of the reduced monthly allowance for life. Only one beneficiary may be named, and the beneficiary may not be changed once named and the option is in effect.

OPTION 3: 50% JOINT-AND-SURVIVOR

The pensioner receives a reduced monthly lifetime allowance. When the pensioner dies, the surviving beneficiary receives 50% of the reduced monthly allowance for life. Only one beneficiary may be named, and the beneficiary may not be changed once named and the option is in effect.

OPTIONS 4-2 AND 4-3: POP-UP JOINT-AND-SURVIVOR OPTIONS

These options are variations of Options 2 and 3. The pensioner receives a reduced monthly lifetime allowance under either a 100% or 50% joint-and-survivor arrangement, but if the beneficiary dies before the pensioner, the pensioner's benefit "pops-up," that is, it automatically becomes the Maximum Retirement Allowance, and all payments cease at death.

OPTION 4: LUMP-SUM PAYMENT

The pensioner receives a reduced monthly lifetime allowance. When the pensioner dies, the surviving beneficiary(ies) receives a limited lump-sum payment specified by the pensioner at the time he or she chose this option. More than one beneficiary can be named and the beneficiary(ies) can be changed at any time.

**OPTION 4:
CONTINUING BENEFIT**

The pensioner receives a reduced monthly lifetime benefit with the provision that when he or she dies, a percentage of the reduced monthly benefit or a specific dollar amount will continue to be paid to the beneficiary. Only one beneficiary may be named, and the beneficiary may not be changed once named and the option is in effect.

**OPTION 4-4:
CONTINUING BENEFIT WITH POP-UP**

The pensioner receives a reduced monthly lifetime benefit with the provision that when he or she dies, a percentage of the reduced monthly benefit or a specific dollar amount will continue to be paid to the beneficiary. Only one beneficiary may be named, and the beneficiary may not be changed once named and the option is in effect. If the beneficiary predeceases the pensioner, the pensioner's benefit "pops up," that is, it automatically becomes the Maximum Retirement Allowance, and all payments cease at death.

NOTE: A pensioner may elect to receive any form of payment that is the actuarial equivalent of their Maximum Retirement Allowance, as certified by NYCERS' Chief Actuary and approved by the Board of Trustees.

OPTION 5 (FIVE-YEAR CERTAIN)

The pensioner receives a reduced monthly lifetime benefit. If the pensioner dies within five years from the date of retirement having designated only one primary beneficiary, the reduced monthly retirement benefit will continue to be paid to the designated primary beneficiary for the unexpired balance of the five-year period. In the event of the death of the primary beneficiary after such beneficiary has begun to receive payment, the unexpended benefit will be paid in a lump sum to the contingent beneficiary or, if no contingent beneficiary exists, to the estate of the primary beneficiary.

If multiple primaries have been designated, the unexpended benefit will be paid in a lump sum divided equally to the surviving primary beneficiaries. In the event that all primary beneficiaries predecease the pensioner, then upon the death of the pensioner the unexpended benefit will be paid in a lump sum divided equally to the surviving contingent beneficiaries. If all beneficiaries predecease the pensioner, the unexpended benefit will be paid in a lump sum to the pensioner's estate. If the pensioner dies later than five years following the effective retirement date, all retirement allowance payments will cease.

The pensioner may change the beneficiary(ies) any time within the five-year period.

OPTION 6 (TEN-YEAR CERTAIN)

The pensioner receives a reduced monthly lifetime benefit. If the pensioner dies within ten years from the date of retirement having designated only one primary beneficiary, the reduced monthly retirement benefit will continue to be paid to the designated primary beneficiary for the unexpired balance of the ten-year period. In the event of the death of the primary beneficiary after such beneficiary has begun to receive payment, the unexpended benefit will be paid in a lump sum to the contingent beneficiary or, if no contingent beneficiary exists, to the estate of the primary beneficiary.

If multiple primaries have been designated, the unexpended benefit will be paid in a lump sum divided equally to the surviving primary beneficiaries. In the event that all primary beneficiaries predecease the pensioner, then

upon the death of the pensioner the unexpended benefit will be paid in a lump sum divided equally to the surviving contingent beneficiaries. If all beneficiaries predecease the pensioner, the unexpended benefit will be paid in a lump sum to the pensioner's estate. If the pensioner dies later than ten years following the effective retirement date, all retirement allowance payments will cease.

The pensioner may change the beneficiary(ies) any time within the ten-year period.

SPLIT OPTION

Under certain circumstances, you may split your retirement allowance and receive payment of your Pension Reserve (City portion and ITHP) and your Annuity Reserve (your accumulated salary deductions) under different options. If you wish to elect a split option, NYCERS will supply you with figures and the necessary forms, upon request.

RETIREMENT PLAN FOR GENERAL MEMBERS

SERVICE RETIREMENT

- ♦ May retire with an unreduced benefit at age 62 and as early as age 55, with a reduced benefit
- ♦ Service Retirement Benefit is:
 - ♦ *Less than 20 years of Credited Service: 1.67% x each year of Credited Service x Final Average Salary (FAS)*
 - ♦ *20 or more years of Credited Service: 2% x each year of Credited Service x FAS*
- ♦ Benefit is reduced by 50% of your Primary Social Security Benefit (PSSB) beginning at age 62
- ♦ Post-retirement escalations depending on age you retire

VESTED RETIREMENT

- ♦ A member with five or more years of Credited Service at age 62 may receive an unreduced vested retirement benefit or the member may elect to receive a reduced benefit prior to age 62, as early as age 55
- ♦ Benefit calculation same as service retirement benefit calculation

DISABILITY RETIREMENT

- ♦ May receive an Ordinary Disability Benefit (ODB) or Accidental Disability Benefit (ADB)
- ♦ ODB: If you have at least five years of service and deemed disabled by the Social Security Administration the ODB is equal to the greater of one-third of FAS or 2% x Credited Service x FAS (both are reduced by 50% of the PSSB & 100% of Workers' Compensation payments for same injury)
- ♦ ADB: Eligible if your disability is deemed to be the result of an accidental injury sustained in the performance of duty. The benefit is 60% of FAS minus 50% of the PSSB and 100% of Workers' Compensation payments for same injury.
- ♦ Members may file for disability benefits in connection with the World Trade Center tragedy on 9/11/01

DEATH BENEFITS

- ♦ An Ordinary Death Benefit (need not have been on-the-job) payable to a Designated Beneficiary(ies) (member's designation)
- ♦ An Accidental Death Benefit (resulted from an accident on-the-job or while in military service) payable to an Eligible Beneficiary(ies) (defined in law)
- ♦ Ordinary Death Benefit (Plan 2): 1-2 years of service = 1 year salary lump sum; 2-3 years of service = 2 years' salary lump sum; 3 or more years of service = 3 years' salary lump sum. A return of Basic Member Contributions included. Retirees are eligible for a Post-Retirement Death Benefit.
- ♦ Accidental Death Benefit: A Pension equal to 50% of salary payable, plus a return of Accumulated Deductions
- ♦ Death Benefit for Vested Members: Need at least 10 years of Credited Service; 50% of death benefit in force at time of separation from service. A return of Basic Member Contributions included.
- ♦ Eligible Beneficiaries may file for accidental death benefits if member's death deemed in connection with the World Trade Center tragedy on 9/11/01 provided certain criteria is met

UNIFORMED CORRECTION FORCE 25 - YEAR PLAN

SERVICE RETIREMENT

- ♦ Correction Officers appointed after July 27, 1976 can retire after 25 years of Credited Service without regard to age, and without a benefit reduction due to retirement prior to age 62
- ♦ The Service Retirement Benefit is 50% of your Final Average Salary (FAS)

VESTED RETIREMENT

- ♦ There is no Vesting provision with this plan; however, members may vest under the basic Tier 3 vesting provisions (See "Retirement Plan for General Members") and are eligible for the Death Benefit for Vested Members if they have 10 or more years of Credited Service (see below)

DISABILITY RETIREMENT

- ♦ May receive an Ordinary Disability Benefit (ODB), special disability benefit, performance of duty disability benefit or Accidental Disability Benefit (ADB)
- ♦ ODB: See "Retirement Plan for General Members"
- ♦ Special Disability Benefit (RSSL §507-a): Eligible with 10 or more years of Credited Service. The Benefit is equal to one-third of your FAS or 1.67% x each year of Credited Service x FAS. If eligible for service retirement, the benefit will be equal to the service retirement benefit if greater.
- ♦ Performance of Duty Disability Benefit: Eligible if your disability is deemed to be the result of an accidental injury sustained in the performance of duty, by an act of an inmate; 75% of FAS payable minus 100% of Workers' Compensation payments for same injury.
- ♦ ADB: See "Retirement Plan for General Members"
- ♦ Heart Presumption: Diseases of the heart resulting in disability presumed line-of-duty; 75% of FAS payable minus 100% of Workers' Compensation payments for same injury
- ♦ HAT Presumption: HIV, tuberculosis or hepatitis resulting in disability presumed line-of-duty; 75% of FAS payable minus 100% of Workers' Compensation payments for same injury
- ♦ Members may file for disability benefits in connection with the World Trade Center tragedy on 9/11/01

DEATH BENEFITS

- ♦ An Ordinary Death Benefit (need not have been on-the-job) payable to a Designated Beneficiary(ies) (member's designation)
- ♦ An Accidental Death Benefit (resulted from an accident on-the-job or while in military service) payable to an Eligible Beneficiary(ies) (defined in law)
- ♦ Ordinary Death Benefit: members with more than 90 days of service will receive a death benefit equal to three years' salary lump sum, plus a return of Basic Member Contributions
- ♦ Accidental Death Benefit: A Pension equal to 50% of salary payable
- ♦ Special Accidental Death Benefit (resulted from accident on-the-job or while in military service) payable to widow or widower or child under 18 (or 23 if student). A Pension equal to 50% of salary payable, minus Social Security benefits and 100% of Workers' Compensation payments for same injury
- ♦ Death Benefit for Vested Members: Need at least 10 years of Credited Service; 50% of death benefit in force at time of separation from service, plus a return of Basic Member Contributions
- ♦ Heart Presumption: Diseases of the heart resulting in death presumed accidental; accidental benefit payable
- ♦ Eligible Beneficiaries may file for accidental death benefits if member's death deemed in connection with the World Trade Center tragedy on 9/11/01 provided certain criteria is met

UNIFORMED CORRECTION OFFICER 20 - YEAR RETIREMENT PLAN (CO-20)

SERVICE RETIREMENT

- ♦ May retire with 20 or more years of Credited Service or Allowable Correction Service (ACS) (type of service you need depends on when you became a member), without regard to age.
- ♦ The Service Retirement Benefit is:
 - ♦ For the first 20 years of Credited Service or ACS: 50% of FAS
 - ♦ For all years of Credited Service or ACS, other than the first 20 years of such service, $1.67\% \times \text{years of service} \times \text{FAS}$ (not to exceed 30 years)
- ♦ Not eligible for service retirement with a deficiency in Additional Member Contributions (AMCs).

VESTED RETIREMENT

- ♦ Must have at least five years of Credited Service or ACS, but less than 20 years of such service
- ♦ Benefit payable on the earliest date the member could have retired with 20 years of Credited Service or ACS
- ♦ The Vested Retirement Benefit is: $2.5\% \times \text{years of service} \times \text{FAS}$
- ♦ Not eligible for vested retirement with a deficiency in AMCs.

DISABILITY RETIREMENT

- ♦ May receive an Ordinary Disability Benefit (ODB), special disability benefit, performance of duty disability benefit or Accidental Disability Benefit (ADB)
- ♦ ODB: See "Retirement Plan for General Members"
- ♦ Special Disability Benefit: Eligible with 10 or more years of Credited Service; benefit = $1/3$ of FAS or $1.67\% \times$ each year of Credited Service \times FAS. If eligible for service retirement, benefit = Service Retirement Benefit.
- ♦ Performance of Duty Disability: Eligible if your disability is deemed to be the result of an injury sustained in the performance of duty by an act of an inmate; 75% of FAS payable minus 100% of Workers' Compensation payments for same injury
- ♦ ADB: See "Retirement Plan for General Members"
- ♦ Heart Presumption: Diseases of the heart resulting in disability presumed line-of-duty; 75% of FAS payable minus 100% of Workers' Compensation payments for same injury
- ♦ HAT Presumption: HIV, tuberculosis or hepatitis resulting in disability presumed line-of-duty; 75% of FAS payable minus 100% of Workers' Compensation payments for same injury
- ♦ Members may file for disability benefits in connection with the World Trade Center tragedy on 9/11/01

DEATH BENEFITS

- ♦ An Ordinary Death Benefit (need not have been on-the-job) payable to a Designated Beneficiary(ies) (member's designation)
- ♦ An Accidental Death Benefit (resulted from an accident on-the-job or while in military service) payable to an Eligible Beneficiary(ies) (defined in law)
- ♦ Ordinary Death Benefit: members with more than 90 days of service will receive a death benefit equal to three years' salary lump sum, plus a return of Accumulated Deductions, basic and additional
- ♦ Accidental Death Benefit: A Pension equal to 50% of salary payable, plus a return of Additional Member Contributions
- ♦ Special Accidental Death Benefit (resulted from accident on-the-job or while in military service) payable to widow or widower or child under 18 (or 23 if student). A Pension equal to 50% of salary payable, minus Social Security benefits and 100% of Workers' Compensation payments for same injury
- ♦ Death Benefit for Vested Members: Need at least 10 years of Credited Service; 50% of death benefit in force at time of separation from service, plus a return of Accumulated Deductions, basic and additional
- ♦ Heart Presumption: Diseases of the heart resulting in death presumed accidental; accidental benefit payable
- ♦ Eligible Beneficiaries may file for accidental death benefits if member's death deemed in connection with the World Trade Center tragedy on 9/11/01 provided certain criteria is met

CORRECTION CAPTAIN 20 - YEAR RETIREMENT PLAN (CC-20)

SERVICE RETIREMENT

- ♦ May retire with 20 or more years of Credited Service or Allowable Correction Service (ACS) (type of service you need depends on when you became a member), without regard to age.
- ♦ The Service Retirement Benefit is:
 - ♦ For the first 20 years of Credited Service or ACS: 50% of FAS
 - ♦ For all years of Credited Service or ACS, other than the first 20 years of such service, $1.67\% \times \text{years of service} \times \text{FAS}$ (not to exceed 30 years)

VESTED RETIREMENT

- ♦ Must have at least five years of Credited Service or ACS, but less than 20 years of such service
- ♦ Benefit payable on the earliest date the member could have retired with 20 years of Credited Service or ACS
- ♦ The Vested Retirement Benefit is: $2.5\% \times \text{years of service} \times \text{FAS}$

DISABILITY RETIREMENT

- ♦ May receive an Ordinary Disability Benefit (ODB), special disability benefit, performance of duty disability benefit or Accidental Disability Benefit (ADB)
- ♦ ODB: See "Retirement Plan for General Members"
- ♦ Special Disability Benefit: Eligible with 10 or more years of Credited Service; benefit = $1/3$ of FAS or $1.67\% \times$ each year of Credited Service \times FAS. If eligible for service retirement, benefit = Service Retirement Benefit.
- ♦ Performance of Duty Disability Benefit: Eligible if your disability is deemed to be the result of an injury sustained in the performance of duty by an act of an inmate; 75% of FAS payable minus 100% of Workers' Compensation payments for same injury
- ♦ ADB: See "Retirement Plan for General Members"
- ♦ Heart Presumption: Diseases of the heart resulting in disability presumed line-of-duty; 75% of FAS payable minus 100% of Workers' Compensation payments for same injury
- ♦ HAT Presumption: HIV, tuberculosis or hepatitis resulting in disability presumed line-of-duty; 75% of FAS payable minus 100% of Workers' Compensation payments for same injury
- ♦ Members may file for disability benefits in connection with the World Trade Center tragedy on 9/11/01

DEATH BENEFITS

- ♦ An Ordinary Death Benefit (need not have been on-the-job) payable to a Designated Beneficiary(ies) (member's designation)
- ♦ An Accidental Death Benefit (resulted from an accident on-the-job or while in military service) payable to an Eligible Beneficiary(ies) (defined in law)
- ♦ Ordinary Death Benefit: members with more than 90 days of service will receive a death benefit equal to three years' salary lump sum, plus a return of Accumulated Deductions, basic and additional
- ♦ Accidental Death Benefit: A pension equal to 50% of salary payable, plus a return of Additional Member Contributions
- ♦ Special Accidental Death Benefit (resulted from accident on-the-job or while in military service) payable to widow or widower or child under 18 (or 23 if student). A Pension equal to 50% of salary payable, minus Social Security benefits and 100% of Workers' Compensation payments for same injury
- ♦ Death Benefit for Vested Members: Need at least 10 years of Credited Service; 50% of death benefit in force at time of separation from service, plus a return of Accumulated Deductions, basic and additional
- ♦ Heart Presumption: Diseases of the heart resulting in death presumed accidental; accidental benefit payable
- ♦ Eligible Beneficiaries may file for accidental death benefits if member's death deemed in connection with the World Trade Center tragedy on 9/11/01 provided certain criteria is met

UNIFORMED CORRECTION FORCE 20 - YEAR RETIREMENT PLAN (CF-20)

SERVICE RETIREMENT

- ♦ May retire with 20 or more years of Allowable Correction Service (ACS), without regard to age
- ♦ The Service Retirement Benefit is:
 - ♦ *For the first 20 years of ACS: 50% of Final Average Salary (FAS)*
 - ♦ *For all years of ACS other than the first 20 years of such service: 1.67% of FAS times years of such service (not to exceed 30 years)*

VESTED RETIREMENT

- ♦ Must have at least five years of ACS, but less than 20 years of such service
- ♦ Benefit payable on the earliest date the member could have retired with 20 years of ACS
- ♦ The Vested Retirement Benefit is: 2.5% of FAS for each year of ACS

DISABILITY RETIREMENT

- ♦ May receive an Ordinary Disability Benefit (ODB), special disability benefit, performance of duty disability benefit or Accidental Disability Benefit (ADB)
- ♦ ODB: See "Retirement Plan for General Members"
- ♦ Special Disability Benefit: Eligible with 10 or more years of Credited Service; benefit = 1/3 of FAS or 1.67% x each year of Credited Service x FAS. If eligible for service retirement, benefit = Service Retirement Benefit.
- ♦ Performance of Duty Disability Benefit: Eligible if your disability is deemed to be the result of an injury sustained in the performance of duty by an act of an inmate; 75% of FAS payable minus 100% of Workers' Compensation payments for same injury
- ♦ ADB: See "Retirement Plan for General Members"
- ♦ Heart Presumption: Diseases of the heart resulting in disability presumed line-of-duty; 75% of FAS payable minus 100% of Workers' Compensation payments for same injury
- ♦ HAT Presumption: HIV, tuberculosis or hepatitis resulting in disability presumed line-of-duty; 75% of FAS payable minus 100% of Workers' Compensation payments for same injury
- ♦ Members may file for disability benefits in connection with the World Trade Center tragedy on 9/11/01

DEATH BENEFITS

- ♦ An Ordinary Death Benefit (need not have been on-the-job) payable to a Designated Beneficiary(ies) (member's designation)
- ♦ An Accidental Death Benefit (resulted from an accident on-the-job or while in military service) payable to an Eligible Beneficiary(ies) (defined in law)
- ♦ Ordinary Death Benefit: members with more than 90 days of service will receive a death benefit equal to three years' salary lump sum, plus a return of Accumulated Deductions, basic and additional
- ♦ Accidental Death Benefit: A Pension equal to 50% of salary payable, plus a return of Additional Member Contributions
- ♦ Special Accidental Death Benefit (resulted from accident on-the-job or while in military service) payable to widow or widower or child under 18 (or 23 if student). A Pension equal to 50% of salary payable, minus Social Security benefits and 100% of Workers' Compensation payments for same injury
- ♦ Death Benefit for Vested Members: Need at least 10 years of Credited Service; 50% of death benefit in force at time of separation from service, plus a return of Accumulated Deductions, basic and additional
- ♦ Heart Presumption: Diseases of the heart resulting in death presumed accidental; accidental benefit payable
- ♦ Eligible Beneficiaries may file for accidental death benefits if member's death deemed in connection with the World Trade Center tragedy on 9/11/01 provided certain criteria is met

TIER 3 RETIREMENT OPTIONS

MAXIMUM RETIREMENT ALLOWANCE

If a member, upon retirement, does not elect one of the options listed below, his or her benefit will be paid as a Maximum Retirement Allowance, payable in monthly installments throughout his or her life, with all payments ceasing at death.

OPTION 1: 100% JOINT-AND-SURVIVOR

The pensioner receives a reduced monthly lifetime benefit. When the pensioner dies, the surviving beneficiary receives the same reduced monthly benefit for life. Only one beneficiary may be named, and the beneficiary may not be changed once named and the option is in effect.

OPTION 2: OTHER JOINT-AND-SURVIVOR OPTIONS

The pensioner receives a reduced monthly lifetime benefit. When the pensioner dies, the surviving beneficiary receives a benefit of 90% or less (amount depends on the pensioner's choice, in increments of not less than 10%) of the pensioner's reduced monthly benefit for life. Only one beneficiary may be named, and the beneficiary may not be changed once named and the option is in effect.

OPTION 3: FIVE-YEAR CERTAIN

The pensioner receives a reduced monthly lifetime benefit. If the pensioner dies within five years from the date of retirement having designated only one primary beneficiary, the reduced monthly retirement benefit will continue to be paid to the designated primary beneficiary for the unexpired balance of the five-year period. In the event of the death of the primary beneficiary after such beneficiary has begun to receive payment, the unexpended benefit will be paid in a lump sum to the contingent beneficiary or, if no contingent beneficiary exists, to the estate of the primary beneficiary.

If multiple primaries have been designated, the unexpended benefit will be paid in a lump sum divided equally to the surviving primary beneficiaries. In the event that all primary beneficiaries predecease the pensioner, then upon the death of the pensioner the unexpended benefit will be paid in a lump sum divided equally to the surviving contingent beneficiaries. If all beneficiaries predecease the pensioner, the unexpended benefit will be paid in a lump sum to the pensioner's estate. If the pensioner dies later than five years following the effective retirement date, all retirement allowance payments will cease.

The pensioner may change the beneficiary(ies) any time within the five-year period.

OPTION 4: TEN-YEAR CERTAIN

The pensioner receives a reduced monthly lifetime benefit. If the pensioner dies within ten years from the date of retirement having designated only one primary beneficiary, the reduced monthly retirement benefit will continue to be paid to the designated primary beneficiary for the unexpired balance of the ten-year period. In the event of the death of the primary beneficiary after such beneficiary has begun to receive payment, the

unexpended benefit will be paid in a lump sum to the contingent beneficiary or, if no contingent beneficiary exists, to the estate of the primary beneficiary.

If multiple primaries have been designated, the unexpended benefit will be paid in a lump sum divided equally to the surviving primary beneficiaries. In the event that all primary beneficiaries predecease the pensioner, then upon the death of the pensioner the unexpended benefit will be paid in a lump sum divided equally to the surviving contingent beneficiaries. If all beneficiaries predecease the pensioner, the unexpended benefit will be paid in a lump sum to the pensioner's estate. If the pensioner dies later than ten years following the effective retirement date, all retirement allowance payments will cease.

The pensioner may change the beneficiary(ies) any time within the ten-year period.

Members who retire on or after November 21, 1992 are eligible to elect Option 5, the *Pop-Up* Option.

OPTION 5: POP-UP OPTION

The Pop-Up Option is a variation of a joint-and-survivor option. The pensioner receives a reduced monthly lifetime benefit under a 100% or 50% joint-and-survivor option. If the beneficiary dies before the pensioner, the pensioner's benefit "pops-up," that is, it automatically becomes the Maximum Retirement Allowance, and all payments cease at death.

BASIC 62/5 PLAN

SERVICE RETIREMENT

- ♦ May retire at age 62 with five or more years of Credited Service
- ♦ May retire as early as age 55, but with a penalty
- ♦ The Service Retirement Benefit is:
 - ♦ *Less than 20 years of Credited Service: 1.67% x each year of Credited Service x Final Average Salary (FAS)*
 - ♦ *Between 20 and 30 years of Credited Service: 2% x each year of Credited Service x FAS*
 - ♦ *More than 30 years of Credited Service: 2% x each year for first 30 years of Credited Service x FAS, plus 1.5% x each year of Credited Service in excess of 30 years x FAS*

VESTED RETIREMENT

- ♦ Need a minimum of five years of Credited Service, two of which must be Membership Service
- ♦ Payability Date: Age 62
- ♦ Benefit calculation same as Service Retirement Benefit calculation for the 62/5 Plan

DISABILITY RETIREMENT

- ♦ Eligibility: Must have ten or more years of Credited Service, unless disability resulted from an accident sustained on-the-job
- ♦ Disability Retirement Benefit: The greater of 1/3 of FAS or 1.67% x each year of Credited Service x FAS
- ♦ If eligible for Service Retirement, the benefit equals the Service Retirement Benefit if greater than above
- ♦ Members may file for disability benefits in connection with the World Trade Center tragedy on 9/11/01 provided certain criteria is met

DEATH BENEFITS

- ♦ An Ordinary Death Benefit (need not have been on-the-job) payable to a Designated Beneficiary(ies) (member's designation)
- ♦ An Accidental Death Benefit (resulted from an accident on-the-job or while in military service) payable to an Eligible Beneficiary(ies) (defined in law)
- ♦ Ordinary Death Benefit (Plan 2): 1-2 years of service = 1 year salary lump sum; 2-3 years of service = 2 years' salary lump sum; 3 or more years of service = 3 years' salary lump sum, plus a return of Accumulated Deductions. Retirees are eligible for a Post-Retirement Death Benefit.
- ♦ Accidental Death Benefit: A Pension equal to 50% of salary payable
- ♦ Death Benefit for Vested Members: Need at least 10 years of Credited Service; 50% of death benefit in force at time of separation from service, plus a return of Accumulated Deductions.
- ♦ Eligible Beneficiaries may file for accidental death benefits if member's death deemed in connection with the World Trade Center tragedy on 9/11/01 provided certain criteria is met

55/25 PLAN – CHAPTER 96 OF THE LAWS OF 1995

SERVICE RETIREMENT

- ♦ May retire at age 55 with at least 25 years of Credited Service
- ♦ The Service Retirement Benefit is:
 - ♦ *Between 25 and 30 years of Credited Service: 2% x each year of Credited Service x FAS*
 - ♦ *More than 30 years of Credited Service: 2% x each year for first 30 years of Credited Service x FAS, plus 1.5% x each year of Credited Service in excess of 30 years x FAS*

VESTED RETIREMENT

- ♦ There is no vesting provision under this plan; however, members always retain the right to vest under the basic 62/5 plan and are eligible for the Death Benefit for Vested Members if they have 10 or more years of Credited Service (see below)
- ♦ Benefit calculation same as Service Retirement Benefit calculation

DISABILITY RETIREMENT

- ♦ Eligibility: Must have ten or more years of Credited Service, unless disability resulted from an accident sustained on-the-job
- ♦ Disability Retirement Benefit: The greater of 1/3 of FAS or 1.67% x each year of Credited Service x FAS
- ♦ If eligible for Service Retirement, the benefit equals the Service Retirement Benefit if greater than above
- ♦ Members may file for disability benefits in connection with the World Trade Center tragedy on 9/11/01 provided certain criteria is met

DEATH BENEFITS

- ♦ An Ordinary Death Benefit (need not have been on-the-job) payable to a Designated Beneficiary(ies) (member's designation)
- ♦ An Accidental Death Benefit (resulted from an accident on-the-job or while in military service) payable to an Eligible Beneficiary(ies) (defined in law)
- ♦ Ordinary Death Benefit (Plan 2): 1-2 years of service = 1 year salary lump sum; 2-3 years of service = 2 years' salary lump sum; 3 or more years of service = 3 years' salary lump sum, plus a return of Accumulated Deductions - basic and employee portion (50%) of Additional Member Contributions. Retirees are eligible for a Post-Retirement Death Benefit.
- ♦ Accidental Death Benefit: A Pension equal to 50% of salary payable, plus a return of the employee portion (50%) of Additional Member Contributions
- ♦ Death Benefit for Vested Members: Need at least 10 years of Credited Service; 50% of death benefit in force at time of separation from service, plus a return of Accumulated Deductions - basic and employee portion (50%) of Additional Member Contributions.
- ♦ Eligible Beneficiaries may file for accidental death benefits if member's death deemed in connection with the World Trade Center tragedy on 9/11/01 provided certain criteria is met

57/5 PLAN – CHAPTER 96 OF THE LAWS OF 1995

SANITATION 30-YEAR RETIREMENT PLAN (SA-30)

SERVICE RETIREMENT

- ♦ May retire at age 57 with five or more years of Credited Service
- ♦ The Service Retirement Benefit is:
 - ♦ *Less than 20 years of Credited Service: 1.67% x each year of Credited Service x Final Average Salary (FAS)*
 - ♦ *Between 20 and 30 years of Credited Service: 2% x each year of Credited Service x FAS*
 - ♦ *More than 30 years of Credited Service: 2% x each year for first 30 years of Credited Service x FAS, plus 1.5% x each year of Credited Service in excess of 30 years x FAS*

VESTED RETIREMENT

- ♦ Need a minimum of five years of Credited Service, two of which must be Membership Service
- ♦ Payability Date: Age 57
- ♦ Benefit calculation same as Service Retirement Benefit calculation

DISABILITY RETIREMENT

- ♦ Eligibility: Must have ten or more years of Credited Service, unless disability resulted from an accident sustained on-the-job
- ♦ Disability Retirement Benefit: The greater of 1/3 of FAS or 1.67% x each year of Credited Service x FAS
- ♦ If eligible for Service Retirement, the benefit equals the Service Retirement Benefit if greater than above
- ♦ Members may file for disability benefits in connection with the World Trade Center tragedy on 9/11/01 provided certain criteria is met

DEATH BENEFITS

- ♦ An Ordinary Death Benefit (need not have been on-the-job) payable to a Designated Beneficiary(ies) (member's designation)
- ♦ An Accidental Death Benefit (resulted from an accident on-the-job or while in military service) payable to an Eligible Beneficiary(ies) (defined in law)
- ♦ Ordinary Death Benefit (Plan 2): 1-2 years of service = 1 year salary lump sum; 2-3 years of service = 2 years' salary lump sum; 3 or more years of service = 3 years' salary lump sum, plus a return of Accumulated Deductions – basic and employee portion (50%) of Additional Member Contributions (AMCs). Retirees are eligible for a Post-Retirement Death Benefit.
- ♦ Accidental Death Benefit: A Pension equal to 50% of salary payable, plus a return of the employee portion (50%) of Additional Member Contributions
- ♦ Death Benefit for Vested Members: Need at least 10 years of Credited Service; 50% of death benefit in force at time of separation from service, plus a return of Accumulated Deductions – basic and employee portion (50%) of Additional Member Contributions (AMCs).
- ♦ Eligible Beneficiaries may file for accidental death benefits if member's death deemed in connection with the World Trade Center tragedy on 9/11/01 provided certain criteria is met

SERVICE RETIREMENT

- ♦ May retire at age 55 with 30 or more years of Credited Service
- ♦ The Service Retirement Benefit is:
 - ♦ *With 30 years of Credited Service: 2% x each year of Credited Service x FAS*
 - ♦ *More than 30 years of Credited Service: 2% x each year for first 30 years of Credited Service x FAS, plus 1.5% x each year of Credited Service in excess of 30 years x FAS*

VESTED RETIREMENT

- ♦ Need a minimum of five years of Credited Service, two of which must be Membership Service
- ♦ Payability Date: Age 62
- ♦ Benefit calculation same as Service Retirement Benefit calculation in the Basic 62/5 Plan

DISABILITY RETIREMENT

- ♦ Ordinary - must have ten or more years of Credited Service, unless disability resulted from accident sustained on-the-job
- ♦ Accidental - no minimum service, but disability resulted from an on-the-job accident
- ♦ Ordinary: The greater of 1/3 of FAS or 1.67% x each year of Credited Service x FAS; If eligible for service retirement, the benefit equals the Service Retirement Benefit
- ♦ Accidental: 75% of FAS
- ♦ Heart Presumption: Heart ailment presumed accidental; member eligible for benefit of 75% of FAS
- ♦ Members may file for disability benefits in connection with the World Trade Center tragedy on 9/11/01 provided certain criteria is met

DEATH BENEFITS

- ♦ An Ordinary Death Benefit (need not have been on-the-job) payable to a Designated Beneficiary(ies) (member's designation)
- ♦ An Accidental Death Benefit (resulted from an accident on-the-job or while in military service) payable to an Eligible Beneficiary(ies) (defined in law)
- ♦ Ordinary: Need more than 90 days of service; benefit equal to three years' salary lump sum, plus Accumulated Deductions
- ♦ Accidental Death Benefit: A Pension equal to 50% of salary payable
- ♦ Death Benefit for Vested Members: Need at least 10 years of Credited Service; 50% of the death benefit in force at time of separation from service, plus Accumulated Deductions
- ♦ Heart Presumption: Death due to heart ailment presumed accidental; accidental death benefit payable
- ♦ Eligible Beneficiaries may file for accidental death benefits if member's death deemed in connection with the World Trade Center tragedy on 9/11/01 provided certain criteria is met

UNIFORMED SANITATION 20-YEAR RETIREMENT PLAN (SA-20)

SERVICE RETIREMENT

- ♦ May retire after 20 years of Allowable Sanitation Service, without regard to age
- ♦ The Service Retirement Benefit is:
 - ♦ For the first 20 years of Allowable Sanitation Service: 50% of Final Average Salary (FAS)
 - ♦ For all years of Allowable Sanitation Service in excess of the first 20: 1.5% of Final Compensation x years of such service; plus
 - ♦ For each year of Credited Service, other than Allowable Sanitation Service: 1% of Final Compensation
 - ♦ Benefit limited to 30 years
- ♦ Not eligible for service retirement with a deficiency in Additional Member Contributions (AMCs).

VESTED RETIREMENT

- ♦ Must have five or more years of Allowable Sanitation Service but less than 20
- ♦ Payability Date: The date you would have reached 20 years if you had not discontinued service
- ♦ Vested Benefit: For each year of Allowable Sanitation Service: 2.5% of FAS; plus, for each year of Credited Service other than Allowable Sanitation Service: 1% of Final Compensation
- ♦ Not eligible for vested retirement with a deficiency in AMCs.

DISABILITY RETIREMENT

- ♦ Ordinary Disability: Must have ten or more years of Credited Service: Benefit equals the greater of 1/3 of FAS or 1.67% x each year of Credited Service x FAS
- ♦ If eligible for Service Retirement, the benefit equals the Service Retirement Benefit if greater than above
- ♦ Accidental Disability: Disabled because of a natural or proximate result of an accident sustained on-the-job; benefit equal to 75% of FAS
- ♦ Heart Presumption: Heart ailment presumed accidental; member eligible for benefit of 75% of FAS
- ♦ Members may file for disability benefits in connection with the World Trade Center tragedy on 9/11/01 provided certain criteria is met

DEATH BENEFITS

- ♦ An Ordinary Death Benefit (need not have been on-the-job) payable to a Designated Beneficiary(ies) (member's designation)
- ♦ An Accidental Death Benefit (resulted from an accident on-the-job or while in military service) payable to an Eligible Beneficiary(ies) (defined in law)
- ♦ Ordinary Death Benefit: Need at least 90 days of service; benefit equal to three years' salary lump sum, plus Accumulated Deductions - basic and additional
- ♦ Accidental Death Benefit: A Pension equal to 50% of salary payable, plus a return of Additional Member Contributions
- ♦ Death Benefit for Vested Members: Need at least 10 years of Credited Service; 50% of death benefit in force at time of separation from service, plus Accumulated Deductions - basic and additional
- ♦ Heart Presumption: Heart ailment presumed accidental; Accidental Death Benefit payable
- ♦ Eligible Beneficiaries may file for accidental death benefits if member's death deemed in connection with the World Trade Center tragedy on 9/11/01 provided certain criteria is met

TRANSIT 25 - YEAR / AGE - 55 RETIREMENT PLAN (T2555)

SERVICE RETIREMENT

- ♦ May retire at age 55 with credit for 25 or more years of Allowable Service in the Transit Authority
- ♦ The Service Retirement Benefit is:
 - ♦ For the first 25 years of Allowable Service in the Transit Authority, 50% of Final Average Salary (FAS), plus
 - ♦ For each additional year beyond the first 25 (up to 30 years of such service), 2% of FAS, plus
 - ♦ For each additional year in excess of 30 years of such service, 1 1/2% of FAS

VESTED RETIREMENT

- ♦ A Participant with at least 25 years of Allowable Service, but has not attained age 55, is eligible for a Vested Retirement Benefit which becomes payable on his or her 55th birthday and calculated the same as the Service Retirement Benefit
- ♦ A participant with at least five years of Allowable or Credited Service, but less than 25, can vest under the Basic 62/5 Plan

DISABILITY RETIREMENT

- ♦ Eligibility: Must have ten or more years of Credited Service, unless disability resulted from an accident sustained on-the-job
- ♦ Disability Retirement Benefit: The greater of 1/3 of FAS or 1.67% x each year of Credited Service x FAS
- ♦ If eligible for Service Retirement, the benefit equals the Service Retirement Benefit if greater than above
- ♦ Members may file for disability benefits in connection with the World Trade Center tragedy on 9/11/01 provided certain criteria is met

DEATH BENEFITS

- ♦ An Ordinary Death Benefit (need not have been on-the-job) payable to a Designated Beneficiary(ies) (member's designation)
- ♦ An Accidental Death Benefit (resulted from an accident on-the-job or while in military service) payable to an Eligible Beneficiary(ies) (defined in law)
- ♦ Ordinary Death Benefit (Plan 2): 1-2 years of service = 1 year salary lump sum; 2-3 years of service = 2 years' salary lump sum; 3 or more years of service = 3 years' salary lump sum, plus a return of Accumulated Deductions. Retirees are eligible for a Post-Retirement Death Benefit.
- ♦ Accidental Death Benefit: A Pension equal to 50% of salary payable
- ♦ Death Benefit for Vested Members: Need at least 10 years of Credited Service; 50% of death benefit in force at time of separation from service, plus a return of Accumulated Deductions.
- ♦ Eligible Beneficiaries may file for accidental death benefits if member's death deemed in connection with the World Trade Center tragedy on 9/11/01 provided certain criteria is met

TRIBOROUGH BRIDGE AND TUNNEL AUTHORITY 20 - YEAR / AGE - 50 RETIREMENT PLAN (TBTA-20/50)

SERVICE RETIREMENT

- ◆ May retire with 20 or more years of Credited Service and as early as age 50
- ◆ The Service Retirement Benefit is:
 - ◆ 50% of your Final Average Salary (FAS) for the first 20 years of Credited Service, plus
 - ◆ 1.5% of your FAS for each year of Credited Service in excess of 20
 - ◆ Benefit limited to 30 years
- ◆ Not eligible for service retirement with a deficiency in Additional Member Contributions (AMCs).

VESTED RETIREMENT

- ◆ Must have at least five years but less than 20 years of Credited Service
- ◆ Payable on the earliest date the member could have retired for service
- ◆ 2.5% of your FAS for each year of Credited Service
- ◆ Not eligible for vested retirement with a deficiency in AMCs.

DISABILITY RETIREMENT

- ◆ Eligibility: Must have ten or more years of Credited Service, unless disability resulted from an accident sustained on-the-job
- ◆ Disability Retirement Benefit: The greater of 1/3 of FAS or 1.67% x each year of Credited Service x FAS
- ◆ If eligible for Service Retirement, the benefit equals the Service Retirement Benefit if greater than above
- ◆ Members may file for disability benefits in connection with the World Trade Center tragedy on 9/11/01 provided certain criteria is met

DEATH BENEFITS

- ◆ An Ordinary Death Benefit (need not have been on-the-job) payable to a Designated Beneficiary(ies) (member's designation)
- ◆ An Accidental Death Benefit (resulted from an accident on-the-job or while in military service) payable to an Eligible Beneficiary(ies) (defined in law)
- ◆ Ordinary Death Benefit (Plan 2): 1-2 years of service = 1 year salary lump sum; 2-3 years of service = 2 years' salary lump sum; 3 or more years of service = 3 years' salary lump sum, plus a return of Accumulated Deductions – basic and additional (if less than 15 years of service). Retirees are eligible for a Post-Retirement Death Benefit.
- ◆ Accidental Death Benefit: A Pension equal to 50% of salary payable, plus a return of Additional Member Contributions (if less than 15 years of service)
- ◆ Special Accidental Death Benefit (resulted from accident on-the-job or while in military service) payable to widow or widower or child under 18 (or 23 if student). A Pension equal to 50% of salary payable, minus Social Security benefits and 100% of Workers' Compensation payments for same injury
- ◆ Death Benefit for Vested Members: Need at least 10 years of Credited Service; 50% of death benefit in force at time of separation from service, plus a return of Accumulated Deductions – basic and additional (if less than 15 years of service).
- ◆ Eligible Beneficiaries may file for accidental death benefits if member's death deemed in connection with the World Trade Center tragedy on 9/11/01 provided certain criteria is met

DISPATCHER 25 - YEAR RETIREMENT PLAN (DIS-25)

SERVICE RETIREMENT

- ◆ May retire for service with 25 or more years of Allowable Service as a Dispatcher Member, regardless of age
- ◆ The Service Retirement Benefit is:
 - ◆ 50% of your Final Average Salary (FAS) for the first 25 years of Allowable Service, plus
 - ◆ 2% of your FAS for each year of Allowable Service in excess of 25
 - ◆ Benefit limited to 30 years

VESTED RETIREMENT

- ◆ Must have at least five years but less than 25 years of Allowable Service
- ◆ Payable on the date the member would have completed 25 years of Allowable Service
- ◆ 2% of your FAS for each year of Allowable Service

DISABILITY RETIREMENT

- ◆ Eligibility: Must have ten or more years of Credited Service, unless disability resulted from an accident sustained on-the-job
- ◆ Disability Retirement Benefit: The greater of 1/3 of FAS or 1.67% x each year of Credited Service x FAS
- ◆ If eligible for Service Retirement, the benefit equals the Service Retirement Benefit if greater than above
- ◆ Members may file for disability benefits in connection with the World Trade Center tragedy on 9/11/01 provided certain criteria is met

DEATH BENEFITS

- ◆ An Ordinary Death Benefit (need not have been on-the-job) payable to a Designated Beneficiary(ies) (member's designation)
- ◆ An Accidental Death Benefit (resulted from an accident on-the-job or while in military service) payable to an Eligible Beneficiary(ies) (defined in law)
- ◆ Ordinary Death Benefit (Plan 2): 1-2 years of service = 1 year salary lump sum; 2-3 years of service = 2 years' salary lump sum; 3 or more years of service = 3 years' salary lump sum, plus a return of Accumulated Deductions – basic and additional (if less than 15 years of service). Retirees are eligible for a Post-Retirement Death Benefit.
- ◆ Accidental Death Benefit: A Pension equal to 50% of salary payable, plus a return of Additional Member Contributions (if less than 15 years of service)
- ◆ Death Benefit for Vested Members: Need at least 10 years of Credited Service; 50% of death benefit in force at time of separation from service, plus a return of Accumulated Deductions – basic and additional (if less than 15 years of service.)
- ◆ Eligible Beneficiaries may file for accidental death benefits if member's death deemed in connection with the World Trade Center tragedy on 9/11/01 provided certain criteria is met

EMERGENCY MEDICAL TECHNICIAN 25-YEAR RETIREMENT PLAN (EMT-25)

SERVICE RETIREMENT

- ♦ Participants may retire for service with 25 or more years of Allowable Service as an EMT Member, regardless of age
- ♦ The Service Retirement Benefit is:
 - ♦ 50% of your Final Average Salary (FAS) for the first 25 years of Allowable Service, plus
 - ♦ 2% of your FAS for each year of Allowable Service in excess of 25
 - ♦ Benefit limited to 30 years

VESTED RETIREMENT

- ♦ Must have at least five years but less than 25 years of Allowable Service
- ♦ Payable on the date the member would have completed 25 years of Allowable Service
- ♦ 2% of your FAS for each year of Allowable Service

DISABILITY RETIREMENT

- ♦ Ordinary Disability: Must have ten or more years of Credited Service; Benefit equals the greater of 1/3 of FAS or 1.67% x each year of Credited Service x FAS
- ♦ If eligible for Service Retirement, the benefit equals the Service Retirement Benefit if greater than above
- ♦ Line-of-Duty Disability: Disabled because of an injury sustained in the performance of duty; benefit equal to 75% of FAS payable minus 100% of Workers' Compensation payments for same injury
- ♦ Heart Presumption: Heart ailment presumed line-of-duty; benefit equals 75% of FAS payable minus 100% of Workers' Compensation payments for same injury
- ♦ HAT Presumption: HIV, tuberculosis or hepatitis resulting in disability presumed line-of-duty; benefit equals 75% of FAS payable minus 100% of Workers' Compensation payments for same injury
- ♦ Members may file for disability benefits in connection with the World Trade Center tragedy on 9/11/01 provided certain criteria is met

DEATH BENEFITS

- ♦ An Ordinary Death Benefit (need not have been on-the-job) payable to a Designated Beneficiary(ies) (member's designation)
- ♦ An Accidental Death Benefit (resulted from an accident on-the-job or while in military service) payable to an Eligible Beneficiary(ies) (defined in law)
- ♦ Ordinary Death Benefit (Plan 2): 1-2 years of service = 1 year salary lump sum; 2-3 years of service = 2 years' salary lump sum; 3 or more years of service = 3 years' salary lump sum, plus a return of Accumulated Deductions – basic and additional (if less than 15 years of service). Retirees are eligible for a Post-Retirement Death Benefit.
- ♦ Accidental Death Benefit: A Pension equal to 50% of salary payable, plus a return of Additional Member Contributions (if less than 15 years of service)
- ♦ Death Benefit for Vested Members: Need at least 10 years of Credited Service; 50% of death benefit in force at time of separation from service, plus a return of Accumulated Deductions – basic and additional (if less than 15 years of service).
- ♦ Heart Presumption: Heart ailment presumed accidental; Accidental Death Benefit payable
- ♦ Special Accidental Death Benefit (resulted from accident on-the-job or while in military service) payable to widow or widower or child under 18 (or 23 if student). A Pension equal to 50% of salary payable, minus Social Security benefits and 100% of Workers' Compensation payments for same injury
- ♦ Eligible Beneficiaries may file for accidental death benefits if member's death deemed in connection with the World Trade Center tragedy on 9/11/01 provided certain criteria is met

NYC DEPUTY SHERIFFS 25 - YEAR RETIREMENT PLAN (DSH-25)

SERVICE RETIREMENT

- ♦ May retire if they have credit for 25 or more years of Credited Service, without regard to age
- ♦ The Service Retirement Benefit is:
 - ♦ For the first 25 years of Credited Service: 55% of Final Average Salary (FAS), plus
 - ♦ 1.7% of FAS for each year of Credited Service in excess of 25
 - ♦ Benefit limited to 30 years

VESTED RETIREMENT

- ♦ Must have at least five, but less than 25 years of Credited Service
- ♦ Payable on the date the Participant would have completed 25 years of Credited Service
- ♦ 2.2% of your FAS for each year of Credited Service

DISABILITY RETIREMENT

- ♦ Ordinary Disability: Must have ten or more years of Credited Service and are deemed physically or mentally incapacitated
- ♦ Ordinary Disability Retirement Benefit: The greater of 1/3 of FAS or 1.67% x each year of Credited Service x FAS
- ♦ If eligible for Service Retirement, the benefit equals the Service Retirement Benefit if greater than above
- ♦ Accidental Disability: Disabled because of a natural or proximate result of an accident sustained on-the-job; benefit equal to 75% of Final Compensation, minus 100% of Workers' Compensation payments for same injury
- ♦ Members may file for disability benefits in connection with the World Trade Center tragedy on 9/11/01 provided certain criteria is met

DEATH BENEFITS

- ♦ An Ordinary Death Benefit (need not have been on-the-job) payable to a Designated Beneficiary(ies) (member's designation)
- ♦ An Accidental Death Benefit (resulted from an accident on-the-job or while in military service) payable to an Eligible Beneficiary(ies) (defined in law)
- ♦ Ordinary Death Benefit (Plan 2): 1-2 years of service = 1 year salary lump sum; 2-3 years of service = 2 years' salary lump sum; 3 or more years of service = 3 years' salary lump sum, plus a return of Accumulated Deductions – basic and additional (if less than 15 years of service). Retirees are eligible for a Post-Retirement Death Benefit.
- ♦ Accidental Death Benefit: A Pension equal to 50% of salary payable, plus a return of Additional Member Contributions (if less than 15 years of service)
- ♦ Death Benefit for Vested Members: Need at least 10 years of Credited Service; 50% of death benefit in force at time of separation from service, plus a return of Accumulated Deductions - basic and additional (if less than 15 years of service).
- ♦ Eligible Beneficiaries may file for accidental death benefits if member's death deemed in connection with the World Trade Center tragedy on 9/11/01 provided certain criteria is met

AUTOMOTIVE SERVICE WORKERS 25 - YEAR / AGE - 50 RETIREMENT PLAN (AUT-25)

SERVICE RETIREMENT

- ♦ May retire for service with 25 or more years of Credited Service, at age 50
- ♦ The Service Retirement Benefit is:
 - ♦ 50% of Final Average Salary (FAS) for the first 25 years of Credited Service, plus
 - ♦ An additional 2% of FAS for each year in excess of 25
 - ♦ Benefit limited to 30 years

VESTED RETIREMENT

- ♦ Must have at least five but less than 25 years of Credited Service
- ♦ Payable on the date the member reaches at least age 50 AND would have completed 25 years of Credited Service
- ♦ 2% of your FAS for each year of Credited Service

DISABILITY RETIREMENT

- ♦ Eligibility: Must have ten or more years of Credited Service, unless disability resulted from an accident sustained on-the-job
- ♦ Disability Retirement Benefit: The greater of 1/3 of FAS or 1.67% x each year of Credited Service x FAS
- ♦ If eligible for Service Retirement, the benefit equals the Service Retirement Benefit if greater than above
- ♦ Members may file for disability benefits in connection with the World Trade Center tragedy on 9/11/01 provided certain criteria is met

DEATH BENEFITS

- ♦ An Ordinary Death Benefit (need not have been on-the-job) payable to a Designated Beneficiary(ies) (member's designation)
- ♦ An Accidental Death Benefit (resulted from an accident on-the-job or while in military service) payable to an Eligible Beneficiary(ies) (defined in law)
- ♦ Ordinary Death Benefit (Plan 2): 1-2 years of service = 1 year salary lump sum; 2-3 years of service = 2 years' salary lump sum; 3 or more years of service = 3 years' salary lump sum, plus a return of Accumulated Deductions - basic and additional (if less than five years of service). Retirees are eligible for a Post-Retirement Death Benefit.
- ♦ Accidental Death Benefit: A Pension equal to 50% of salary payable, plus a return of Additional Member Contributions (if less than five years of service)
- ♦ Death Benefit for Vested Members: Need at least 10 years of Credited Service; 50% of death benefit in force at time of separation from service, plus a return of Accumulated Deductions - basic and additional (if less than five years of service).
- ♦ Eligible Beneficiaries may file for accidental death benefits if member's death deemed in connection with the World Trade Center tragedy on 9/11/01 provided certain criteria is met

SPECIAL OFFICER 25 - YEAR RETIREMENT PLAN (SPO-25)

SERVICE RETIREMENT

- ♦ May retire for service with 25 or more years of Allowable Service as a Special Officer, regardless of age
- ♦ The Service Retirement Benefit is:
 - ♦ 50% of your Final Average Salary (FAS) for the first 25 years of Allowable Service, plus
 - ♦ 2% of your FAS for each year of Allowable Service in excess of 25
 - ♦ Benefit limited to 30 years

VESTED RETIREMENT

- ♦ Must have at least five years but less than 25 years of Allowable Service
- ♦ Payable on the date the member would have completed 25 years of Allowable Service
- ♦ 2% of your FAS for each year of Allowable Service

DISABILITY RETIREMENT

- ♦ Eligibility: Must have ten or more years of Credited Service, unless disability resulted from an accident sustained on-the-job
- ♦ Disability Retirement Benefit: The greater of 1/3 of FAS or 1.67% x each year of Credited Service x FAS
- ♦ If eligible for Service Retirement, the benefit equals the Service Retirement Benefit if greater than above
- ♦ Members may file for disability benefits in connection with the World Trade Center tragedy on 9/11/01 provided certain criteria is met

DEATH BENEFITS

- ♦ An Ordinary Death Benefit (need not have been on-the-job) payable to a Designated Beneficiary(ies) (member's designation)
- ♦ An Accidental Death Benefit (resulted from an accident on-the-job or while in military service) payable to an Eligible Beneficiary(ies) (defined in law)
- ♦ Ordinary Death Benefit (Plan 2): 1-2 years of service = 1 year salary lump sum; 2-3 years of service = 2 years' salary lump sum; 3 or more years of service = 3 years' salary lump sum, plus a return of Accumulated Deductions - basic and additional (if less than 15 years of service). Retirees are eligible for a Post-Retirement Death Benefit.
- ♦ Accidental Death Benefit: A Pension equal to 50% of salary payable, plus a return of Additional Member Contributions (if less than 15 years of service)
- ♦ Death Benefit for Vested Members: Need at least 10 years of Credited Service; 50% of death benefit in force at time of separation from service, plus a return of Accumulated Deductions - basic and additional (if less than 15 years of service)
- ♦ Eligible Beneficiaries may file for accidental death benefits if member's death deemed in connection with the World Trade Center tragedy on 9/11/01 provided certain criteria is met

POLICE COMMUNICATIONS (9 1 1) TECHNICIANS 25-YEAR RETIREMENT PLAN (PCT 25)

SERVICE RETIREMENT

- ◆ May retire for service with 25 or more years of Credited Service, regardless of age
- ◆ The Service Retirement Benefit is:
 - ◆ 50% of your Final Average Salary (FAS) for the first 25 years of Credited Service, plus
 - ◆ 2% of your FAS for each year of Credited Service in excess of 25
 - ◆ Benefit limited to 30 years

VESTED RETIREMENT

- ◆ Must have at least five years but less than 25 years of Credited Service
- ◆ Payable on the date the member would have completed 25 years of Credited Service
- ◆ 2% of your FAS for each year of Credited Service

DISABILITY RETIREMENT

- ◆ Eligibility: Must have ten or more years of Credited Service, unless disability resulted from an accident sustained on-the-job
- ◆ Disability Retirement Benefit: The greater of 1/3 of FAS or 1.67% x each year of Credited Service x FAS
- ◆ If eligible for Service Retirement, the benefit equals the Service Retirement Benefit if greater than above
- ◆ Members may file for disability benefits in connection with the World Trade Center tragedy on 9/11/01 provided certain criteria is met

DEATH BENEFITS

- ◆ An Ordinary Death Benefit (need not have been on-the-job) payable to a Designated Beneficiary(ies) (member's designation)
- ◆ An Accidental Death Benefit (resulted from an accident on-the-job or while in military service) payable to an Eligible Beneficiary(ies) (defined in law)
- ◆ Ordinary Death Benefit (Plan 2): 1-2 years of service = 1 year salary lump sum; 2-3 years of service = 2 years' salary lump sum; 3 or more years of service = 3 years' salary lump sum, plus a return of Accumulated Deductions - basic and additional (if less than five years of service). Retirees are eligible for a Post-Retirement Death Benefit.
- ◆ Accidental Death Benefit: A Pension equal to 50% of salary payable, plus a return of Additional Member Contributions (if less than five years of service)
- ◆ Death Benefit for Vested Members: Need at least 10 years of Credited Service; 50% of death benefit in force at time of separation from service, plus a return of Accumulated Deductions - basic and additional (if less than five years of service).
- ◆ Eligible Beneficiaries may file for accidental death benefits if member's death deemed in connection with the World Trade Center tragedy on 9/11/01 provided certain criteria is met

TIER 4 RETIREMENT OPTIONS

MAXIMUM RETIREMENT ALLOWANCE

If a member, upon retirement, does not elect one of the options listed below, his or her benefit will be paid as a Maximum Retirement Allowance payable in monthly installments throughout his or her life, with all payments ceasing at death.

OPTION 1: 100% JOINT-AND-SURVIVOR

The pensioner receives a reduced monthly lifetime allowance. When the pensioner dies, the surviving beneficiary receives the same reduced monthly allowance for life. Only one beneficiary may be named, and the beneficiary may not be changed once named and the option is in effect.

OPTION 2: OTHER JOINT-AND-SURVIVOR OPTIONS

The pensioner receives a reduced monthly lifetime allowance. When the pensioner dies, the surviving beneficiary receives a lifetime benefit of 25%, 50% or 75% of the pensioner's reduced monthly benefit, depending on the pensioner's choice. Only one beneficiary may be named, and the beneficiary may not be changed once named and the option is in effect.

OPTION 3: FIVE-YEAR CERTAIN

The pensioner receives a reduced monthly lifetime benefit. If the pensioner dies within five years from the date of retirement, the reduced monthly benefit will be paid to the surviving designated primary beneficiary for the unexpired balance of the five-year period. If the pensioner's designated primary beneficiary predeceases the pensioner, then upon the death of the pensioner the balance of the payments due for the unexpired balance of the five-year period is paid in a lump sum to the pensioner's contingent beneficiary or, if none exists, to the estate of the pensioner. Should a designated primary beneficiary die after having started to receive payments and before the unexpired balance of the five-year period, the balance will be paid in a lump sum to the designated contingent beneficiary or, if none exists, to the estate of the primary beneficiary. The pensioner may change the beneficiary(ies) any time within the five-year period.

OPTION 4: TEN-YEAR CERTAIN

The pensioner receives a reduced monthly lifetime benefit. If the pensioner dies within 10 years from the date of retirement, the reduced monthly benefit will be paid to the surviving designated primary beneficiary for the unexpired balance of the 10-year period. If the pensioner's designated primary beneficiary predeceases the pensioner, then upon the death of the pensioner the balance of the payments due for the unexpired balance of the 10-year period is paid in a lump sum to the pensioner's contingent beneficiary or, if none exists, to the estate of the pensioner. Should a designated primary beneficiary die after having started to receive payments and before the unexpired balance of the 10-year period, the balance will be paid in a lump sum to the designated contingent beneficiary or, if none exists, to the estate of the primary beneficiary. The pensioner may change the beneficiary(ies) any time within the ten-year period.

Members who retire on or after November 21, 1992 are eligible to elect Option 5, the *Pop-Up* Option.

**OPTION 5:
POP-UP OPTION**

The Pop-Up Option is a variation of a joint-and-survivor option. The pensioner receives a reduced monthly lifetime benefit under a 100% or 50% joint-and-survivor option. If the beneficiary dies before the pensioner, the pensioner's benefit "pops-up," that is, it automatically becomes the Maximum Retirement Allowance, and all payments cease at death.

BASIC 63/10 PLAN

SERVICE RETIREMENT

- ♦ May retire at age 63 with 10 or more years of Credited Service
- ♦ May retire as early as age 55 but with a penalty
- ♦ The Service Retirement is:
 - ♦ *Less than 20 years of Credited Service: $1.67\% \times \text{Final Average Salary (FAS)} \times \text{years of Credited Service}$*
 - ♦ *20 or more years of Credited Service: 35% of FAS for the first 20 years of Credited Service, plus $2\% \times \text{FAS} \times \text{each year of Credited Service in excess of 20}$*

VESTED RETIREMENT

- ♦ Need a minimum of 10 years of Credited Service, two of which must be Membership Service
- ♦ Payability Date: age 63
- ♦ Benefit calculation same as Service Retirement calculation for the 63/10 Plan

DISABILITY RETIREMENT

- ♦ Must have 10 or more years of Credited Service unless disability resulted from an accident sustained on the job
- ♦ Disability Retirement Benefit: The greater of 1/3 of FAS or $1.67\% \times \text{FAS} \times \text{years of service}$
- ♦ If eligible for Service Retirement, the benefit equals the Service Retirement if greater than above.

DEATH BENEFITS

- ♦ An Ordinary Death Benefit (need not have been on-the-job) payable to a Designated Beneficiary(ies) (member's designation)
- ♦ An Accidental Death Benefit (resulted from an accident on-the-job or while in military service) payable to an Eligible Beneficiary(ies) (defined in law)
- ♦ Ordinary Death Benefit (Plan 2): 1-2 years of service = 1 year salary lump sum; 2-3 years of service = 2 years' salary lump sum; 3 or more years of service = 3 years' salary lump sum; plus a return of Accumulated Deductions. Retirees are eligible for a Post-Retirement Death Benefit.
- ♦ Accidental Death Benefit: A Pension equal to 50% of salary payable.
- ♦ Death Benefit for Vested Members: Need at least 10 years of Credited Service; 50% of death benefit in force at time of separation from service plus return of Accumulated Deductions.

TRANSIT 25-YEAR/AGE 55 RETIREMENT PLAN (6TR-25)

SERVICE RETIREMENT

- ♦ May retire at age 55 with 25 or more years of Allowable Service in the Transit Authority
- ♦ The Service Retirement Benefit is:
 - ♦ $2\% \times \text{Final Average Salary (FAS)} \times \text{the number of years of Allowable Service, up to 30 years of such service, plus}$
 - ♦ $1.5\% \times \text{FAS} \times \text{the number of years of Allowable Service in excess of 30 years of such service.}$

VESTED RETIREMENT

- ♦ A Participant with at least 25 years of Allowable Service who has not yet attained the age of 55 is eligible for a Vested Retirement Benefit that becomes payable at age 63. The Vested Benefit payable is:
 - ♦ $2\% \times \text{Final Average Salary (FAS)} \times \text{the number of years of Allowable Service, up to 30 years of such service, plus}$
 - ♦ $1.5\% \times \text{FAS} \times \text{the number of years of Allowable Service in excess of 30 years of such service.}$
- ♦ A Participant with at least 10 years of Credited Service (all service, at least two years of which are membership service) is entitled to a Vested Retirement Benefit that becomes payable at age 63. The Vested Benefit payable is:
 - ♦ *For a participant with less than 20 years of Credited Service: $1.67\% \times \text{FAS} \times \text{years of Credited Service}$*
 - ♦ *For a participant with more than 20 years of Credited Service: 35% of FAS for the first 20 years of Credited Service, plus $2\% \times \text{FAS} \times \text{each year of Credited Service in excess of 20}$*

DISABILITY RETIREMENT

- ♦ Must have 10 or more years of Credited Service unless disability resulted from an accident sustained on the job
- ♦ Disability Retirement Benefit: The greater of 1/3 of FAS or $1.67\% \times \text{FAS} \times \text{years of service}$
- ♦ If eligible for Service Retirement, the benefit equals the Service Retirement if greater than above.

DEATH BENEFITS

- ♦ An Ordinary Death Benefit (need not have been on-the-job) payable to a Designated Beneficiary(ies) (member's designation)
- ♦ An Accidental Death Benefit (resulted from an accident on-the-job or while in military service) payable to an Eligible Beneficiary(ies) (defined in law)
- ♦ Ordinary Death Benefit (Plan 2): 1-2 years of service = 1 year salary lump sum; 2-3 years of service = 2 years' salary lump sum; 3 or more years of service = 3 years' salary lump sum; plus a return of Accumulated Deductions. Retirees are eligible for a Post-Retirement Death Benefit.
- ♦ Accidental Death Benefit: A Pension equal to 50% of salary payable.
- ♦ Death Benefit for Vested Members: Need at least 10 years of Credited Service; 50% of death benefit in force at time of separation from service plus return of Accumulated Deductions.

TRIBOROUGH BRIDGE AND TUNNEL AUTHORITY 20-YEAR/AGE 50 RETIREMENT PLAN (6TB-20)

SERVICE RETIREMENT

- ♦ May retire with 20 or more years of Credited Service and as early as age 50.
- ♦ The Service Retirement Benefit is:
 - ♦ 50% of Final Average Salary (FAS) for the first 20 years of Credited Service, plus
 - ♦ 1.5% x FAS x the number of years of Credited Service in excess of 20, up to a maximum of 30 years.
- ♦ Not eligible for service retirement with a deficiency in Additional Member Contributions (AMCs).

VESTED RETIREMENT

- ♦ Must have at least 10 but less than 20 years of Credited Service
- ♦ Payability Date: age 63
- ♦ 2.5% x FAS x the number of years of Credited Service
- ♦ Not eligible for vested retirement with a deficiency in AMCs.

DISABILITY RETIREMENT

- ♦ Must have 10 or more years of Credited Service, unless disability resulted from an accident sustained on the job
- ♦ Disability Retirement Benefit: The greater of 1/3 of FAS or 1.67% x FAS x years of service
- ♦ If eligible for Service Retirement, the benefit equals the Service Retirement if greater than above.

DEATH BENEFITS

- ♦ An Ordinary Death Benefit (need not have been on-the-job) payable to a Designated Beneficiary(ies) (member's designation)
- ♦ An Accidental Death Benefit (resulted from an accident on-the-job or while in military service) payable to an Eligible Beneficiary(ies) (defined in law)
- ♦ Ordinary Death Benefit (Plan 2): 1-2 years of service = 1 year salary lump sum; 2-3 years of service = 2 years' salary lump sum; 3 or more years of service = 3 years' salary lump sum; plus a return of Accumulated Deductions -- basic and additional (if less than 15 years of service). Retirees are eligible for a Post-Retirement Death Benefit.
- ♦ Accidental Death Benefit: A Pension equal to 50% of salary payable, plus a return of Additional Member Contributions (if less than 15 years of service)
- ♦ Death Benefit for Vested Members: Need at least 10 years of Credited Service; 50% of death benefit in force at time of separation plus return of Accumulated Deductions -- basic and additional (if less than 15 years of service)
- ♦ Special Accidental Death Benefit (resulted from accident on-the-job or while in military service) payable to widow or widower or child under 18 or child under 23 if student. A Pension equal to 50% of salary payable, minus Social Security benefits and 100% of Workers' Compensation payments for same injury.

DISPATCHER 25-YEAR RETIREMENT PLAN (6DI-25)

SERVICE RETIREMENT

- ♦ May retire for service with 25 or more years of Allowable Service as a Dispatcher Member regardless of age.
- ♦ The Service Retirement Benefit is:
 - ♦ 50% of Final Average Salary (FAS) for the first 25 years of Allowable Service, plus
 - ♦ 2% of FAS for each additional year of Allowable Service, up to a maximum of 30 years of such service.

VESTED RETIREMENT

- ♦ Must have at least 10 but less than 25 years of Allowable Service
- ♦ Payability Date: age 63
- ♦ 2% x FAS x the number of years of Allowable Service

DISABILITY RETIREMENT

- ♦ Must have 10 or more years of Credited Service unless disability resulted from an accident sustained on the job
- ♦ Disability Retirement Benefit: The greater of 1/3 of FAS or 1.67% x FAS x years of service
- ♦ If eligible for Service Retirement, the benefit equals the Service Retirement if greater than above.

DEATH BENEFITS

- ♦ An Ordinary Death Benefit (need not have been on-the-job) payable to a Designated Beneficiary(ies) (member's designation)
- ♦ An Accidental Death Benefit (resulted from an accident on-the-job or while in military service) payable to an Eligible Beneficiary(ies) (defined in law)
- ♦ Ordinary Death Benefit (Plan 2): 1-2 years of service = 1 year salary lump sum; 2-3 years of service = 2 years' salary lump sum; 3 or more years of service = 3 years' salary lump sum; plus a return of Accumulated Deductions -- basic and additional (if less than 15 years of service). Retirees are eligible for a Post-Retirement Death Benefit.
- ♦ Accidental Death Benefit: A Pension equal to 50% of salary payable, plus a return of Additional Member Contributions (if less than 15 years of service)
- ♦ Death Benefit for Vested Members: Need at least 10 years of Credited Service; 50% of death benefit in force at time of separation plus return of Accumulated Deductions -- basic and additional (if less than 15 years of service)

EMERGENCY MEDICAL TECHNICIAN 25-YEAR RETIREMENT PLAN (6EM-25)

SERVICE RETIREMENT

- ♦ May retire for service with 25 or more years of Allowable Service regardless of age.
- ♦ The Service Retirement Benefit is:
 - ♦ 50% of Final Average Salary (FAS) for the first 25 years of Allowable Service, plus
 - ♦ 2% of FAS for each additional year of Allowable Service, up to a maximum of 30 years of such service.

VESTED RETIREMENT

- ♦ Must have at least 10 but less than 25 years of Allowable Service
- ♦ Payability Date: age 63
- ♦ 2% x FAS x the number of years of Allowable Service

DISABILITY RETIREMENT

- ♦ Ordinary Disability: Must have 10 or more years of Credited Service; benefit equals the greater of 1/3 of FAS or 1.67% x FAS x years of service
- ♦ If eligible for Service Retirement, the benefit equals the Service Retirement if greater than above.
- ♦ Line-of-Duty Disability: Disabled because of an injury sustained in the performance of duty; benefit equal to 75% of FAS minus 100% of Workers' Compensation payments for same injury.
- ♦ Heart Presumption: Heart ailment presumed line-of-duty; benefit equals 75% of FAS minus 100% of Workers' Compensation payments for same injury.
- ♦ HAT Presumption: HIV, tuberculosis or hepatitis resulting in disability presumed line-of-duty; benefit equals 75% of FAS minus 100% of Workers' Compensation payments for same injury.

DEATH BENEFITS

- ♦ An Ordinary Death Benefit (need not have been on-the-job) payable to a Designated Beneficiary(ies) (member's designation)
- ♦ An Accidental Death Benefit (resulted from an accident on-the-job or while in military service) payable to an Eligible Beneficiary(ies) (defined in law)
- ♦ Ordinary Death Benefit (Plan 2): 1-2 years of service = 1 year salary lump sum; 2-3 years of service = 2 years' salary lump sum; 3 or more years of service = 3 years' salary lump sum; plus a return of Accumulated Deductions -- basic and additional (if less than 15 years of service). Retirees are eligible for a Post-Retirement Death Benefit.
- ♦ Accidental Death Benefit: A Pension equal to 50% of salary payable, plus a return of Additional Member Contributions (if less than 15 years of service)
- ♦ Death Benefit for Vested Members: Need at least 10 years of Credited Service; 50% of death benefit in force at time of separation plus return of Accumulated Deductions -- basic and additional (if less than 15 years of service).
- ♦ Special Accidental Death Benefit (resulted from accident on-the-job or while in military service) payable to widow or widower or child under 18 or child under 23 if student. A Pension equal to 50% of salary payable, minus Social Security benefits and 100% of Workers' Compensation payments for same injury.
- ♦ Heart Presumption: Heart ailment presumed accidental; Accidental and Special Accidental Death Benefits payable.

NYC DEPUTY SHERIFF 25-YEAR RETIREMENT PLAN (6DS-25)

SERVICE RETIREMENT

- ♦ May retire for service with 25 or more years of Credited Service regardless of age.
- ♦ The Service Retirement Benefit is:
 - ♦ 55% of Final Average Salary (FAS) for the first 25 years of Credited Service, plus
 - ♦ 1.7% of FAS for each additional year of Credited Service, up to a maximum of 30 years of such service.

VESTED RETIREMENT

- ♦ Must have at least 10 but less than 25 years of Credited Service
- ♦ Payability Date: age 63
- ♦ 2.2% x FAS x the number of years of Credited Service

DISABILITY RETIREMENT

- ♦ Ordinary Disability: Must have 10 or more years of Credited Service; benefit equals the greater of 1/3 of FAS or 1.67% x FAS x years of service
- ♦ If eligible for Service Retirement, the benefit equals the Service Retirement if greater than above.
- ♦ Accidental Disability: Disabled because of a natural or proximate result of an accident sustained on the job; benefit equal to 75% of Final Compensation minus 100% of Workers' Compensation payments for same injury.

DEATH BENEFITS

- ♦ An Ordinary Death Benefit (need not have been on-the-job) payable to a Designated Beneficiary(ies) (member's designation)
- ♦ An Accidental Death Benefit (resulted from an accident on-the-job or while in military service) payable to an Eligible Beneficiary(ies) (defined in law)
- ♦ Ordinary Death Benefit (Plan 2): 1-2 years of service = 1 year salary lump sum; 2-3 years of service = 2 years' salary lump sum; 3 or more years of service = 3 years' salary lump sum; plus a return of Accumulated Deductions -- basic and additional (if less than 15 years of service). Retirees are eligible for a Post-Retirement Death Benefit.
- ♦ Accidental Death Benefit: A Pension equal to 50% of salary payable, plus a return of Additional Member Contributions (if less than 15 years of service)
- ♦ Death Benefit for Vested Members: Need at least 10 years of Credited Service; 50% of death benefit in force at time of separation plus return of Accumulated Deductions -- basic and additional (if less than 15 years of service)

AUTOMOTIVE MEMBER 25-YEAR/AGE 50 RETIREMENT PLAN (6AU-25)

SERVICE RETIREMENT

- ♦ May retire for service with 25 or more years of Credited Service at age 50 or older.
- ♦ The Service Retirement Benefit is:
 - ♦ 50% of Final Average Salary (FAS) for the first 25 years of Credited Service, plus
 - ♦ 2% of FAS for each additional year of Credited Service, up to a maximum of 30 years of such service.

VESTED RETIREMENT

- ♦ Must have at least 10 but less than 25 years of Credited Service
- ♦ Payability Date: age 63
- ♦ 2% x FAS x the number of years of Credited Service

DISABILITY RETIREMENT

- ♦ Eligibility: Must have 10 or more years of Credited Service unless disability resulted from an accident sustained on the job
- ♦ Disability Retirement Benefit: The greater of 1/3 of FAS or 1.67% x FAS x years of service
- ♦ If eligible for Service Retirement, the benefit equals the Service Retirement if greater than above.

DEATH BENEFITS

- ♦ An Ordinary Death Benefit (need not have been on-the-job) payable to a Designated Beneficiary(ies) (member's designation)
- ♦ An Accidental Death Benefit (resulted from an accident on-the-job or while in military service) payable to an Eligible Beneficiary(ies) (defined in law)
- ♦ Ordinary Death Benefit (Plan 2): 1-2 years of service = 1 year salary lump sum; 2-3 years of service = 2 years' salary lump sum; 3 or more years of service = 3 years' salary lump sum; plus a return of Accumulated Deductions -- basic and additional (if less than five years of service). Retirees are eligible for a Post-Retirement Death Benefit.
- ♦ Accidental Death Benefit: A Pension equal to 50% of salary payable, plus a return of Additional Member Contributions (if less than five years of service)
- ♦ Death Benefit for Vested Members: Need at least 10 years of Credited Service; 50% of death benefit in force at time of separation plus return of Accumulated Deductions -- basic and additional (if less than five years of service)

SPECIAL PEACE OFFICER 25-YEAR RETIREMENT PLAN (6SO-25)

SERVICE RETIREMENT

- ♦ May retire for service with 25 or more years of Allowable Service as a Special Peace Officer regardless of age.
- ♦ The Service Retirement Benefit is:
 - ♦ 50% of Final Average Salary (FAS) for the first 25 years of Allowable Service, plus
 - ♦ 2% of FAS for each additional year of Allowable Service, up to a maximum of 30 years of such service.

VESTED RETIREMENT

- ♦ Must have at least 10 but less than 25 years of Allowable Service
- ♦ Payability Date: age 63
- ♦ 2% x FAS x the number of years of Allowable Service

DISABILITY RETIREMENT

- ♦ Eligibility: Must have 10 or more years of Credited Service, unless disability resulted from an accident sustained on the job
- ♦ Disability Retirement Benefit: The greater of 1/3 of FAS or 1.67% x FAS x years of service
- ♦ If eligible for Service Retirement, the benefit equals the Service Retirement if greater than above.

DEATH BENEFITS

- ♦ An Ordinary Death Benefit (need not have been on-the-job) payable to a Designated Beneficiary(ies) (member's designation)
- ♦ An Accidental Death Benefit (resulted from an accident on-the-job or while in military service) payable to an Eligible Beneficiary(ies) (defined in law)
- ♦ Ordinary Death Benefit (Plan 2): 1-2 years of service = 1 year salary lump sum; 2-3 years of service = 2 years' salary lump sum; 3 or more years of service = 3 years' salary lump sum; plus a return of Accumulated Deductions -- basic and additional (if less than 15 years of service). Retirees are eligible for a Post-Retirement Death Benefit.
- ♦ Accidental Death Benefit: A Pension equal to 50% of salary payable, plus a return of Additional Member Contributions (if less than 15 years of service)
- ♦ Death Benefit for Vested Members: Need at least 10 years of Credited Service; 50% of death benefit in force at time of separation plus return of Accumulated Deductions -- basic and additional (if less than 15 years of service).

POLICE COMMUNICATIONS TECHNICIAN 25-YEAR RETIREMENT PLAN (6PC-25)

SERVICE RETIREMENT

- ♦ May retire for service with 25 or more years of Credited Service regardless of age.
- ♦ The Service Retirement Benefit is:
 - ♦ 50% of Final Average Salary (FAS) for the first 25 years of Credited Service, plus
 - ♦ 2% of FAS for each additional year (or fraction thereof) of Credited Service, up to a maximum of 30 years of such service.

VESTED RETIREMENT

- ♦ Must have at least 10 but less than 25 years of Credited Service
- ♦ Payability Date: age 63
- ♦ 2% x FAS x the number of years of Credited Service

DISABILITY RETIREMENT

- ♦ Eligibility: Must have 10 or more years of Credited Service, unless disability resulted from an accident sustained on the job
- ♦ Disability Retirement Benefit: The greater of 1/3 of FAS or 1.67% x FAS x years of service
- ♦ If eligible for Service Retirement, the benefit equals the Service Retirement if greater than above.

DEATH BENEFITS

- ♦ An Ordinary Death Benefit (need not have been on-the-job) payable to a Designated Beneficiary(ies) (member's designation)
- ♦ An Accidental Death Benefit (resulted from an accident on-the-job or while in military service) payable to an Eligible Beneficiary(ies) (defined in law)
- ♦ Ordinary Death Benefit (Plan 2): 1-2 years of service = 1 year salary lump sum; 2-3 years of service = 2 years' salary lump sum; 3 or more years of service = 3 years' salary lump sum; plus a return of Accumulated Deductions -- basic and additional (if less than five years of service). Retirees are eligible for a Post-Retirement Death Benefit.
- ♦ Accidental Death Benefit: A Pension equal to 50% of salary payable, plus a return of Additional Member Contributions (if less than five years of service)
- ♦ Death Benefit for Vested Members: Need at least 10 years of Credited Service; 50% of death benefit in force at time of separation plus return of Accumulated Deductions -- basic and additional (if less than five years of service)

UNIFORMED SANITATION FORCE 22-YEAR RETIREMENT PLAN (SA-22)

SERVICE RETIREMENT

- ♦ May retire for service with 22 years of Credited Service regardless of age
- ♦ The Service Retirement Benefit is:
 - ♦ 50% of Final Average Salary (FAS), minus
 - ♦ 50% of Primary Social Security Benefit commencing at age 62.
- ♦ May retire with Early Service Retirement benefit with at least 20 years of Credited Service:
 - ♦ 2.1% x FAS x years of Credited Service at the completion of 20 years of Credited Service; plus
 - ♦ .33% x FAS x each month of service in excess of 20 years, but not more than 50% of FAS; minus
 - ♦ 50% of member's Primary Social Security Benefit commencing at age 62

VESTED RETIREMENT

- ♦ Must have at least five years of Credited Service
- ♦ Payability Date: the date member would have attained 20 years of Credited Service
- ♦ The Vested Retirement Benefit is:
 - ♦ 2.1% x FAS x years of Credited Service; minus
 - ♦ 50% of member's Primary Social Security Benefit commencing at age 62
- ♦ May elect to receive reduced vested benefit prior to date member would have attained 20 years of Credited Service but not earlier than age 55

DISABILITY RETIREMENT

- ♦ Ordinary Disability: Must have at least five (5) years of Credited Service and be considered disabled by Social Security Administration. Benefit equal to the greater of:
 - ♦ 1/3 of FAS or
 - ♦ 2% x FAS x Credited Service, if eligible for service retirement, not in excess of 22 years of such service, minus
 - ♦ 50% of Primary Social Security Disability Benefit
- ♦ Accidental Disability: Disabled because of a natural or proximate result of an accident sustained on the job. Benefit is:
 - ♦ 50% of FAS, minus
 - ♦ 50% of Primary Social Security Disability Benefit or Primary Social Security Benefit, whichever begins first

DEATH BENEFITS

- ♦ An Ordinary Death Benefit payable to designated beneficiary(ies) if member was in City service for at least 90 days and in active service at time of death. Benefit is three times salary lump sum, plus a return of Accumulated Deductions
- ♦ An Accidental Death Benefit (resulted from an accident on-the-job or while in military service) payable to an Eligible Beneficiary(ies) (defined in law): A Pension equal to 50% of salary payable
- ♦ Death Benefit for Vested Members: Need at least 10 years of Credited Service; 50% of death benefit in force at time of separation from service plus a return of Accumulated Deductions

ESCALATION

- ♦ Escalation of Service Retirement, Vested Retirement, or Early Service Retirement benefit based on years of service and date of election of payment
- ♦ Escalation of Ordinary Disability benefits, Accident Disability benefits, and Accidental Death benefits first day of the month following date retiree or beneficiary becomes eligible for benefit.

UNIFORMED CORRECTION FORCE 22-YEAR RETIREMENT PLAN (CF-22)

SERVICE RETIREMENT

- ♦ May retire for service with 22 years of Credited Service regardless of age
- ♦ The Service Retirement Benefit is:
 - ♦ 50% of Final Average Salary (FAS), minus
 - ♦ 50% of Primary Social Security Benefit commencing at age 62.
- ♦ May retire with Early Service Retirement benefit with at least 20 years of Credited Service:
 - ♦ $2.1\% \times \text{FAS} \times \text{years of Credited Service at the completion of 20 years of Credited Service}$; plus
 - ♦ $.33\% \times \text{FAS} \times \text{each month of service in excess of 20 years, but not more than 50\% of FAS}$; minus
 - ♦ 50% of member's Primary Social Security Benefit commencing at age 62

VESTED RETIREMENT

- ♦ Must have at least five years of Credited Service
- ♦ Payability Date: the date member would have attained 20 years of Credited Service
- ♦ The Vested Retirement Benefit is:
 - ♦ $2.1\% \times \text{FAS} \times \text{years of Credited Service}$; minus
 - ♦ 50% of member's Primary Social Security Benefit commencing at age 62
- ♦ May elect to receive reduced vested benefit prior to date member would have attained 20 years of Credited Service but not earlier than age 55

DISABILITY RETIREMENT

- ♦ Ordinary Disability: Must have at least five years of Credited Service and be considered disabled by Social Security Administration. Benefit equal to the greater of:
 - ♦ $1/3$ of FAS or
 - ♦ $2\% \times \text{FAS} \times \text{Credited Service, if eligible for service retirement, not in excess of 22 years of such service, minus}$
 - ♦ 50% of Primary Social Security Disability Benefit and 100% of Workers' Compensation payments for same injury
- ♦ Accidental Disability: Disabled because of a natural or proximate result of an accident sustained on the job. Benefit is:
 - ♦ 50% of FAS, minus
 - ♦ 50% of Primary Social Security Disability Benefit or Primary Social Security Benefit, whichever begins first, and 100% of Workers' Compensation payments for same injury

DEATH BENEFITS

- ♦ An Ordinary Death Benefit payable to designated beneficiary(ies) if member was in City service for at least 90 days and in active service at time of death. Benefit is three times salary lump sum, plus a return of Accumulated Deductions
- ♦ An Accidental Death Benefit (resulted from an accident on-the-job or while in military service) payable to an Eligible Beneficiary(ies) (defined in law): A Pension equal to 50% of salary payable
- ♦ Special Accidental Death Benefit (resulted from accident on-the-job or while in military service) payable to widow or widower or child under 18 (or 23 if student). A Pension equal to 50% of salary payable, minus Social Security benefits and 100% of Workers' Compensation payments for same injury.
- ♦ Death Benefit for Vested Members: Need at least 10 years of Credited Service; 50% of death benefit in force at time of separation from service plus a return of Accumulated Deductions

ESCALATION

- ♦ Escalation of Service Retirement, Vested Retirement, or Early Service Retirement benefit based on years of service and date of election of payment
- ♦ Escalation of Ordinary Disability benefits, Accident Disability benefits, and Accidental Death benefits first day of the month following date retiree or beneficiary becomes eligible for benefit.

DA INVESTIGATORS 22-YEAR RETIREMENT PLAN (DA-22)

SERVICE RETIREMENT

- ♦ May retire for service with 22 years of Credited Service regardless of age
- ♦ The Service Retirement Benefit is:
 - ♦ 50% of Final Average Salary (FAS), minus
 - ♦ 50% of Primary Social Security Benefit commencing at age 62.
- ♦ May retire with Early Service Retirement benefit with at least 20 years of Credited Service:
 - ♦ $2.1\% \times \text{FAS} \times \text{years of Credited Service at the completion of 20 years of Credited Service}$; plus
 - ♦ $.33\% \times \text{FAS} \times \text{each month of service in excess of 20 years, but not more than 50\% of FAS}$; minus
 - ♦ 50% of member's Primary Social Security Benefit commencing at age 62

VESTED RETIREMENT

- ♦ Must have at least five years of Credited Service
- ♦ Payability Date: the date member would have attained 20 years of Credited Service
- ♦ The Vested Retirement Benefit is:
 - ♦ $2.1\% \times \text{FAS} \times \text{years of Credited Service}$; minus
 - ♦ 50% of member's Primary Social Security Benefit commencing at age 62
- ♦ May elect to receive reduced vested benefit prior to date member would have attained 20 years of Credited Service but not earlier than age 55

DISABILITY RETIREMENT

- ♦ Ordinary Disability: Must have at least five years of Credited Service and be considered disabled by Social Security Administration. Benefit equal to the greater of:
 - ♦ $1/3$ of FAS or
 - ♦ $2\% \times \text{FAS} \times \text{Credited Service, if eligible for service retirement, not in excess of 22 years of such service, minus}$
 - ♦ 50% of Primary Social Security Disability Benefit and 100% of Workers' Compensation payments for same injury
- ♦ Accidental Disability: Disabled because of a natural or proximate result of an accident sustained on the job. Benefit is:
 - ♦ 50% of FAS, minus
 - ♦ 50% of Primary Social Security Disability Benefit or Primary Social Security Benefit, whichever begins first, and 100% of Workers' Compensation payments for same injury

DEATH BENEFITS

- ♦ An Ordinary Death Benefit payable to designated beneficiary(ies) if member was in City service for at least 90 days and in active service at time of death. Benefit is three times salary lump sum, plus a return of Accumulated Deductions
- ♦ An Accidental Death Benefit (resulted from an accident on-the-job or while in military service) payable to an Eligible Beneficiary(ies) (defined in law): A Pension equal to 50% of salary payable
- ♦ Death Benefit for Vested Members: Need at least 10 years of Credited Service; 50% of death benefit in force at time of separation from service plus a return of Accumulated Deductions

ESCALATION

- ♦ Escalation of Service Retirement, Vested Retirement, or Early Service Retirement benefit based on years of service and date of election of payment
- ♦ Escalation of Ordinary Disability benefits, Accident Disability benefits, and Accidental Death benefits first day of the month following date retiree or beneficiary becomes eligible for benefit.

TIER 6 RETIREMENT OPTIONS

Tier 6 Basic 63/10 and Special Plans

MAXIMUM RETIREMENT ALLOWANCE

If a member, upon retirement, does not elect one of the options listed below, his or her benefit will be paid as a Maximum Retirement Allowance payable in monthly installments throughout his or her life, with all payments ceasing at death.

OPTION 1: 100% JOINT-AND-SURVIVOR

The pensioner receives a reduced monthly lifetime allowance. When the pensioner dies, the surviving beneficiary receives the same reduced monthly allowance for life. Only one beneficiary may be named, and the beneficiary may not be changed once named and the option is in effect.

OPTION 2: OTHER JOINT-AND-SURVIVOR OPTIONS

The pensioner receives a reduced monthly lifetime allowance. When the pensioner dies, the surviving beneficiary receives a lifetime benefit of 25%, 50% or 75% of the pensioner's reduced monthly benefit, depending on the pensioner's choice. Only one beneficiary may be named, and the beneficiary may not be changed once named and the option is in effect.

OPTION 3: FIVE-YEAR CERTAIN

The pensioner receives a reduced monthly lifetime benefit. If the pensioner dies within five years from the date of retirement, the reduced monthly benefit will be paid to the surviving designated primary beneficiary for the unexpired balance of the five-year period. If the pensioner's designated primary beneficiary predeceases the pensioner, then upon the death of the pensioner the balance of the payments due for the unexpired balance of the five-year period is paid in a lump sum to the pensioner's contingent beneficiary or, if none exists, to the estate of the pensioner. Should a designated primary beneficiary die after having started to receive payments and before the unexpired balance of the five-year period, the balance will be paid in a lump sum to the designated contingent beneficiary or, if none exists, to the estate of the primary beneficiary. The pensioner may change the beneficiary(ies) any time within the five-year period.

OPTION 4: TEN-YEAR CERTAIN

The pensioner receives a reduced monthly lifetime benefit. If the pensioner dies within 10 years from the date of retirement, the reduced monthly benefit will be paid to the surviving designated primary beneficiary for the unexpired balance of the 10-year period. If the pensioner's designated primary beneficiary predeceases the pensioner, then upon the death of the pensioner the balance of the payments due for the unexpired balance of the 10-year period is paid in a lump sum to the pensioner's contingent beneficiary or, if none exists, to the estate of the pensioner. Should a designated primary beneficiary die after having started to receive payments and before the unexpired balance of the 10-year period, the balance will be paid in a lump sum to the designated contingent beneficiary or, if none exists, to the estate of the primary beneficiary. The pensioner may change the beneficiary(ies) any time within the 10-year period.

Members who retire on or after November 21, 1992 are eligible to elect Option 5, the *Pop-Up* Option.

**OPTION 5:
POP-UP OPTION**

The Pop-Up Option is a variation of a joint-and-survivor option. The pensioner receives a reduced monthly lifetime benefit under a 100% or 50% joint-and-survivor option. If the beneficiary dies before the pensioner, the pensioner's benefit "pops-up," that is, it automatically becomes the Maximum Retirement Allowance, and all payments cease at death.

Tier 6 22-Year Plan Options

MAXIMUM RETIREMENT ALLOWANCE

If a member, upon retirement, does not elect one of the options listed below, his or her benefit will be paid as a Maximum Retirement Allowance, payable in monthly installments throughout his or her life, with all payments ceasing at death.

**OPTION 1:
100% JOINT-AND-SURVIVOR**

The pensioner receives a reduced monthly lifetime benefit. When the pensioner dies, the surviving beneficiary receives the same reduced monthly benefit for life. Only one beneficiary may be named, and the beneficiary may not be changed once named and the option is in effect.

**OPTION 2:
OTHER JOINT-AND-SURVIVOR OPTIONS**

The pensioner receives a reduced monthly lifetime benefit. When the pensioner dies, the surviving beneficiary receives a benefit of 90% or less (amount depends on the pensioner's choice, in increments of not less than 10%) of the pensioner's reduced monthly benefit for life. Only one beneficiary may be named, and the beneficiary may not be changed once named and the option is in effect.

**OPTION 3:
FIVE-YEAR CERTAIN**

The pensioner receives a reduced monthly lifetime benefit. If the pensioner dies within five years from the date of retirement, the reduced monthly benefit will be paid to the surviving designated primary beneficiary for the unexpired balance of the five-year period. If the pensioner's designated primary beneficiary predeceases the pensioner, then upon the death of the pensioner the balance of the payments due for the unexpired balance of the five-year period is paid in a lump sum to the pensioner's contingent beneficiary or, if none exists, to the estate of the pensioner. Should a designated primary beneficiary die after having started to receive payments and before the unexpired balance of the five-year period, the balance will be paid in a lump sum to the designated contingent beneficiary or, if none exists, to the estate of the primary beneficiary.

The pensioner may change the beneficiary(ies) any time within the five-year period.

**OPTION 4:
TEN-YEAR CERTAIN**

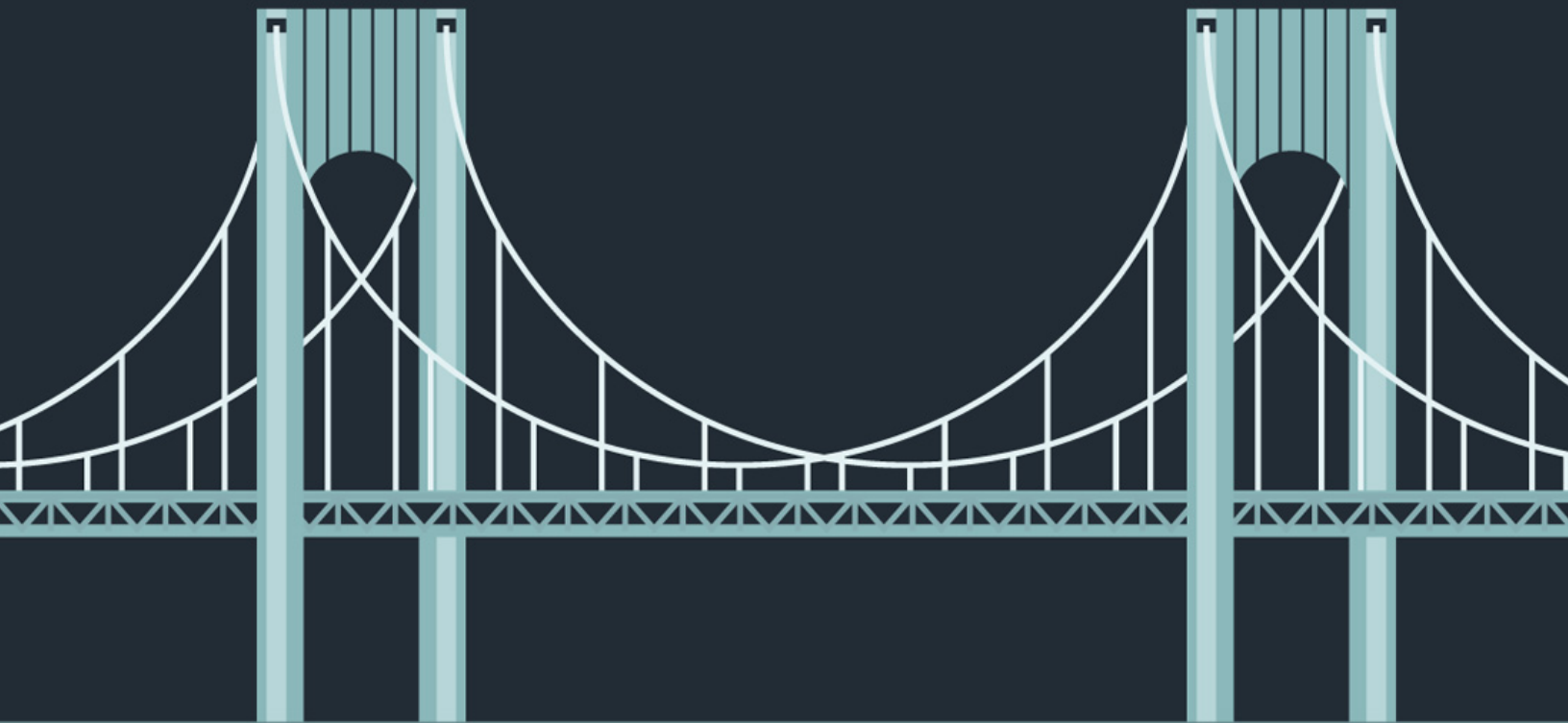
The pensioner receives a reduced monthly lifetime benefit. If the pensioner dies within 10 years from the date of retirement, the reduced monthly benefit will be paid to the surviving designated primary beneficiary for the unexpired balance of the 10-year period. If the pensioner's designated primary beneficiary predeceases the pensioner, then upon the death of the pensioner the balance of the payments due for the unexpired balance of the 10-year period is paid in a lump sum to the pensioner's contingent beneficiary or, if none exists, to the estate of the pensioner. Should a designated primary beneficiary die after having started to receive payments and before the unexpired balance of the 10-year period, the balance will be paid in a lump sum to the designated contingent beneficiary or, if none exists, to the estate of the primary beneficiary.

The pensioner may change the beneficiary(ies) any time within the ten-year period.

Members who retire on or after November 21, 1992 are eligible to elect Option 5, the *Pop-Up* Option.

**OPTION 5:
POP-UP OPTION**

The Pop-Up Option is a variation of a joint-and-survivor option. The pensioner receives a reduced monthly lifetime benefit under a 100% or 50% joint-and-survivor selection. If the beneficiary dies before the pensioner, the pensioner's benefit "pops up," that is, it automatically becomes the Maximum Retirement Allowance, and all payments cease at death.



FINANCIAL SECTION

PART 2

This Page Has Been Left Blank Intentionally



Deloitte & Touche LLP
Two World Financial Center
New York, NY 10281-1414
USA

Tel: +1 212 436 2000
Fax: +1 212 436 5000
www.deloitte.com

INDEPENDENT AUDITORS' REPORT

To the Board of Trustees of the
New York City Employees' Retirement System

We have audited the accompanying statements of plan net assets of the New York City Employees' Retirement System (the "Plan") as of June 30, 2012 and 2011, and the related statements of changes in plan net assets for the years then ended. These financial statements are the responsibility of the Plan's management. Our responsibility is to express an opinion on these financial statements based on our audits.

We conducted our audits in accordance with auditing standards generally accepted in the United States of America. Those standards require that we plan and perform the audit to obtain reasonable assurance about whether the financial statements are free of material misstatement. An audit includes consideration of internal control over financial reporting as a basis for designing audit procedures that are appropriate in the circumstances, but not for the purpose of expressing an opinion on the effectiveness of the Plan's internal control over financial reporting. Accordingly, we express no such opinion. An audit also includes examining, on a test basis, evidence supporting the amounts and disclosures in the financial statements, assessing the accounting principles used and significant estimates made by management, as well as evaluating the overall financial statement presentation. We believe that our audits provide a reasonable basis for our opinion.

In our opinion, the financial statements referred to above present fairly, in all material respects, the net assets of the Plan as of June 30, 2012 and 2011, and the changes in plan net assets for the years then ended in conformity with accounting principles generally accepted in the United States of America.

As discussed in Note 5 to the Plan's financial statements, in 2012 certain actuarial assumptions and methods were revised.

Accounting principles generally accepted in the United States of America require that the Management's Discussion and Analysis, Schedule 1, Schedule 2 and Schedule 3, as listed in the table of contents, be presented to supplement the basic financial statements. Such information, although not a part of the basic financial statements is required by the Governmental Accounting Standards Board who considers it to be an essential part of financial reporting for placing the basic financial statements in an appropriate operational, economic, or historical context. We have applied certain limited procedures to the required supplementary information in accordance with auditing standards generally accepted in the United States of America, which consisted of inquiries of management about the methods of preparing the information and comparing the information for consistency with management's responses to our inquiries, the basic financial statements, and other knowledge we obtained during our audit of the basic financial statements. We do not express an opinion or provide any assurance on the information because the limited procedures do not provide us with sufficient evidence to express an opinion or provide any assurance.

Our audits were conducted for the purpose of forming an opinion on the basic financial statements of the Plan. The accompanying supplementary information listed as Additional Supplementary Information, in the foregoing table of contents, is presented for purposes of additional analysis and is not a required part of the basic financial statements. Such information is the responsibility of management and was derived from and relates directly to the underlying accounting and other records used to prepare the financial statements. The information has been subjected to the auditing procedures applied in our audits of the basic financial statements and certain additional procedures, including comparing and reconciling such information directly to the underlying accounting and other records used to prepared the basic financial statements or to the basic

financial statements themselves, and other additional procedures in accordance with auditing standards generally accepted in the United States of America. In our opinion the Additional Supplementary Information is fairly stated in all material respects in relation to the basic financial statements taken as a whole.

Our audits were conducted for the purpose of forming an opinion on the basic financial statements. The Introductory, Investment, Actuarial, and Statistical Sections, as listed in the foregoing table of contents are presented for the purposes of additional analysis and are not a required part of the basic financial statements. Such information has not been subjected to the auditing procedures applied in the audit of the basic financial statements and, accordingly, we do not express an opinion or provide any assurance on them.

Deloitte & Touche LLP

October 26, 2012

NEW YORK CITY EMPLOYEES' RETIREMENT SYSTEM

MANAGEMENT'S DISCUSSION AND ANALYSIS (UNAUDITED) JUNE 30, 2012 AND 2011

This narrative discussion and analysis of New York City Employees' Retirement System's (NYCERS or the "Plan") financial performance provides an overview of the Plan's financial activities for the fiscal years ended June 30, 2012 and 2011. It is meant to assist the reader in understanding NYCERS' financial statements by providing an overall review of the financial activities during the three years and the effects of significant changes, as well as a comparison with the prior year's activity and results. This discussion and analysis is intended to be read in conjunction with the Plan's financial statements.

OVERVIEW OF BASIC FINANCIAL STATEMENTS

The following discussion and analysis are intended to serve as an introduction to the Plan's basic financial statements. The basic financial statements are:

- **The Statement of Plan Net Assets** — presents the financial position of the Plan at fiscal year end. It indicates the assets available for payment of future benefits and any current liabilities that are owed as of the statement date. Investments are shown at fair value. All other assets and liabilities are determined on an accrual basis.
- **The Statement of Changes in Plan Net Assets** — presents the results of activities during the year. All changes affecting the assets and liabilities of the Plan are reflected on an accrual basis when the activity occurred, regardless of the timing of the related cash flows. In that regard, changes in the fair values of investments are included in the year's activity as net appreciation (depreciation) in fair value of investments.
- **The Notes to Financial Statements** — provide additional information that is essential to a full understanding of the data provided in the financial statements. The notes present information about the Plan's accounting policies, significant account balances and activities, material risks, obligations, contingencies, and subsequent events, if any.

Other information — as required by the Governmental Accounting Standards Board ("GASB") is presented after the Notes to the Financial Statements.

The financial statements are prepared in accordance with GASB Pronouncements.

Financial Highlights — NYCERS' net assets held in trust for benefits have increased by \$246 million (.6%) from \$42.4 billion at June 30, 2011 to \$42.7 billion at June 30, 2012. The main reason for the modest increase was that the increase in value of the Plan's bonds and private equity segments, along with the increase in employer contributions, were enough to offset the losses in the domestic and international equities markets.

NYCERS' net assets held in trust for benefits have increased by \$7.0 billion (20%) from \$35.4 billion at June 30, 2010 to \$42.4 billion at June 30, 2011. The main reason for the increased appreciation was the increase in value of the Plan's investments in both domestic and international equities.

Plan Net Assets
June 30, 2012, 2011, and 2010
(In thousands)

	2012	2011	2010
Cash	\$ 65,452	\$ 6,001	\$ 2,591
Receivables for investment securities sold	682,472	772,253	1,021,723
Receivables for member loans	988,072	967,533	939,698
Receivables for accrued earnings	254,522	222,151	229,823
Investments at fair value	42,694,576	43,329,341	35,957,462
Securities lending collateral	3,694,102	3,367,048	2,917,164
Other assets	<u>404,406</u>	<u>55,669</u>	<u>35,551</u>
Total assets	<u>48,783,602</u>	<u>48,719,996</u>	<u>41,104,012</u>
Accounts payable	333,058	129,989	126,246
Payables for investment securities purchased	1,864,323	2,578,662	2,464,732
Accrued benefits payable	220,180	218,585	197,538
Amount due to Variable Supplements Funds	6,032	6,234	4,156
Due to other retirement systems	568	416	380
Payables for securities lending transactions	<u>3,704,105</u>	<u>3,377,051</u>	<u>2,927,166</u>
Total Liabilities	<u>6,128,266</u>	<u>6,310,937</u>	<u>5,720,218</u>
Plan net assets held in trust for pension benefits	<u>\$ 42,655,336</u>	<u>\$ 42,409,059</u>	<u>\$ 35,383,794</u>

The cash balances are typically relatively small, as was the \$6.0 million balance on June 30, 2011. The Plan's practice is to fully invest its day-end cash balances in a pooled short term investment fund. However, at June 30, 2012 both the Bond accounts and the Private Equity accounts were holding a total of \$65 million in cash. A typical benefit payment account would show an overdrawn balance, since funds are deposited as outstanding benefit checks are presented to the banks for payments each day. These overdrawn balances are the main component of accounts payable.

Receivables for investment securities sold amounted to \$682 million as of June 30, 2012, a decrease of \$90 million (12%) from \$772 million at June 30, 2011, which was a decrease of \$250 million (24%) from \$1.02 billion at June 30, 2010. Although trades typically do not settle until a few days after trade dates, sales of investment securities are reflected on trade dates. These receivables are the result of those timing differences, and are, therefore, of no significance.

The receivable for member loans increased \$20 million (2%), from \$968 million at June 30, 2011 to \$988 million at June 30, 2012. The principal reason for the increase is that the dollar amount of new loans made during the year to members was higher than the principal amount of the repayments.

The receivable for member loans increased \$28 million (3%), from \$940 million at June 30, 2010 to \$968 million at June 30, 2011. The principal reason for the increase is that the dollar amount of new loans made during the year to members was higher than the principal amount of the repayments.

Fair value of investments at June 30, 2012 was \$46.4 billion, a decrease of \$307 million (.7%) from the June 30, 2011 investment value of \$46.7 billion. This was primarily the result of decreases in the value of domestic and international equity holdings.

Fair value of investments at June 30, 2011 was \$46.7 billion, an increase of \$7.8 billion (20%) from the June 30, 2010 investment value of \$38.9 billion. This was primarily the result of increases in the value of domestic and international equity holdings.

Other Assets increased \$348 million from \$56 million in fiscal year 2011 to \$404 million in fiscal year 2012. The increase was due to the City paying its additional required contribution to NYCERS during early July 2012, resulting in a higher receivable balance at June 30, 2012.

Other Assets increased \$20 million from \$36 million in fiscal year 2010 to \$56 million in fiscal year 2011. The increase was due to the City paying its additional required contribution during the first week of July 2012, resulting in a higher receivable balance at June 30, 2011.

Payables for investment securities purchased amounted to \$1.9 billion as of June 30, 2012, a decrease of \$714 million (28%) from \$2.6 billion at June 30, 2011, which was an increase of \$114 million (5%) from \$2.5 billion at June 30, 2010. Although trades typically do not settle until a few days after trade dates, purchases of investment securities are reflected on trade dates. These payables are the result of those timing differences, and are, therefore, of no significance.

Accrued benefits payable at June 30, 2012 increased only \$1.6 million (.7%), from \$219 million at June 30, 2011 to \$220 million at June 30, 2012.

Accrued benefits payable at June 30, 2011 increased \$21 million (11%), from \$198 million at June 30, 2010 to \$219 million at June 30, 2011. The increase in liabilities was due to a higher inventory of pending death benefits.

Changes in Plan Net Assets
Years Ended June 30, 2012, 2011, and 2010
(In thousands)

	2012	2011	2010
Additions:			
Member contributions	\$ 403,641	\$ 413,740	\$ 398,964
Employer contributions	3,017,004	2,387,216	2,197,717
Investment earnings:			
Interest and dividend income	1,165,073	1,112,022	1,062,755
Net appreciation (depreciation) in fair value of investments	(481,678)	6,864,360	3,411,929
Net securities lending income	24,980	20,162	19,387
Investment expenses	<u>(129,482)</u>	<u>(145,088)</u>	<u>(175,261)</u>
Net investment income/(loss)	<u>578,893</u>	<u>7,851,456</u>	<u>4,318,810</u>
Other income	<u>4,772</u>	<u>4,707</u>	<u>4,696</u>
Total additions	<u>4,004,310</u>	<u>10,657,119</u>	<u>6,920,187</u>
Deductions:			
Benefits payments and withdrawals	3,689,230	3,568,707	3,378,423
Payments to other retirement systems	4,977	4,415	3,274
Transfers due to Variable Supplements Funds	12,441	12,358	8,436
Administrative expenses	<u>51,385</u>	<u>46,374</u>	<u>49,676</u>
Total deductions	<u>3,758,033</u>	<u>3,631,854</u>	<u>3,439,809</u>
Net increase	<u>\$ 246,277</u>	<u>\$ 7,025,265</u>	<u>\$ 3,480,378</u>

Employer contributions increased \$630 million, (26%), from \$2.4 billion in fiscal year 2011 to \$3.0 billion in fiscal year 2012. This was primarily the result of the moving average actuarial asset value being impaired by the depreciation of investment assets in fiscal year 2009 of \$8.1 billion, and fiscal year 2010 of \$3.4 billion.

Employer contributions increased \$189 million, (9%), from \$2.2 billion in fiscal year 2010 to \$2.4 billion in fiscal year 2011. This was primarily the result of the moving average actuarial asset value being impaired by the depreciation of investment assets in fiscal year 2008 of \$3.1 billion, and fiscal year 2009 of \$8.1 billion.

Net investment income for the fiscal year ended June 30, 2012 totaled \$579 million, compared to a gain of \$7.8 billion in fiscal year 2011. This \$7.3 billion decrease in investment gains was the result of the investment portfolio experiencing \$482 million depreciation in fiscal year 2012, as compared to the \$6.9 billion appreciation during fiscal year 2011.

Net investment income for the fiscal year ended June 30, 2011 totaled \$7.8 billion, compared to a gain of \$4.3 billion in fiscal year 2010. This \$3.5 billion increase in investment gains was the result of investment appreciation. In order of magnitude, were the categories of domestic equities, international equities, and private equity.

Investment expenses for fiscal year 2012 were \$129 million, compared to \$145 million in fiscal year 2011. The \$16 million decrease (11%) decrease was primarily due to decreased expenses in the private equity sector.

Investment expenses for fiscal year 2011 were \$145 million, compared to \$175 million in fiscal year 2010. The \$30 million (17%) decrease was primarily due to decreased expenses in the private equity and international equity sectors.

Benefit payments and withdrawals for the fiscal year ended June 30, 2012 totaled \$3.7 billion, a \$121 million (3%) increase from the \$3.6 billion of fiscal year 2011. The increase is due to an increase in the number of retirees and their corresponding higher average retirement allowances.

Benefit payments and withdrawals for the fiscal year ended June 30, 2011 totaled \$3.6 billion, a \$190 million (6%) increase from the \$3.4 billion of fiscal year 2010. The increase is due to an increase in the number of retirees and their corresponding higher average retirement allowances.

Administrative expenses increased \$5 million (11%), from \$46.4 million in fiscal year 2011 to \$51.4 million in fiscal year 2012. The primary cause was the build-out costs of NYCERS' business recovery facility.

Administrative expenses decreased \$3.3 million (7%), from \$49.7 million in fiscal year 2010 to \$46.4 million in fiscal year 2011. Due to the difficult economic conditions of the last few years, and its effect on NYCERS' participating employers, NYCERS has strived to conserve its resources as much as possible.

Investments — The table below summarizes the NYCERS investment allocation.

Investment Summary
June 30, 2012, 2011, and 2010
(In thousands)

Type of investment (Fair value)	2012	2011	2010
Short-term investments	\$ 2,437,110	\$ 3,429,197	\$ 1,999,909
U.S. Government securities	4,505,714	4,848,212	3,856,267
Corporate securities	6,093,248	4,275,174	4,538,433
Yankee bonds	87,038	38,054	60,160
Private equity	5,925,335	5,256,511	4,122,908
U.S. equity securities	14,670,178	16,345,534	14,865,897
International equity mutual fund	6,445,808	7,229,340	5,259,017
Domestic equity mutual fund	469,813	600,659	74,391
Mortgage mutual fund	292,158	269,388	216,159
Treasury inflation protected securities mutual fund	922,681	1,013,086	945,309
Promissory notes	22,133	24,186	19,012
Hedge Fund	823,360	-	-
Securities lending collateral	3,694,102	3,367,048	2,917,164
Total	<u>\$ 46,388,678</u>	<u>\$ 46,696,389</u>	<u>\$ 38,874,626</u>

Investment Performance — Investment performance results for fiscal year 2012 were generally consistent with related benchmarks. Domestic equities returned 2.23%, which significantly trailed the Russell 3000 benchmark of 3.84%. International equity holdings returned 13.62%, slightly below the MSCI EAFE Index of 13.83%. Fixed income securities returned 7.05%, significantly below the NYC Core Plus Five Index of 9.35%.

Contact information — This financial report is designed to provide a general overview of the New York City Employees' Retirement System's finances. Questions concerning any data provided in this report or requests for additional information should be directed to John D. Hartman, Deputy Director of Finance, New York City Employees' Retirement System, 335 Adams Street, Suite 2300, Brooklyn, NY 11201-3724.

* * * * *

NEW YORK CITY EMPLOYEES' RETIREMENT SYSTEM

STATEMENTS OF PLAN NET ASSETS

JUNE 30, 2012 AND 2011

(In thousands)

	2012	2011
ASSETS:		
Cash	\$ 65,452	\$ 6,001
Receivables:		
Investment securities sold	682,472	772,253
Member loans	988,072	967,533
Accrued interest and dividends	<u>254,522</u>	<u>222,151</u>
Total receivables	<u>1,925,066</u>	<u>1,961,937</u>
INVESTMENTS — At fair value (Notes 2 and 3):		
Short-term investments:		
U.S. treasury bills	207,050	254,816
Commercial paper	1,380,526	2,032,960
Short-term investment fund	661,062	888,466
U.S. government agency discount notes	82,892	187,950
Misc. Short-term - Hedge Fund	105,580	65,005
Debt securities:		
U.S. government	4,505,714	4,848,212
Corporate	6,093,248	4,275,174
Yankee bonds	87,038	38,054
Private equity	5,925,335	5,256,511
Equities — domestic	14,670,178	16,345,534
Mutual funds:		
International equity	6,445,808	7,229,340
Domestic equity	469,813	600,659
Mortgages	292,158	269,388
Treasury inflation protected securities	922,681	1,013,086
Promissory notes	22,133	24,186
Hedge Fund	823,360	-
Collateral from securities lending	<u>3,694,102</u>	<u>3,367,048</u>
Total investments	<u>46,388,678</u>	<u>46,696,389</u>
OTHER ASSETS	<u>404,406</u>	<u>55,669</u>
Total assets	<u>48,783,602</u>	<u>48,719,996</u>
LIABILITIES:		
Accounts payable	333,058	129,989
Payables for investment securities purchased	1,864,323	2,578,662
Accrued benefits payable (Note 2)	220,180	218,585
Amount due to Variable Supplements Funds	6,032	6,234
Due to other retirement systems	568	416
Securities lending (Note 2)	<u>3,704,105</u>	<u>3,377,051</u>
Total liabilities	<u>6,128,266</u>	<u>6,310,937</u>
PLAN NET ASSETS HELD IN TRUST FOR BENEFITS	<u>\$ 42,655,336</u>	<u>\$ 42,409,059</u>

See notes to financial statements.

NEW YORK CITY EMPLOYEES' RETIREMENT SYSTEM

STATEMENTS OF CHANGES IN PLAN NET ASSETS

YEARS ENDED JUNE 30, 2012 AND 2011

(In thousands)

	2012	2011
ADDITIONS:		
Contributions:		
Member contributions	\$ 403,641	\$ 413,740
Employer contributions	<u>3,017,004</u>	<u>2,387,216</u>
Total contributions	<u>3,420,645</u>	<u>2,800,956</u>
Investment income (Note 2):		
Interest income	527,999	492,169
Dividend income	637,074	619,853
Net appreciation/(depreciation) in fair value of investments	<u>(481,678)</u>	<u>6,864,360</u>
Total investment income	683,395	7,976,382
Less:		
Investment expenses	<u>129,482</u>	<u>145,088</u>
Net income	553,913	7,831,294
Securities lending transactions:		
Securities lending income	26,304	23,364
Less — securities lending fees	<u>1,324</u>	<u>3,202</u>
Net securities lending income	<u>24,980</u>	<u>20,162</u>
Net investment income	<u>578,893</u>	<u>7,851,456</u>
Other — other income	<u>4,772</u>	<u>4,707</u>
Total additions	<u>4,004,310</u>	<u>10,657,119</u>
DEDUCTIONS:		
Benefit payments and withdrawals (Note 1)	3,689,230	3,568,707
Payments to other retirement systems	4,977	4,415
Transfers due to Variable Supplements Funds	12,441	12,358
Administrative expenses	<u>51,385</u>	<u>46,374</u>
Total deductions	<u>3,758,033</u>	<u>3,631,854</u>
INCREASE IN PLAN NET ASSETS	<u>246,277</u>	<u>7,025,265</u>
PLAN NET ASSETS HELD IN TRUST FOR BENEFITS:		
Beginning of year	<u>42,409,059</u>	<u>35,383,794</u>
End of year	<u>\$ 42,655,336</u>	<u>\$ 42,409,059</u>

See notes to financial statements.

NEW YORK CITY EMPLOYEES' RETIREMENT SYSTEM

NOTES TO FINANCIAL STATEMENTS YEARS ENDED JUNE 30, 2012 AND 2011

1. PLAN DESCRIPTION

The City of New York ("The City") maintains a number of pension systems providing benefits for employees of its various agencies (as defined within New York State ("State") statutes and City laws). The City's five major actuarially-funded pension systems are the New York City Employees' Retirement System (the "Plan"), the Teachers' Retirement System of the City of New York — Qualified Pension Plan (TRS), the New York City Board of Education Retirement System — Qualified Pension Plan (BERS), the New York City Police Pension Fund (POLICE) and the New York City Fire Department Pension Fund (FIRE). Each pension system is a separate Public Employee Retirement System (PERS) with a separate oversight body and is financially independent of the others.

The Plan is a cost-sharing, multiple-employer PERS. The Plan provides a pension benefit for employees of The City and various related employers not covered by The City's four other main pension systems. The employers (collectively, the "Employer"), in addition to The City, principally include five authorities, four public benefit corporations, The City University of New York and the State. Substantially, all employees of The City not covered by one of the other four pension systems are covered by the Plan. Permanent employees become Plan members within six months of their employment and may elect to become members earlier. All other employees may become members at their option.

The Plan functions in accordance with existing State statutes and City laws. It combines features of a defined benefit pension plan with those of a defined contribution pension plan. Contributions are made by the Employer and the members.

In June 1991, the Governmental Accounting Standards Board (GASB) issued Statement No. 14, *The Financial Reporting Entity*. The definition of the reporting entity is based primarily on the notion of financial accountability. In determining financial accountability for legally separate organizations, the Plan considered whether its officials appoint a voting majority of an organization's governing body and is either able to impose its will on that organization or if there is a potential for the organization to provide specific financial benefits to, or to impose specific financial burdens on, the Plan. The Plan also considered whether there are organizations that are fiscally dependent on it. It was determined that there are no component units of the Plan.

The Plan is included in the Pension and Other Employee Benefit Trust Funds section of The City's Comprehensive Annual Financial Report (CAFR).

At June 30, 2010 and June 30, 2009, the dates of the Plan's most recent actuarial valuations, the Plan's membership consisted of:

	2010	2009
Retirees and beneficiaries receiving benefits	132,487	131,031
Terminated vested members not yet receiving benefits	8,941	8,867
Other inactives *	19,332	21,513
Active members receiving salary	<u>184,982</u>	<u>186,284</u>
Total	<u>345,742</u>	<u>347,695</u>

* Represents members who are no longer on payroll but not otherwise classified.

Under the One-Year Lag Methodology (OYLM) in effect for Fiscal Years beginning 2006, the actuarial valuation determines the Employer Contribution for the second following Fiscal Year. June 30, 2010 and June 30, 2009 are the dates used for calculating Fiscal Year 2012 and Fiscal Year 2011 Employer Contributions, respectively.

The Plan provides three main types of retirement benefits: service retirements, ordinary disability retirements (non-job-related disabilities) and accident disability retirements (job-related disabilities) to members who are in different "Tiers." The members' Tier is generally determined by the date of membership in the Plan.

The service retirement benefits provided by the Plan for employees who joined before July 1, 1973 (Tier 1), fall into four categories according to the level of benefits provided and the years of service required. Three of the four categories provide annual benefits of 50% to 55% of "final salary" (as defined within State statutes and City laws) after 20 or 25 years of service, with additional benefits equal to a specified percentage per year of service (currently 1.2% to 1.7%) of "final salary" payable for years in excess of the 20-year or 25-year minimum. These benefits are reduced on an actuarial basis for any loans with unpaid balances outstanding at the date of retirement. These benefits are increased, where applicable, by an annuity attributable to member contributions in excess of the required amount and by any benefits attributable to the Increased-Take-Home-Pay (ITHP) contributions accumulated after the 25th year of member's qualifying service. ITHP represents amounts contributed by The City in lieu of members' own contributions. These amounts reduce the contributions that members would have to make to the Plan during their service and thereby increase their take-home pay. Members have the choice of waiving their ITHP reduction, which would reduce their take-home pay but provide them with additional benefits upon retirement.

The fourth category has no minimum service requirement and instead provides an annual benefit for each year of service equal to a specified percentage (currently 0.7% to 1.53%) of "final salary."

The State Constitution provides that the pension rights of public employees are contractual and shall not be diminished or impaired. In 1973, 1976, 1983 and 2012, significant amendments made to the State Retirement and Social Security Law (RSSL) modified certain benefits for employees joining the Plan on or after the effective date of such amendments.

Members who joined after July 1, 1973 and before July 27, 1976 (Tier 2), have provisions similar to Tier 1, except that the eligibility for retirement and the salary base for benefits are different and there is a limitation on the maximum benefit. This maximum benefit limitation was subsequently eliminated under Chapter 574 of the Laws of 2000 for all Tier 2 members who retired after December 8, 2000.

Members who joined the Plan on or after July 27, 1976, and prior to September 1, 1983 (Tier 3), were later mandated into Tier 4, but could retain their Tier 3 rights. Tier 3 requires member contributions of 3.0% of salary for a period not to exceed 30 years, has benefits reduced by one half of the primary Social Security benefit attributable to service with the Employer, and provides for an automatic annual cost-of-living escalator in pension benefits of not more than 3.0%. Effective October 1, 2000, these members are not required to make contributions after the 10th anniversary of their membership date or completion of ten years of credited service, whichever is earlier.

Members who joined the Plan on or after September 1, 1983 and prior to April 1, 2012 (Tier 4) must make basic contributions of 3.0% of salary until termination of service. Effective October 1, 2000, these members, except for certain Transit Authority employees, are not required to make contributions after the 10th anniversary of their membership date or completion of ten years of credited service, whichever is earlier. Effective December 2000, certain Transit Authority members make basic contributions of 2.0% of salary in accordance with Chapter 10 of the Laws of 2000. Certain members also make additional member contributions. The annual benefit is 1.67% of "final average salary" per year of service for members with less than 20 years of service, 2% of "final average salary" per year of service for members with 20 to 30 years, plus 1.5% of "final average salary" per year of service for service in excess of 30 years.

The Plan also provides death benefits; and certain retirees also receive supplemental benefits.

Subject to certain conditions, members generally become fully vested as to benefits upon the completion of 5 years of service.

During the Spring 2000 session, the State Legislature approved and the State Governor (“Governor”) signed laws that provide automatic Cost-of-Living Adjustments (COLA) for certain retirees and beneficiaries (Chapter 125 of the Laws of 2000), additional service credits for certain Tier 1 and Tier 2 members and reduced member contributions for certain Tier 3 and Tier 4 members (Chapter 126 of the Laws of 2000).

Subsequent legislation, affecting members of Tiers 2, 3, and 4, has created various improved early retirement benefit programs under which eligible employees may elect to pay additional contributions. Members first employed after the effective date of such legislation are mandated into these programs.

On March 16, 2012, the Governor signed Chapter 18 of the Laws of 2012 (“Chapter 18/12”) that placed certain limitations on the Tier 3 and Tier 4 benefits available to participants in most New York State PERS who join a System on and after April 1, 2012, including NYCERS. In general, these changes, commonly referred to as Tier 6, increase the age requirement to 63 for most non-uniformed employees to retire and receive a full pension, require member contributions for all years of service for non-uniformed employees, institute progressive member contributions for non-uniformed employees, lengthen the final average salary (FAS) period from 3 to 5 years, cap FAS for non-uniformed employees to an amount equal to the Governor’s salary, extend and harmonize the Tier 3 benefits for POLICE and FIRE to other uniformed forces and to DA Investigators and offer an optional defined-contribution plan to certain non-represented employees.

2. SUMMARY OF SIGNIFICANT ACCOUNTING POLICIES AND PLAN ASSET MATTERS

Basis of Accounting — The Plan uses the accrual basis of accounting where the measurement focus is on the flow of economic resources. Revenues are recognized in the accounting period in which they are earned and expenses are recognized in the period incurred. Contributions from members are recognized when the employers make payroll deductions from Plan members. Employer contributions are recognized when due and the employer has made a formal commitment to provide the contributions. Benefits and refunds are recognized when due and payable in accordance with the terms of the Plan.

Investment Valuation — Investments are reported at fair value. Securities purchased pursuant to agreements to resell are carried at the contract price, exclusive of interest, at which the securities will be resold. Fair value is defined as the closing market value on the last trading day of the period, except for the Short-Term Investment Fund (“STIF”, a money market fund), International Investment fund (“IIF”) and Alternative Investment funds (“ALTINVF”). The IIF are private funds of publicly traded securities which are managed by various investment managers on behalf of the Plan. Fair value is determined by Plan management based on information provided by the various investment managers. The investment managers determine fair value using the last available quoted price for each security owned, adjusted by any contributions to or withdrawals from the fund during the period. The ALTINVF are investments for which exchange quotations are not readily available and are valued at estimated fair value, as determined in good faith by the General Partner (“GP”). These investments are initially valued at cost with subsequent adjustments that reflect third party transactions, financial operating results, and other factors deemed relevant by the GP. Fair value is determined by plan management based on information provided by the various GPs after review by an independent consultant and the custodian bank for the fund.

Purchases and sales of securities are reflected on the trade date. Dividend income is recorded on the ex-dividend date. Interest income is recorded as earned on an accrual basis.

No investment in any one organization represents 5% or more of the plan net assets held in trust for pension benefits.

The Plan does not possess an investment risk policy statement nor does it actively manage Plan assets to specified risk targets. Rather, investment risk management is an inherent function of our asset allocation process. Plan assets are diversified over a broad range of asset classes and encompass multiple investment strategies aimed at limiting concentration risk.

Income Taxes — Income earned by the Plan is not subject to Federal income tax.

Accounts Payable — Accounts payable is principally comprised of amounts owed to the Plan’s banks for overdrawn bank balances. The Plan’s practice is to fully invest the cash balances of most bank accounts on a daily

basis. Overdrawn balances result primarily from outstanding benefit checks that are presented to the banks for payment on a daily basis. These balances are routinely settled each day.

Securities Lending Transactions — State statutes and Board policies permit the Plan to lend its investments to broker-dealers and other entities for collateral, with a simultaneous agreement to return the collateral for the same securities in the future. The Plan's custodian lends the following types of securities: short-term securities, common stock, long-term corporate bonds, U.S. Government and U.S. Government agencies' bonds, asset-backed securities and international equities and bonds held in collective investment funds. In return, it receives collateral in the form of cash and U.S. Treasury and U.S. Government agency securities at 100 percent to 105 percent of the principal plus accrued interest for reinvestment. At June 30, 2012, management believes the Plan had no credit risk exposure to borrowers because the amounts the Plan owed the borrowers equaled or exceeded the amounts the borrowers owed the Plan. The contracts with the Plan custodian require borrowers to indemnify the Plan if the borrowers fail to return the securities and if the collateral is inadequate to replace the securities loaned or fail to pay the Plan for income distributions by the securities' issuers while the securities are on loan. All securities loans can be terminated on demand within a period specified in each agreement by either the Plan or the borrowers. Cash collateral is invested in the lending agents' short-term investment pools, which have a weighted average maturity of 90 days. As of June 30, 2012, the maturities of the investments which were made with the cash collateral exceeded, by approximately 30 days, the maturities of the securities loaned. As of June 30, 2012, the market value of securities on loan is \$4.2 billion. The underlying fixed income securities have an average maturity of 10 years.

During fiscal year 2003, the value of certain securities, which had been purchased with cash collateral, became impaired because of the credit failure of the issuer. Accordingly, the carrying amount of the collateral reported in the Plan's statement of plan net assets for fiscal year 2003 was reduced by \$30 million to reflect this impairment and reflect the net realizable value of the securities purchased with collateral from securities lending transactions. In the fiscal years 2004 to 2009, the Plan received \$20 million from distributions in bankruptcy proceedings from the defaulted issuer, as well as litigation settlements. The Plan has received no additional recoupment after fiscal year 2009.

The securities lending program in which the Plan participates only allows pledging or selling securities in the case of borrower default.

GASB Statement No. 28, *Accounting and Financial Reporting for Securities Lending Transactions*, requires that securities loaned as assets and related liabilities be reported in the statements of plan net assets. Cash received as collateral on securities lending transactions and investments made with that cash are reported as assets. Securities received as collateral are also reported as assets if the government entity has the ability to pledge or sell them without a borrower default. Accordingly, the Plan recorded the investments purchased with the cash collateral as collateral from securities lending with a corresponding liability for securities lending.

New Accounting Standard Adopted — In fiscal year 2011, the Plan adopted one new statement on financial accounting standards issued by the Governmental Accounting Standards Board ("GASB"). GASB Statement No. 59, *Financial Instruments Omnibus*, updates and improves existing standards regarding financial reporting and disclosure requirements of certain financial instruments and external investment pools for which significant issues have been identified in practice. The Plan has determined that GASB Statement No. 59 had no impact on the Plan's financial statements as a result of the implementation.

New Accounting Standard Issued but Not Yet Effective- In June of 2012, GASB issued Statement No. 67, *Financial Reporting for Pension Plans*. This Statement establishes financial reporting standards for state and local governmental pension plans, defined benefit pension plans and defined contribution pension plans that are administered through trusts or equivalent arrangements in which: (1) contributions from employers and nonemployer contributing entities to the pension plan and earnings on those contributions are irrevocable (2) pension plan assets are dedicated to providing pensions to plan members in accordance with the benefit terms and (3) pension plan assets are legally protected from the creditors of employers, nonemployer contributing entities, and the pension plan administrator. If the plan is a defined benefit pension plan, plan assets also are legally protected from creditors of the plan members. For defined benefit pension plans, this statement establishes standards of financial reporting for separately issued financial reports and specifies the required approach to measuring the pension liability of employers and nonemployer contributing entities for benefits provided through the pension plan (the net pension

liability), about which information is required to be presented. Distinctions are made regarding the particular requirements depending upon the type of pension plan administered. This Statement replaces the requirements of Statement No. 25, *Financial Reporting for Defined Benefit Pension Plans and Note Disclosures for Defined Contribution Plans*, and Statement No. 50, *Pension Disclosures*, as they relate to pension plans that are administered through trusts or equivalent arrangements that meet certain criteria. The requirements of Statements 25 and Statement No. 50 remain applicable to pension plans that are not administered through trusts covered by the scope of this Statement and to defined contribution plans that provide postemployment benefits other than pensions. The provisions of Statement No. 67 are effective for financial statements for fiscal years beginning after June 15, 2013. Earlier application is encouraged. The Plan has not completed the process of evaluating the impact of Statement No. 67 on its financial statements.

3. INVESTMENTS AND DEPOSITS

The Comptroller of The City of New York (the “Comptroller”) acts as an investment advisor to the Plan. In addition, the Plan employs an independent investment consultant as an investment advisor. The Plan utilizes several investment managers to manage the long-term debt and equity portfolios. The managers are regularly reviewed, with regard to both their investment performance and their adherence to investment guidelines.

Concentration of Credit Risk — The legal requirements for Plan investments are as follows:

- a. Fixed income, equity and other investments may be made as permitted by New York State RSSL §§ 176-178(a) and Banking Law § 235, the New York City Administrative Code, and the Legal Investments for New York Savings Banks list as published by The New York State Banking Department, subject to Note 3(b).
- b. Investments up to 25% of total pension fund assets may be made in instruments not expressly permitted by the State RSSL.

Bank of New York Mellon (“BNYM”) is the primary custodian for substantially all of the securities of the Plan.

Cash deposits are insured by the Federal Deposit Insurance Corporation for up to \$250,000 per Plan member and are, therefore, fully insured.

Credit Risk — Portfolios other than U.S. Government and related portfolios have credit rating limitations. Investment Grade portfolios are limited to mostly ratings of BBB and above except that they are also permitted a 10% maximum exposure to BB & B rated securities. While non-investment grade managers are primarily invested in BB & B rated securities, they can also invest up to 7% of their portfolio in securities rated CCC. Non-rated securities are considered to be non-investment grade. The quality ratings of investments, by percentage of the rated portfolio, as described by nationally recognized statistical rating organizations, are as follows:

Investment Type*	S&P Quality Ratings							Short Term	Not Rated	Total
	AAA	AA	A	BBB	BB	B	CCC & Below			
June 30, 2012										
U.S. Government	- %	- %	- %	- %	- %	- %	- %	- %	- %	- %
Corporate bonds	1.15	3.15	13.72	20.30	12.91	11.91	3.44	-	6.78	73.36
Yankee bonds	0.02	0.16	0.11	0.26	0.03	-	-	0.18	0.07	0.83
Short-term:										
Commercial paper	-	-	-	-	-	-	-	16.57	-	16.57
Pooled funds	-	-	-	-	-	-	-	-	9.24	9.24
U.S. Treasuries	-	-	-	-	-	-	-	-	-	-
U.S. Agencies	-	-	-	-	-	-	-	-	-	-
Percent of rated portfolio	<u>1.17 %</u>	<u>3.31 %</u>	<u>13.83 %</u>	<u>20.56 %</u>	<u>12.94 %</u>	<u>11.91 %</u>	<u>3.44 %</u>	<u>16.75 %</u>	<u>16.09 %</u>	<u>100.00 %</u>
Investment Type*	S&P Quality Ratings							Short Term	Not Rated	Total
	AAA	AA	A	BBB	BB	B	CCC & Below			
June 30, 2011										
U.S. Government	- %	- %	- %	- %	- %	- %	- %	- %	- %	- %
Corporate bonds	1.57	3.46	12.62	16.31	8.55	8.55	3.03	-	5.17	59.26
Yankee bonds	0.07	-	0.11	0.10	-	-	-	-	0.07	0.35
Short-term:										
Pooled funds	-	-	-	-	-	-	-	27.34	-	27.34
U.S. Treasuries	-	-	-	-	-	-	-	-	13.05	13.05
U.S. Agencies	-	-	-	-	-	-	-	-	-	-
Percent of rated portfolio	<u>1.64 %</u>	<u>3.46 %</u>	<u>12.73 %</u>	<u>16.41 %</u>	<u>8.55 %</u>	<u>8.55 %</u>	<u>3.03 %</u>	<u>27.34 %</u>	<u>18.29 %</u>	<u>100.00 %</u>

* U.S. Treasury Bonds, Notes and Treasury-inflation protected securities are obligations of the U.S. government or explicitly guaranteed by the U.S. government and therefore not considered to have credit risk and are not included above.

Custodial Credit Risk — Deposits are exposed to custodial credit risk if they are uninsured and uncollateralized. Custodial credit risk is the risk that, in the event of a failure of the counterparty, the Plan will not be able to recover the value of its investment or collateral securities that are in the possession of an outside party. Investment securities are exposed to custodial credit risk if the securities are uninsured, are not registered in the name of the Plan and are held by either the counterparty or the counterparty's trust department or agent but not in the Plan's name.

Consistent with the Plan's investment policy, the investments are held by the Plan's custodian and registered in the Plan's name.

All of the Plan's deposits are insured and or collateralized by securities held by a financial institution separate from the Plan's depository financial institution.

All of the Plan's securities are held by the Plan's custodial bank in the Plan's name.

Interest Rate Risk — Interest rate risk is the risk that the fair value of investments could be adversely affected by the change in interest rates. Duration limits are used to control the portfolios exposure to interest rate changes. In the investment grade core Fixed Income portfolios duration is limited to a range of -1 to .75 years versus the duration of the benchmark indices. Duration range is a measure of the overall portfolio, while statements of the stated maturity reflect the specific maturities of the individual securities held. The Plan has no formal risk policy. The lengths of investment maturities (in years), as shown by the percent of the rated portfolio, are as follows:

Years to Maturity

Investment Type June 30, 2012	Investment Maturities				
	Fair Value	Less Than One Year	One to Five Years	Six to Ten Years	More Than Ten Years
U.S. Government	33.89 %	0.12 %	1.04 %	4.34 %	28.39 %
Corporate	46.31	1.30	11.99	20.56	12.46
Yankee bonds	0.52	0.02	0.30	0.08	0.12
Short term:					
Commercial paper	10.46	10.46	-	-	-
Pooled funds	5.83	5.83	-	-	-
US Agencies	2.99	2.99	-	-	-
Percent of rated portfolio	<u>100.00 %</u>	<u>20.72 %</u>	<u>13.33 %</u>	<u>24.98 %</u>	<u>40.97 %</u>

Investment Type June 30, 2011	Investment Maturities				
	Fair Value	Less Than One Year	One to Five Years	Six to Ten Years	More Than Ten Years
U.S. Government	38.43 %	0.04 %	5.26 %	5.42 %	27.71 %
Corporate	34.19	0.73	10.38	12.33	10.75
Yankee bonds	0.20	0.01	0.11	0.06	0.02
Short term:					
Commercial paper	15.85	15.85	-	-	-
Pooled funds	7.57	7.57	-	-	-
US Agencies	3.76	3.47	0.24	-	0.05
Percent of rated portfolio	<u>100.00 %</u>	<u>27.67 %</u>	<u>15.99 %</u>	<u>17.81 %</u>	<u>38.53 %</u>

Foreign Currency Risk — Foreign currency risk is the risk that changes in the exchange rates will adversely impact the fair value of an investment. Currency risk is present in underlying portfolios that invest in foreign stocks and/or bonds. The currency markets have proven to be good diversifiers in a total portfolio context; therefore, the Plan has numerous managers that invest globally. In general, currency exposure is viewed as a benefit for its diversification reasons and not as an inherent risk within the portfolio. The Plan has no formal risk policy.

In addition to investments in foreign stocks and/or bonds, the Plan invests in foreign currencies. The Plan's foreign currency holdings as of June 30, 2012 and 2011 are as follows (amounts in U.S. dollars, in thousands):

Trade Currency	2012	2011
Euro Currency	\$ 882,969	\$ 1,424,827
British Pnd Sterling	846,286	1,040,565
Japanese Yen	692,127	888,566
South Korean Won	430,086	392,161
New Taiwan Dollar	344,941	311,238
Swiss Franc	321,299	366,932
Brazilian Real	280,170	265,613
South African Rand	270,018	207,844
Indian Rupee	224,565	215,558
Australian Dollar	214,073	273,989
Malaysian Ringgit	171,326	107,685
Mexican Nuevo Peso	169,984	109,546
Hong Kong Dollar	114,502	131,223
Swedish Krona	112,400	109,361
Indonesian Rupiah	109,520	84,628
Thai Baht	105,803	63,497
Singapore Dollar	76,665	91,243
Polish Zloty	65,824	47,920
Canadian Dollar	55,894	84,173
Chilean Peso	54,773	31,705
Danish Krone	53,014	58,118
Philippines Peso	32,941	13,149
Norwegian Krone	31,051	44,425
Czech Koruna	26,904	20,399
Hungarian Forint	21,252	10,471
Colombian Peso	19,463	4,398
Egyptian Pound	15,726	4,268
Turkish Lira	13,598	19,545
Israeli Shekel	8,165	9,386
Nuevo Sol (Peru)	3,579	-
Argentina Peso	221	-
New Zealand Dollar	2,265	4,720
	<u>5,771,404</u>	<u>6,437,153</u>
Total	<u>\$ 5,771,404</u>	<u>\$ 6,437,153</u>

Securities Lending Transactions:

Credit Risk — The quality ratings of investments held as collateral for Securities Lending are as follows:

Investment Type and Fair Value of Securities Lending Transactions (In thousands)	S&P Quality Ratings									
	AAA	AA	A	BBB	BB	B	CCC & Below	Short Term	Not Rated	Total
June 30, 2012										
Government Corporate Yankee	\$ 469,161	\$ 958,854	\$ 800,883	\$ -	\$ -	\$ 33,769	\$ -	\$ -	\$ 150,325	\$ 2,279,299
Short-term:										
Commercial paper	-	-	80,631	-	-	-	-	-	-	80,631
Repurchase agreements	-	-	-	-	-	-	-	-	-	-
Reverse repurchase agreements	-	-	-	-	-	-	-	-	849,924	849,924
Certificates of deposit	-	-	337,962	-	-	-	-	-	-	337,962
Master notes	-	-	-	-	-	-	-	-	-	-
U.S. Treasury	-	-	-	-	-	-	-	-	-	-
U.S. Agencies	-	-	-	-	-	-	-	-	-	-
Time deposit	-	-	-	-	-	-	-	-	-	-
Money Market	-	-	-	-	-	-	-	-	-	-
Uninvested	-	-	-	-	-	-	-	-	(4,039)	(4,039)
Total	\$ 469,161	\$ 958,854	\$ 1,219,476	\$ -	\$ -	\$ 33,769	\$ -	\$ -	\$ 1,012,842	\$ 3,694,102
Percent of securities lending portfolio	12.70 %	25.96 %	33.01 %	- %	- %	0.91 %	- %	- %	27.42 %	100.00 %
	S&P Quality Ratings									
June 30, 2011										
Government Corporate Yankee	\$ 481,955	\$ 1,214,854	\$ 852,528	\$ -	\$ -	\$ -	\$ -	\$ -	\$ -	\$ 2,549,337
Short-term:										
Commercial paper	-	-	20,012	-	-	-	-	-	-	20,012
Repurchase agreements	-	-	-	-	-	-	-	-	-	-
Reverse repurchase agreements	-	-	-	-	-	-	-	-	679,625	679,625
Certificates of deposit	-	-	77,294	-	-	-	-	-	-	77,294
Master notes	-	-	-	-	-	-	-	-	-	-
U.S. Treasury	-	-	-	-	-	-	-	-	-	-
U.S. Agencies	-	-	-	-	-	-	-	-	-	-
Time deposit	-	-	40,162	-	-	-	-	-	-	40,162
Money Market	-	-	-	-	-	-	-	-	618	618
Uninvested	-	-	-	-	-	-	-	-	-	-
Total	\$ 481,955	\$ 1,214,854	\$ 989,996	\$ -	\$ -	\$ -	\$ -	\$ -	\$ 680,243	\$ 3,567,048
Percent of securities lending portfolio	14.32 %	36.08 %	29.40 %	- %	- %	- %	- %	- %	20.20 %	100.00 %

Interest Rate Risk — The lengths of investment maturities (in years) of the collateral for Securities Lending are as follows:

Years to Maturity (In thousands)	Investment Maturities				
	Fair Value	Less Than One Year	One to Five Years	Six to Ten Years	More Than Ten Years
Investment Type June 30, 2012					
Government	\$ 150,325	\$ 50,499	\$ 99,826	-	-
Corporate	2,279,299	1,558,311	720,988	-	-
Short-term:					
Commercial paper	80,631	80,631	-	-	-
Repurchase agreements	-	-	-	-	-
Reverse repurchase agreements	849,924	849,924	-	-	-
Certificates of deposits	337,962	337,962	-	-	-
Uninvested	(4,039)	(4,039)	-	-	-
Total	<u>\$3,694,102</u>	<u>\$2,873,288</u>	<u>\$ 820,814</u>	<u>\$ -</u>	<u>\$ -</u>
Percent of securities lending portfolio	<u>100.00 %</u>	<u>77.57 %</u>	<u>22.43 %</u>	<u>- %</u>	<u>- %</u>
	Investment Maturities				
	Fair Value	Less Than One Year	One to Five Years	Six to Ten Years	More Than Ten Years
Investment Type June 30, 2011					
Government	\$ -	\$ -	\$ -	\$ -	\$ -
Corporate	2,549,337	1,531,659	1,017,678	-	-
Short-term:					
Commercial paper	20,012	20,012	-	-	-
Repurchase agreements	-	-	-	-	-
Reverse repurchase agreements	679,625	679,625	-	-	-
Certificates of deposits	77,294	77,294	-	-	-
Time deposit	40,162	40,162	-	-	-
Money Market	618	618	-	-	-
Uninvested	-	-	-	-	-
Total	<u>\$3,367,048</u>	<u>\$2,349,370</u>	<u>\$1,017,678</u>	<u>\$ -</u>	<u>\$ -</u>
Percent of securities lending portfolio	<u>100.00 %</u>	<u>69.78 %</u>	<u>30.22 %</u>	<u>- %</u>	<u>- %</u>

4. DUE TO VARIABLE SUPPLEMENTS FUNDS (“VSFs”)

The Administrative Code of the City of New York (ACNY) provides that the Plan maintains the Housing Police Superior Officers' Variable Supplements Fund (HPSOVSF), the Housing Police Officers' Variable Supplements Fund (HPOVSF), the Transit Police Superior Officers' Variable Supplements Fund (TPSOVSF) and the Transit Police Officers' Variable Supplements Fund (TPOVSF). In addition, Chapter 657 of the Laws of 1999 established the Correction Officers' Variable Supplements Fund (COVSF) and the Correction Captains' and Above Variable Supplements Fund (CCAVSF). Chapter 255 of the Laws of 2000 (“Chapter 255/00”) combined the COVSF and the CCAVSF into an amended Correction Officers' Variable Supplements Fund (referred to herein as COVSF).

Excess earnings are defined as the amount by which earnings on equity investments of the Plan exceed what the earnings would have been had such funds been invested at a yield comparable to that available from fixed income securities, less any cumulative deficiencies of prior years' excess earnings that fell below the yield of fixed income investments. The ACNY further provides that the Plan transfer to the VSFs certain excess earnings on equity investments of the Plan, if any.

Due to the merging of Housing Police and Transit Police into The City's Police Department, there are no active members of the Housing Police and Transit Police; therefore, excess earnings on equity investments from the Plan, if any, do not produce any transfers to the Housing and Transit Police VSFs.

However, with the passage of Chapter 255/00, the Plan is required to transfer assets to the Housing and Transit Police VSFs whenever the assets of these VSFs are not sufficient to pay benefits. With respect to the benefits payable from HPSOVSF for fiscal years 2012 and 2011, the Plan incurred expenses of approximately \$2.9 million and \$2.9 million, respectively. With respect to the benefits payable from TPSOVSF, for fiscal years 2012 and 2011, the Plan incurred expenses of approximately \$3.2 million and \$3.2 million, respectively. With respect to the benefits payable from HPOVSF for fiscal years 2012 and 2011, the Plan incurred expenses of approximately \$2.3 million and \$2.3 million, respectively. With respect to the benefits payable from TPOVSF for fiscal years 2012 and 2011, the Plan incurred expenses of approximately \$4.2 million and \$4.0 million, respectively.

With respect to the COVSF, for fiscal years 2012 and 2011, the excess earnings of the Plan, inclusive of prior years' cumulative deficiencies, are estimated to be equal to zero and, therefore, no transfer will be due from the Plan to the COVSF as of June 30, 2012 and June 30, 2011.

5. CONTRIBUTIONS AND ACTUARIAL ASSUMPTIONS

The financial objective of the Plan is to fund members' retirement benefits during their active service and to establish Employer contribution rates which, expressed as a percentage of annualized covered payroll, will remain approximately level from year to year. The Employer contributes amounts that, together with Member Contributions and investment income, are intended to ultimately be sufficient to accumulate assets to pay benefits when due.

Member Contributions — Members who joined prior to July 27, 1976, contribute by salary deductions on the basis of a normal rate of contribution that is assigned by the Plan at membership. The member normal rate, which is dependent upon age and actuarial tables in effect at the time of membership, is determined so as to provide approximately one-fourth of the service retirement allowance at the earliest age for service retirement. For age at membership equal to 20, the member

normal rate ranges between 5.80% and 9.10%. For age at membership equal to 40, the member normal rate ranges between 4.30% and 4.80%.

Members who joined on or after July 27, 1976 and before April 1, 2012, are mandated to contribute 3.0% of salary during all years of coverage except for Department of Correction members, who contribute 3.0% for not more than 30 years. Effective October 1, 2000, certain members are not required to make contributions after the 10th anniversary of their membership date or completion of ten years of credited service, whichever is earlier. In addition, certain members who are Tier 2 or Tier 3 corrections officers and certain other Tier 2 and Tier 4 members contribute additional amounts ranging from 1.85% to 7.46% for improved early retirement benefits.

Members who join on and after April 1, 2012 (Tier 6) are mandated to contribute Basic Member Contributions (BMCs) until they separate from City service or until they retire. The BMC rate is dependent on annual wages earned during a plan year and ranges from 3.0% for salaries less than \$45,000 to 6.0% for salaries greater than \$100,000.

In addition to BMCs, Tier 6 Special Plan members must contribute Additional Member Contributions (AMCs). The AMC rate is plan-specific. Tier 6 Special Plan members must contribute AMCs until they attain 30 years of service or retire, whichever comes first, except for TBTA 20/50 Plan members, who must contribute AMCs for 20 years.

Uniformed members of the Department of Correction, uniformed members of the Department of Sanitation and DA Investigator members employed in a District Attorney office, in general, participate in a Tier 6 22-year Plan. These members are required to contribute 3% of gross wages until 25 years of service or until they retire, except DA Investigator members, who must contribute 3% of gross wages until they retire.

Employer Contributions — Statutorily-required contributions (“Statutory Contributions”) to the Plan, determined by the Plan’s Chief Actuary of the Office of the Actuary (the “Actuary”) in accordance with State statutes and City laws, are generally funded by the Employer within the appropriate fiscal year.

The June 30, 2010 (Lag) actuarial valuation used to determine the Fiscal Year 2012 Employer Contribution was based on revised actuarial assumptions and methods proposed by the Actuary (the “2012 A&M”). Where required, the Board of Trustees of the Plan adopted those changes to the actuarial assumptions and methods that required Board approval. The State Legislature and the Governor were expected to enact enabling legislation prior to June 30, 2012 and are now expected, upon the Legislature reconvening, to enact a Chapter Law to provide for those changes in actuarial assumptions and methods that require legislation, including the Actuarial Interest Rate (AIR) assumption of 7.0% per annum, net of expenses, the Entry Age Actuarial Cost Method and the amortization of Unfunded Actuarial Accrued Liabilities.

The June 30, 2009 (Lag) actuarial valuation was used to determine the Fiscal Year 2011 Employer Contribution. There were no changes in actuarial assumptions and methods from the prior actuarial valuation.

Beginning with the June 30, 2010 (Lag) actuarial valuation under the 2012 A&M, the Entry Age Actuarial Cost Method (EAACM) of funding is utilized by the Plan’s Actuary to calculate the contribution required of the Employer.

Under this method, the Actuarial Present Value (APV) of Benefits (APVB) of each individual included in the actuarial valuation is allocated on a level basis over the earnings (or service) of the individual between entry age and assumed exit age(s). The employer portion of this APV allocated to a valuation year is the Normal Cost. The portion of this APV not provided for at a valuation date

by the APV of Future Normal Costs or future member contributions is the Actuarial Accrued Liability (AAL).

The excess, if any, of the AAL over the Actuarial Asset Value (AAV) is the Unfunded Actuarial Accrued Liability (UAAL).

Under this method, actuarial gains (losses), as they occur, reduce (increase) the UAAL and are explicitly identified and amortized.

Increases (decreases) in obligations due to benefit changes, actuarial assumption changes and/or actuarial method changes are also explicitly identified and amortized.

Previously, the Frozen Initial Liability Actuarial Cost Method was utilized by the Actuary to calculate the contributions from the Employer. Under this actuarial cost method, the Initial Liability was reestablished by the Entry Age Actuarial Cost Method as of June 30, 1999, but with the Unfunded Actuarial Accrued Liability (UAAL) not less than zero. The excess of the Actuarial Present Value (APV) of projected benefits of members as of the valuation date, over the sum of the Actuarial Asset Value (AAV) plus UAAL, if any, and the APV of future employee contributions, was allocated on a level basis over the future earnings of members who were on the payroll as of the valuation date. Actuarial gains and losses were reflected in the employer normal contribution rate.

Chapter 85 of the Laws of 2000 ("Chapter 85/00") reestablished the UAAL and eliminated the Balance Sheet Liability (BSL) for actuarial purposes as of June 30, 1999. The schedule of payments toward the reestablished UAAL provides that the UAAL, if any, be amortized over a period of 11 years beginning Fiscal Year 2000, where each annual payment after the first equals 103% of its preceding annual payment.

The Fiscal Year 2011 and Fiscal Year 2010 Employer Contributions do not reflect any potential impact related to the bankruptcy filing on December 3, 2009 by the New York City Off-Track Betting Corporation (OTB) and to its shutdown on December 7, 2010. The results were developed herein assuming OTB is an ongoing concern.

The APV of projected benefits includes the obligations of the Plan to the HPOVSF, the HPSOVSF, the TPOVSF, the TPSOVSF and the COVSF (referred to collectively as the NYCERS VSFs), which are recognized through the Liability Valuation Method.

Under this method, the APV of Future SKIM from the Plan to the NYCERS VSFs is included directly as an actuarial liability of the Plan. SKIM is all or a portion of the excess earnings on equity securities of the Plan which are transferable to the NYCERS VSFs. The APV of Future SKIM is computed as the excess, if any, of the APV of benefits of each individual NYCERS VSF offset by the AAV of that individual NYCERS VSF, respectively. Under the EAACM, a portion of the APV of Future Skim is reflected in the APV of Future Normal Costs and a portion is reflected in the UAAL.

The concept in use for the Actuarial Asset Valuation Method (AAVM) for actuarial valuations on and after June 30, 2012 is the same as that in use for the June 30, 2009 (Lag) actuarial valuation.

In accordance with this AAVM, actual Unexpected Investment Returns (UIR) for Fiscal Years 2012, 2013, etc. are phased into the Actuarial Asset Value (AAV) beginning June 30, 2012, June 30, 2013, etc. at rates of 15%, 15%, 15%, 15%, 20% and 20% per year (i.e., cumulative rates of 15%, 30%, 45%, 60%, 80% and 100% over a period of six years).

The Actuary reset the Actuarial Asset Value to the Market Value of Assets (MVA) as of June 30, 2011 (i.e., "Market Value Restart").

For the June 30, 2010 (Lag) actuarial valuation, the AAV is defined to recognize Fiscal Year 2011 investment performance. The June 30, 2010 AAV is derived as equal to the June 30, 2011 MVA, discounted by the AIR assumption (adjusted for cash flow) to June 30, 2010.

Chapter 125 of the Laws of 2000 ("Chapter 125/00") provided eligible retirees and eligible beneficiaries with increased Supplementation as of September 2000 and with automatic COLA beginning September 2001. Chapter 125/00 also provided for a five-year phase-in schedule for funding the additional actuarial liabilities created by the benefits provided by this law. Chapter 278 of the Laws of 2002 ("Chapter 278/02") required the Actuary to revise the methodology and timing for determining the Statutory Contributions on account of the additional actuarial liabilities attributable to the benefits provided under Chapter 125/00 by extending the phase-in period for funding these liabilities from five years to ten years.

The impact of the ten-year phase-in of Chapter 278/02 was to postpone funding of the additional actuarial liabilities attributable to Chapter 125/00 resulting in greater employer contributions in later years.

Chapter 152 of the Laws of 2006 ("Chapter 152/06") eliminated the ten-year phase-in. All actuarial liabilities attributable to Chapter 125/00 are now recognized in the actuarial valuation.

Fiscal Year 2012 employer contributions to NYCERS are equal to those recommended by the Actuary ("Actuarial Contributions") and approved by the Board of Trustees of NYCERS. The Actuarial Contributions are expected to represent the Statutory Contributions for Fiscal Year 2012. Technically, as of October 2012, the representation of Fiscal Year 2012 employer contributions as Statutory Contributions still requires the enactment of certain pending enabling legislation. The delay in the pending legislation was due to a technical problem and not due to substantive opposition. The pending legislation is expected to be enacted when the New York State Legislature next reconvenes.

Statutory Contributions for Fiscal Year 2011 were equal to the amounts calculated by the Actuary.

Funded Status and Funding Progress — One measure of the funded status of the Plan as of June 30, 2010, the most recent actuarial valuation date, based on the Entry Age Actuarial Cost Method, the plan's revised funding method, is as follows (dollar amounts in thousands):

Actuarial Value of Assets (a)	Actuarial Accrued Liability (AAL) (b)	Unfunded AAL (UAAL) (b-a)	Funded Ratio (a/b)	Covered Payroll (c)	UAAL as a Percentage of Covered Payroll ((b-a)/c)
\$40,433,344	\$62,935,267	\$22,501,923	64.2%	\$12,101,417	185.9%

The schedule of funding progress, presented as required supplementary information (RSI) following the notes to the financial statements, presents multiyear trend information about whether the actuarial values of plan assets are increasing or decreasing over time relative to the Actuarial Accrued Liabilities for benefits under the Plan's Actuarial Cost Method.

An additional schedule of funding progress, presented as supplementary information following the notes to the financial statements, presents multiyear trend information about whether the actuarial values of plan assets are increasing or decreasing over time relative to Actuarial Accrued Liabilities for benefits under the Entry Age Actuarial Cost Method.

Additional information as of the latest actuarial valuation follows:

Valuation Date	June 30, 2010 (Lag)
Actuarial Cost Method	Entry Age
Amortization Method	
Initial Unfunded	Increasing Dollar
Post-2010 Unfunded	Level Dollar
Remaining Amortization Period	
Initial Unfunded	22-Years (Closed)
Post-2010 Unfunded	NA
Actuarial Asset Valuation Method	6-Year Smoothed Market [#]
Actuarial Assumptions	
Projected Salary Increases *	In general, merit and promotion increases plus assumed General Wage Increases of 3.0% per annum.
Investment Rate of Return *	7.0% per annum, net of Investment Expenses.
COLAs *	1.5% per annum.

[#] With the June 30, 2010 Actuarial Asset Value defined to recognize Fiscal Year 2011 investment performance.

* Developed assuming a long-term Consumer Price Inflation assumption of 2.5% per annum.

6. MEMBER LOANS

In general, members are permitted to borrow up to 75% of their own contributions, including accumulated interest. The balance of member loans receivable at June 30, 2012 and 2011 is \$988.1 million and \$967.5 million, respectively.

7. RELATED PARTIES

The Comptroller has been appointed by law as custodian for the assets of the Plan. Securities are held by certain banks under custodial agreements with the Comptroller. The Comptroller also provides cash receipt and cash disbursement services to the Plan. Actuarial services are provided to the Plan by the Office of the Actuary employed by the Boards of Trustees of The City's main pension systems. The City's Corporation Counsel provides legal services to the Plan. Other administrative services are also provided by the City. The aforementioned services are provided by employees or officers of The City who may also be participants in the Plan.

8. ADMINISTRATIVE AND INVESTMENT EXPENSES

Chapter 593 of the Laws of 1996, effective July 1, 1997, authorized the Board of Trustees to draw upon Plan assets to pay the administrative expenses incurred by the Plan. Prior to that year, The City had directly paid all Plan administrative expenses. Under Chapter 593/96, both the administrative and investment expenses were billed to the participating employers in the following year. Under Chapter 152 of the Laws of 2006, those expenses are billed in the second following fiscal year. In fiscal year 2012, the total non-investment expenses attributable to the Plan were approximately \$55.4 million, of which \$51.4 million was paid from the assets of the Plan and \$4.0 million was incurred on behalf of the Plan by other City agencies. In fiscal year 2011, the total non-investment expenses attributable to the Plan were approximately \$50.4 million, of which \$46.4 million was paid

from the assets of the Plan and \$4.0 million was incurred on behalf of the Plan by other City agencies. Investment expenses, exclusive of fees related to securities lending transactions, for fiscal year 2012 were \$133.1 million, of which \$129.5 million was charged to the investment earnings of the Plan; and \$3.6 million was incurred by the Comptroller's Office. Investment expenses, exclusive of fees related to securities lending transactions, for fiscal year 2011 were \$148.3 million, of which \$145.1 million was charged to the investment earnings of the Plan; and \$3.2 million was incurred by the Comptroller's Office.

During fiscal year 2000, the Plan entered into a new lease agreement to rent office space for its headquarters. The agreement expires in 2020, with options to renew the agreement through 2030. The future minimum rental payments required under this operating lease are shown in the table below.

Rent expenses, under the lease agreement, for the fiscal years ended June 30, 2012 and 2011, were approximately \$4.1 million and \$4.1 million, respectively.

During fiscal year 2006, the Plan entered into a new lease agreement to rent office space for a business recovery site in case its headquarters was not operational. The agreement expires in 2016, with options to renew the agreement through April 2021. The future minimum rental payments required under this operating lease are shown in the table below.

Rent expenses, under the lease agreement, for the fiscal years ended June 30, 2012 and 2011, were approximately \$486 thousand and \$441 thousand, respectively.

Fiscal Years Ending	Headquarters Minimum	Fiscal Years Ending	Recovery Site Minimum
	Rental Payments		Rental Payments
2013	\$ 4,085,669	2013	\$496,553
2014	4,085,669	2014	507,726
2015	4,535,336	2015	519,149
2016	4,535,336	2016	441,540
2017	4,535,336		
2018–2019	9,070,672		

9. CONTINGENT LIABILITIES AND OTHER MATTERS

Contingent Liabilities — The Plan has a number of claims pending against it and has been named as a defendant in a number of lawsuits and also has certain other contingent liabilities. Management of the Plan, on the advice of legal counsel, believes that such proceedings and contingencies will not have a material effect on the plan's net assets or changes in the plan's net assets. Under the State statutes and City laws that govern the functioning of the Plan, increases in the obligations of the Plan to members and beneficiaries ordinarily result in increases in the obligations of the employers to the Plan.

Other Matters — During Fiscal Years 2012 and 2011, certain events described below took place which, in the opinion of Plan management, could have the effect of increasing benefits to members and/or their beneficiaries and therefore would increase the obligations of the Plan. The effect of such events has not been fully quantified. However, it is the opinion of plan management that such developments would not have a material effect on the plan net assets held in trust for pension benefits or cause changes in the plan net assets held in trust for pension benefits.

Actuarial Audit — Pursuant to Section 96 of the New York City Charter, studies of the actuarial assumptions used to value liabilities of the five actuarially-funded New York City Retirement Systems (NYCRS) are conducted every two years.

The most recently completed study was published by The Hay Group (Hay), dated December 2011, and analyzed experience for Fiscal Years 2006 through 2009. Hay made recommendations with respect to the actuarial assumptions and methods based on their analysis.

The previously completed study was published by The Segal Company (Segal), dated November 2006, and analyzed experience for Fiscal Years 2002 through 2005. Segal made recommendations with respect to the actuarial assumptions and methods based on their analysis.

Revised Actuarial Assumptions and Methods — In accordance with the ACNY and with appropriate practice, the Boards of Trustees of the five actuarially-funded NYCRS are to periodically review and adopt actuarial assumptions as proposed by the Actuary for use in the determination of Employer Contributions.

Based, in part, upon a review of the Segal and Hay studies, the Actuary issued a February 10, 2012 Report entitled “Proposed Changes in Actuarial Assumptions and Methods for Determining Employer Contributions for Fiscal Years Beginning on and After July 1, 2011 for the New York City Employees’ Retirement System” (“February 2012 Report”).

Where required, the Board of Trustees of the Plan adopted those changes to actuarial assumptions that required Board approval. The State Legislature and the Governor are expected to enact legislation to provide for those changes to the actuarial assumptions and methods that require legislation, including the AIR assumption of 7.0% per annum, net of expenses.

OTB Bankruptcy — During December 2009, the New York City Off-Track Betting Corporation (“OTB”) filed a petition with the United States Bankruptcy Court of the Southern District of New York under Chapter 9 of the Bankruptcy Code.

The Fiscal Year 2012 and Fiscal Year 2011 employer contributions do not take into account OTB’s filing. The Fiscal Year 2012 and Fiscal Year 2011 employer contributions, and the allocation to OTB, assumed that OTB was a going-concern. Any amounts due but unpaid by OTB for Fiscal Year 2012 and Fiscal Year 2011 are treated as a receivable that is expected to be paid in full.

New York State Legislation (only significant laws included) — Chapter 104 of the Laws of 2005, as amended by Chapter 93 of the Laws of 2005, created a presumptive eligibility for accidental disability in connection with the World Trade Center attack on September 11, 2001.

Chapter 105 of the Laws of 2005 states that a member killed in the U.S. Armed Forces on and after June 14, 2005, is deemed a Line-of-Duty death while on active payroll.

Chapter 477 of the Laws of 2005 extends service credit of up to one year for each period of Correction Officer leave-of-absence due to child care to include Tier III members.

Chapter 152 of the Laws of 2006 provided for the changes in actuarial assumptions and methods that require legislation, including the continuation of the AIR assumption of 8.0% per annum and continuation of the current Frozen Initial Liability (FIL) Actuarial Cost Method and the existing Unfunded Actuarial Accrued Liability (UAAL). In addition, Chapter 152/06 provides for elimination of the use of the ten-year phase-in of Chapter 278 of the Laws of 2002 for funding the additional actuarial liabilities created by the benefits provided by Chapter 125 of the Laws of 2000.

Chapter 445 of the Laws of 2006 (Chapter 445/06) created a presumptive eligibility for accidental death benefits in connection with the World Trade Center attack on September 11, 2001.

Chapter 711 of the Laws of 2006 revised the retirement allowance of Tier II DA Investigator members for service beyond 20 years.

Chapter 734 of the Laws of 2006 refunds certain frozen Additional Member Contributions to certain participants of the Transit 55/25 Program employed in a job title which is or was represented by the Amalgamated Transit Union.

Chapter 5 of the Laws of 2007 amended Chapter 445/06 to clarify the World Trade Center accidental disability benefits payable to retirees who die in the first 25 years of retirement. It also amended Chapter 445/06 to include World Trade Center deaths as presumptive accidental death benefits in the Line-of-Duty.

Chapter 214 of the Laws of 2007 extends the World Trade Center Accidental Disability and Accidental Death benefits provisions to cover certain Handlers and Repairers of motor vehicles or equipment contaminated by such disaster.

Chapter 349 of the Laws of 2007 is a Reopener of the 25/50 Automotive Members Retirement Program.

Chapter 379 of the Laws of 2007 refunds certain frozen Additional Member Contributions to certain participants of the Transit 55/25 Program employed in a job title which was or is represented by the Transport Workers Union Local 100.

Chapter 489 of the Laws of 2008 expanded and redefined the eligibility provisions of the accidental disability and accidental death benefits that arise in connection with the World Trade Center attack on September 11, 2001.

Chapter 211 of the Laws of 2009 continued the valuation and other interest rates for one year to June 30, 2010, from June 30, 2009.

Chapter 157 of the Laws of 2010 provides that members who were laid off from the School Construction Authority (SCA) on or after December 1, 2002 and who returned to work prior to January 8, 2008, can buy back their layoff time for retirement purposes. Similarly, members who were laid off from the SCA on or after December 1, 2002 and retired prior to July 7, 2010, may purchase service for the layoff period.

Chapter 265 of the Laws of 2010 continued the valuation and other interest rates for one year to June 30, 2011 from June 30, 2010.

Chapter 180 of the Laws of 2011 continued the valuation and other interest rates for one year to June 30, 2012 from June 30, 2011.

Chapter 18 of the Laws of 2012 placed certain limitations on Tier 3 and Tier 4 benefits available to participants hired on and after April 1, 2012 in most New York State PERS, including NYCERS. These changes are sometimes referred to as Tier 6.

* * * * *

NEW YORK CITY EMPLOYEES' RETIREMENT SYSTEM

REQUIRED SUPPLEMENTARY INFORMATION (UNAUDITED)
 SCHEDULE OF FUNDING PROGRESS
 (IN CONFORMITY WITH THE PLAN'S FUNDING METHOD)
 (In thousands)

	(1)	(2)	(3)	(4)	(5)	(6)
Actuarial Valuation Date	Actuarial Asset Value (AAV)	Actuarial Accrued Liability (AAL)*	Unfunded AAL (UAAL)	Funded Ratio	Covered Payroll	UAAL as a Percentage of Covered Payroll
June 30	(A)	(A) & (B)	(C)(2)-(1)	(1)÷(2)		(3)÷(5)
2010 (Lag) [#]	\$40,433,344	\$62,935,267	\$22,501,923	64.2%	\$12,101,417	185.9%
2009 (Lag)	41,710,159	41,710,159	-	100.0	11,880,994	-
2008 (Lag)	40,722,228	40,722,228	-	100.0	11,305,974	-
2007 (Lag)	38,925,725	38,959,069	33,344	99.9	10,761,963	0.3
2006 (Lag)	38,367,102	38,431,319	64,217	99.8	10,128,689	0.6
2005 (Lag)	39,692,426	39,797,144	104,718	99.7	9,670,786	1.1

* Effective June 30, 2010, based on Entry Age Actuarial Cost Method (EAACM). Previously, based on the Frozen Initial Liability Actuarial Cost Method.

Reflects revised actuarial assumptions and methods based on experience review.

AAL includes the Accrued Liabilities attributable to the Variable Supplements Funds, net of their Actuarial Asset Values, if any.

Notes:

- A. For the June 30, 2010 (Lag) actuarial valuation, the AAV is defined to recognize Fiscal Year 2011 investment performance. The June 30, 2010 AAV is derived as equal to the June 30, 2011 MVA, discounted by the AIR assumption (adjusted for cash flow) to June 30, 2010.

For the June 30, 2011 (Lag) actuarial valuation, the AAV is reset to the MVA (i.e., "Market Value Restart").

The Actuarial Asset Valuation Method (AAVM) in use for actuarial valuations after the June 30, 2011 (Lag) actuarial valuation is unchanged from the AAVM in use for the June 30, 2009 (Lag) actuarial valuation.

Beginning with the June 30, 2004 (Lag) actuarial valuation the Actuarial Asset Valuation Method (AAVM) was changed to a method which reset the AAV to Market Value (or "Market Value Restart") as of June 30, 1999. As of each June 30 thereafter the AAVM recognizes investment returns greater or less than expected over a period of six years.

(Schedule of Funding Progress Continued)

Under this revised AAVM, any Unexpected Investment Returns (UIR) for Fiscal Years 2000 and later are phased into the AAV beginning June 30, 2000, at rates of 15%, 15%, 15%, 15%, 20% and 20% per year (i.e., cumulative rates of 15%, 30%, 45%, 60%, 80% and 100% over a period of six years).

The UIR for Fiscal Years 2000 to 2004 under the revised AAVM was set equal to the UIR under the prior AAVM.

The prior AAVM was changed as of June 30, 1999, to reflect a market basis for investments held by the Plan.

- B. To effectively assess the funding progress of the Plan, it is necessary to compare the AAV and the AAL calculated in a manner consistent with the Plan's funding method over a period of time. The AAL is the portion of the Actuarial Present Value of pension plan benefits and expenses which is not provided for by future Employer normal costs and future Member Contributions.
- C. The UAAL is the excess of the AAL over the AAV. Under the EAACM, actuarial gains (losses), as they occur, reduce (increase) the UAAL and are explicitly identified and amortized. Increases (decreases) in obligations due to benefit changes, actuarial assumption changes and/or actuarial method changes are also explicitly identified and amortized.

(Schedule of Funding Progress Concluded)

NEW YORK CITY EMPLOYEES' RETIREMENT SYSTEM**REQUIRED SUPPLEMENTARY INFORMATION (UNAUDITED)
SCHEDULE OF EMPLOYER CONTRIBUTIONS
(In thousands)**

Fiscal Years Ended June 30	Annual Required Contribution (ARC)	Percentage of ARC Contributed
2012	\$3,017,004	100.0%
2011	2,387,216	100.0
2010	2,197,717	100.0
2009	2,150,438	100.0
2008	1,874,242	100.0
2007	1,471,030	100.0

Under the requirements of Governmental Accounting Standards Board Statement No. 25 (GASB 25), as amended by GASB Statement No. 50 (GASB 50), the Annual Required Contribution (ARC) is determined through an actuarial valuation reflecting all liabilities of the Plan. The Employer Contribution to the Plan is determined in accordance with statute (i.e., Statutory Contribution).

The Fiscal Year 2012 ARC was determined in accordance with New York State legislation that is pending but expected to be enacted when the Legislature next reconvenes.

NEW YORK CITY EMPLOYEES' RETIREMENT SYSTEM

REQUIRED SUPPLEMENTARY INFORMATION (UNAUDITED)
SCHEDULE OF ACTUARIAL METHODS AND ASSUMPTIONS

The information presented in the required supplementary schedules was determined as part of the actuarial valuations as of June 30, 2010 (Lag) and June 30, 2009 (Lag). These actuarial valuations were used to determine Employer Contributions for Fiscal Years 2012 and 2011, respectively. Additional information as of the last two actuarial valuations follows:

	June 30, 2010 (Lag) ¹	June 30, 2009 (Lag) ¹
Actuarial cost method	Entry Age.	Frozen Initial Liability. ²
Amortization method for Unfunded Actuarial Accrued Liabilities		
Initial Unfunded	Increasing Dollar.	NA.
Post-2010 Unfunded	Level Dollar.	NA.
Remaining amortization period		
Initial Unfunded	22-years for reestablished UAAL.	NA.
Post-2010 Unfunded	NA.	NA.
Actuarial asset valuation method	Modified 6-year moving average of market values with a "Market Value Restart" as of June 30, 2011. The June 30, 2010 AAV is defined to recognize Fiscal Year 2011 investment performance.	Modified 6-year moving average of market values with a "Market Value Restart" as of June 30, 1999.
Actuarial assumptions:		
Investment rate of return	7.0% per annum ³ , net of Investment Expenses.	8.0% per annum ³ , gross of Investment Expenses.
Post-retirement mortality	Tables adopted by Board of Trustees during Fiscal Year 2012.	Tables adopted by Board of Trustees during Fiscal Year 2006.
Active service: withdrawal, death, disability, service retirement	Tables adopted by Board of Trustees during Fiscal Year 2012.	Tables adopted by Board of Trustees during Fiscal Year 2006.
Salary increases	In general, merit and promotion increases plus assumed General Wage Increases of 3.0% per annum. ³	In general, merit and promotion increases plus assumed General Wage Increases of 3.0% per annum. ³
Cost-of-Living adjustments ³	1.5% per annum.	1.3% per annum.

¹ Under the One-Year Lag Methodology, the actuarial valuation determines the Employer Contribution for the second following Fiscal Year.

² Under this Actuarial Cost Method, the Initial Liability was reestablished as of June 30, 1999, by the Entry Age Actuarial Cost Method but with the UAAL not less than \$0. The financial results using this Frozen Initial Liability Actuarial Cost Method differ minimally from those that would be produced using the Aggregate Actuarial Cost Method.

³ Developed assuming a long-term Consumer Price Inflation assumption of 2.5% per annum.

New York City Employees' Retirement System
Additional Supplementary Information
SCHEDULE OF INVESTMENT EXPENSES
For Fiscal Year Ended June 30, 2012

Investment Expenses Paid from the Investment Earnings of the Plan:

Fees Paid to Investment Managers for FY 2012 Services*	\$ 108,311,911
Fees Paid to Investment Consultants*	3,694,731
Investment-related Legal Fees*	525,353
	<hr/>
*For details, see Schedule of Fees Paid to Investment Managers and Consultants on Page 119	112,531,995
Private Equity Organizational Costs	7,893,741
Real Estate Partnership Organizational Costs	4,770,660
Foreign Taxes Withheld	1,996,798
NYC Comptroller's Office Investment Expenses	1,983,615
Miscellaneous Investment Expenses	305,663
	<hr/>
Total Investment Expenses Paid Directly by the Plan	129,482,472
Fee Expenses Related to Securities Lending Transactions	1,323,742
	<hr/>
Total Investment Expenses and Fees Paid Directly by the Plan	130,806,214
Total Investment Expenses Paid by the NYC Comptroller's Office	3,604,481
Total Investment Expenses and Fees	\$ 134,410,695
	<hr/> <hr/>

**New York City Employees' Retirement System
Additional Supplementary Information
SCHEDULE OF ADMINISTRATIVE EXPENSES
Fiscal Year Ended June 30, 2012**

Expenses Incurred Directly by NYCERS:**Personal Services**

Employee Compensation	\$ 32,584,916	
Temporary Personnel Services	38,169	32,623,085

Professional Services:

Medical Board & Medical Consultants	668,941	
Steno for Medical & Trustees' Boards	59,189	
Data Processing Consultants	1,521,827	
Other Consultants	838,299	3,088,256

Communication:

Printing	263,361	
Postage	567,771	
Telephone	265,054	1,096,186

Rentals:

Office & Storage Space	4,796,584	4,796,584
------------------------	-----------	------------------

Other:

Office and Data Processing Equipment	1,465,414	
Equipment Maintenance	1,188,900	
Facilities Services	993,098	
Office Supplies & Services	1,113,361	
Software, Licenses, & Support	1,228,050	
Disaster Recovery Site (Long Island City) Build-Out Costs	3,791,813	9,780,637

Total Direct NYCERS' Expenses**51,384,748****Expenses Incurred by Other City Agencies:**

Office of the Comptroller	866,436	
Law Department	390,984	
Office of Management and Budget	260,798	
Financial Information Services	2,279,722	
Office of Payroll Administration	162,093	

Total NYCERS' Expenses incurred by the City of New York**3,960,033****Total Administrative Expenses****\$ 55,344,781**

New York City Employees' Retirement System
Additional Supplementary Information
SCHEDULE OF PAYMENTS TO CONSULTANTS
For Fiscal Year Ended June 30, 2012

Firm	Nature of Services	Fees
Alpha-Omega Change Engineering	Consultant services	\$ 285,000
Aron, Milton	Consultant services	11,913
Bottomline Technologies, Inc.	Computer services	2,000
Creditron	Computer services	3,500
Diaspark, Inc.	Computer services	470,470
Donia & Associates	Consultant services	78,400
DynaTek Services, Inc.	Computer services	42,000
Gilsanz, Murray, Steficek, LLP	Structural engineering services	29,424
IBM Corporation	Computer services	38,693
Image Access Corp	Computer services	8,000
L.R. Wechsler Ltd	Computer services	(144,280)
Lewis, Gwendolyn R.	Consultant services	41,263
Mancini Duffy	Architectural services	58,400
O'Connor, Paul	Consultant services	61,000
Primary Consultings	Consultant services	22,910
Protiviti Inc.	Consultant services	180,563
Sanders, Susan	Legal services	107,250
Sharp Decisions, Inc.	Computer services	357,534
SVAM International, Inc	Consultant services	318,521
Syska Hennessy	Construction services	31,420
Technofina Services	Consultant services	349,589
Tectonic Engineering & Surveying Consultants	Structural engineering services	5,656
USmax Corporation	Computer services	900
Total		<u>\$ 2,360,126</u>

Those readers desiring information on fees paid to investment professionals should refer to the Schedule of Fees paid to Investment Managers and Consultants.

This Page Has Been Left Blank Intentionally



INVESTMENT SECTION

PART 3

This Page Has Been Left Blank Intentionally

REPORT ON INVESTMENT ACTIVITY AND POLICIES

Investment Policies and Objectives

The purpose of the New York City Employees' Retirement System is to provide its members the benefits to which they are legally entitled. The funds necessary to finance these benefits are accumulated through the contributions of the members and participating employers, and the investment earnings of the *Plan*.

The Plan's Board of Trustees adopts investment policies. The Board is composed of eleven members: the Mayor's representative who is the chairperson; the City Comptroller; the Public Advocate; the heads of the three unions with the largest number of participating employees, which are District Council 37-AFSCME, Transport Workers Union Local 100, and the International Brotherhood of Teamsters; and the five Borough Presidents. The Board creates the overall investment philosophy under which the Plan's funds are invested and, in defining the investment objectives, develops a framework under which specific objectives are established with regard to allocating the assets of the Plan among the various investment types. The following is a brief outline of the Plan's philosophy and objectives:

- In order for the Plan to meet its responsibility of providing its members with their legally entitled retirement and other benefits, the level of investment risk should be prudent and not jeopardize the Plan's financial stability. The Plan's assets must be protected from severe adverse market conditions and wide fluctuations in investment results.
- Since higher investment returns are generally associated with a certain amount of risk, it is reasonable and justified to assume a moderate level of risk in order to strengthen long term results.
- Diversification reduces the overall portfolio risk. This is achieved by allocating funds among different asset categories and then, within each category, having a broad representation of industries and companies. The bulk of the portfolio is in a very wide variety of domestic stocks and bonds. The Policy Mix consists of 32.6% in U.S. Equities, 16.9% in an International Investment Fund involving only New York City pension plans, 33.5% in U. S. Fixed Income, and 17.0% in Alternative Investments, which primarily include private equity and real estate investments. Public equity investments are allocated among passive, emerging markets, and approaches that focus on companies of various size capitalizations. Fixed income bonds are primarily allocated among government, government guaranteed mortgage-backed, and corporate securities. The Plan also invests a portion of its fixed income allocation in inflation-linked Treasury securities. Private Equity investments have expanded and broadened in scope to include international ventures as well as domestic. Real Estate related investments have also expanded. The intent of further diversification has been to reduce the Plan's concentration in U.S. equity securities.
- Since retirement benefits are paid on a monthly basis, and other benefits such as loans, refunds and death benefits are paid weekly, the liquidity of the portfolio must be considered. The cash flow from employer contributions, dividends and interest must be structured so that benefits can be paid in a timely manner. A portion of the portfolio is kept in short term investments to assure that this is so.
- Achieving long term results is the most reasonable objective for an institution such as a retirement system that is accumulating resources for liabilities that primarily are due in the distant future.

- As has been the case for at least the last 15 years, where the return is comparable to the risk, the Plan is continuing to increase its holdings of economically targeted investments (ETIs) in New York City. With the Plan financing the underlying mortgages of both low-income and middle-income housing in the City, many city residents have benefited from the increased access to affordable housing, as well as from the economic effect of the construction industry jobs that have been created. These targeted investments have resulted in the creation or rehabilitation of housing units and other properties, primarily in lower and moderate-income neighborhoods. Additional investments have also been made in the AFL-CIO's Housing Investment Trust and other Community Development organizations which also focus on meeting the need for affordable housing in New York City. As part of this ETI program, the Plan has made additional capital commitments to a private equity fund whose investments are in businesses that create jobs and promote economic development in New York City.
- Investments are only made in accordance with the governing statutes of the New York City Administrative Code and the New York State Retirement and Social Security Law.
- The Board also determines the criteria used in evaluating the investment advisors. While the Board utilizes an investment consultant to provide technical support in evaluating asset mix and its investment advisors, Board members take a very active role in determining the direction that the Plan is taking towards achieving its objectives. In addition, as well as being a Board member, the City Comptroller is the custodian of the funds of the Plan and oversees all of the City's pension trust funds. The Comptroller's Office is the avenue by which the Board's directives are implemented. It manages the actual flow of funds to the investment advisors, and it assures that the investments recommended by the advisors meet the legal restrictions for plan investments. It also conducts its own performance analysis of individual advisors and of the different investment categories. The Comptroller is responsible for cash management related to the Plan, and provides various cash receipts and cash disbursement services to the Plan.

Investment Accounting

Investments are reported at fair value. Securities purchased pursuant to agreements to resell are carried at the contract price, exclusive of interest, at which the securities will be resold. Fair value is defined as the quoted market value at the end of the last trading day of the period, except for the International Investment funds (the "IIF") and Alternative Investment funds (the "ALTINVF"). The IIF are private funds of publicly traded securities which are managed by various investment managers on behalf of the Plan. Fair value is determined by Plan management based on information provided by the various investment managers. The investment managers determine fair value using the last available quoted price for each security owned adjusted by any contributions to or withdrawals from the fund during the period. The ALTINVF are Investments for which exchange quotations are not readily available and are valued at estimated fair value as determined in good faith by the General Partner (GP). These investments are initially valued at cost with subsequent adjustments that reflect third party transactions, financial operating results and other factors deemed relevant by the GP. Fair value is determined by Plan management based on information provided by the various GPs after review by an independent consultant and the custodian bank for the fund.

Purchases and sales of securities are recorded on the trade date.

Dividend income is recorded on the ex-dividend date. Interest income is accrued as earned.

Investment Criteria

The criteria for non-equity investments are as follows:

Fixed income investments may be made only in U.S. Government securities, securities of government agencies backed by the U.S. Government, securities of companies rated BBB or better by both Standard & Poor's Corporation and Moody's Investors' Service, or any bond on the list of Legal Investments for New York Savings Banks, published annually by the New York State Banking Department.

Short-term investments may be made only in the following instruments:

U.S. Government securities or government agencies' securities which are fully guaranteed by the U.S. Government.

Commercial paper rated A1 or P1 or F1 by Standard & Poor's Corporation or Moody's Investors' Service, or Fitch, respectively.

Repurchase agreements collateralized in a range of 100% to 102% of matured value, purchased through primary dealers of U.S. Government securities.

Investments in bankers' acceptances, certificates of deposit, and time deposits are limited to banks with worldwide assets in excess of \$50 billion that are rated within the highest categories of the leading bank rating services and selected regional banks which are also rated within the highest categories.

The criterion for equity investments is that they may consist only of those stocks that meet the qualifications of the New York State Retirement and Social Security Law, the New York State Banking Law, and the New York City Administrative Code.

In addition, investments of up to 25.0% of total pension fund assets may be made in instruments not specifically covered by the NY State Retirement and Social Security Law.

No investment in any one corporation may represent more than either 2% of the Plan net assets or 5% of the corporation's total outstanding issues.

Cash deposits are insured by the Federal Deposit Insurance Corporation for a maximum of \$250,000 per plan member and are, therefore, fully insured.

Investment Returns

The Plan's returns on investments have generally been consistent with the broad market trends. Over time, the investment earnings have constituted the largest component of total Plan income, whether that is positive or negative for a given year. The fair value of the investment portfolio depreciated \$482 million during fiscal year 2012, a substantial decrease from the \$6.9 billion appreciation during fiscal year 2011. The Table of Revenue by Source on page 199 outlines the contributions to Plan revenue from investment earnings and the contributions of employees, and employers.

It is important that, in the long term, the value of the Plan's investment portfolios continue to grow, and continue to generate increased income, in order that the funding of the Plan not become a burden to its participating employers. This is of vital importance, as municipal employers are striving to contain costs, particularly in light of recent economic conditions that had resulted in decreased income tax revenues

during the fiscal years 2009 to 2011. While the income tax revenue of 2012 was higher than that of 2011, it has not rebounded to the levels of 2008 and 2007. Having a retirement system that is largely self-sufficient, in terms of the revenue stream being generated by its investments, allows the employer to use those savings to meet other needs of its constituents. We believe that we have a strong diversified investment portfolio that, in the long run, will recover in conjunction with the rest of the national and international economies. At this point in time, however, the participating employers are feeling the stress of being compelled to increase their level of contributions to the Plan, in order to make up for prior years' investment losses.

The total fair value of the Plan's investment portfolio as of June 30, 2012 was \$46,388,678,000, which included Collateral from Securities Lending of \$3,694,102,000. This is shown in detail in the Investment Summary on page 113, and is consistent with the Statements of Plan Net Assets on page 79. However, the portfolio percentages that are used below and in the Asset Allocation charts on pages 114 and 115 are based on \$42,694,576,000, which is net of the Securities Lending Collateral.

The total return on Plan assets during fiscal year 2012 was 1.32%, which is below the NYCERS' Policy Benchmark of 3.01%.

Domestic Equities, which comprise 35.4% of the total portfolio, returned 2.23%, which is less than the Russell 3000 Index of 3.84%. Approximately 80% of the domestic equity portfolio is passively managed, with the remaining 20% being actively managed by various managers with diverse investment strategies, such as specializations in value, growth, small capitalization stocks, or emerging markets.

The International Equity portfolio is externally managed as part of a fund that only includes NYC retirement systems as shareholders. It makes up 15.1% of the total portfolio, and it contributed a return of negative 13.62%, comparable to the MSCI EAFE World Index of negative 13.83%.

The U.S. Long-term Fixed Income segment, externally managed and constituting 33.7% of the portfolio, returned 7.05% on the total segment, which consists of two main components. The Structured Managed Program returned 9.24%, as compared to the NYC Core Plus Five Index of 9.35%; and the Enhanced Yield component returned 6.31%, as compared to the Citigroup BB & B index of 8.45%.

The Short-Term Investment return has risen to .67% from last year's return of .45%.

All investment results are time-weighted rates of return that are reported gross of fees, and are based on market values.

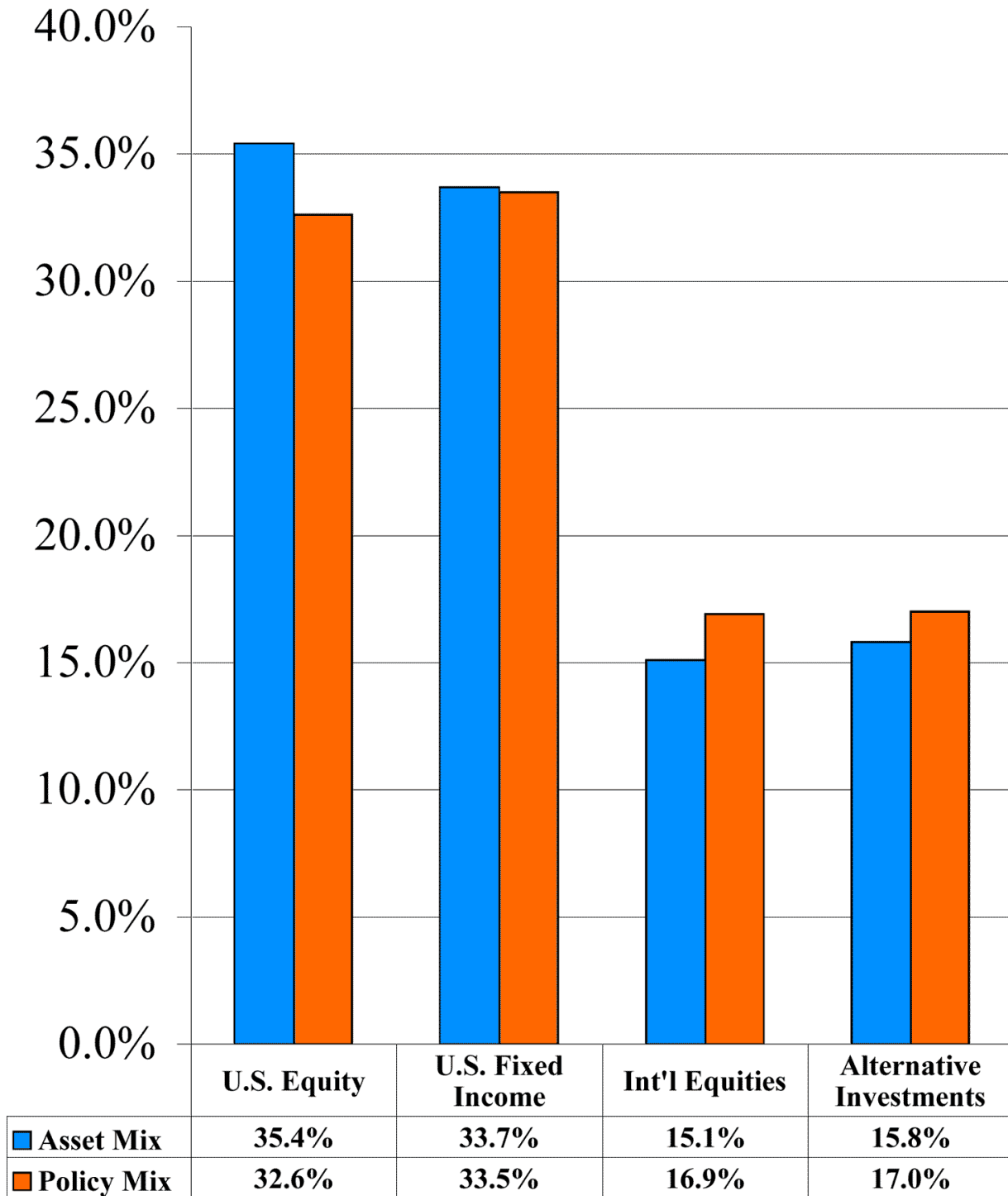
Listings of the Plan's investment securities are available upon request.

The Finance Division of the Plan has prepared this Report on Investment Activity and Policies. It is based on the investment policies of the Plan's Board of Trustees, New York State regulations governing the Plan, documents provided by the NYC Comptroller as the custodian of the Plan, and the Plan's internal documents.

New York City Employees' Retirement System
INVESTMENT SUMMARY AS OF JUNE 30, 2012
(in thousands of dollars)

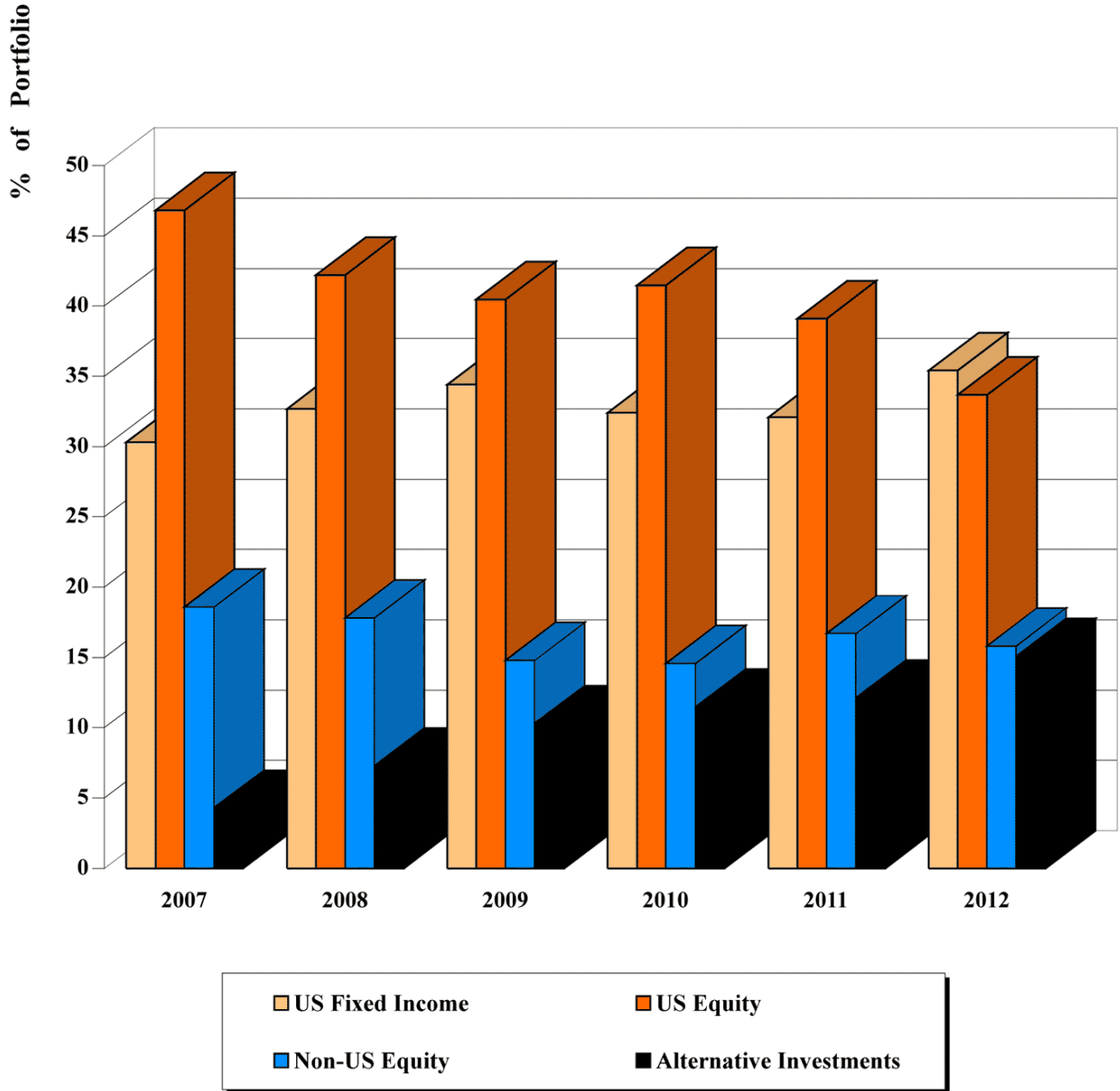
Type of Investment	Market Value as of June 30, 2012	Percent of Total Market Value
Short Term Investments	\$ 2,437,110	5.3%
Fixed Income Debt Securities - Long Term		
U.S. Government	4,505,714	9.7%
Corporate	6,093,248	13.1%
Yankee (Int'l)	87,038	0.2%
Total Fixed Income Debt Securities - Long Term	10,686,000	23.0%
Total Fixed Income	13,123,110	28.3%
Private Equity Holdings	5,925,335	12.8%
Equities - domestic	14,670,178	31.6%
Mutual Funds:		
International equity	6,445,808	13.9%
Domestic equity	469,813	1.0%
Mortgages	292,158	0.6%
TIPS	922,681	2.0%
Total Mutual Funds	8,130,460	17.5%
Promissory Notes	22,133	0.1%
Hedge Fund	823,360	1.8%
Collateral From Securities Lending	3,694,102	7.9%
Total Investments	\$ 46,388,678	100%

New York City Employees' Retirement System
ASSET ALLOCATION AND POLICY MIX



(as of June 30, 2012)

ASSET ALLOCATION June 30, 2007 - June 30, 2012



New York City Employees' Retirement System
LIST OF LARGEST EQUITY HOLDINGS
(at Fair Value)
June 30, 2012

	Shares	Security	Fair Value	Percent of Domestic Equities
1	709,568	Apple Inc.	\$ 414,387,712	2.82%
2	3,922,709	Exxon Mobil Corporation	335,666,209	2.29%
3	6,162,980	Microsoft Corporation	188,525,558	1.29%
4	1,727,263	Chevron Corporation	182,226,247	1.24%
5	8,646,794	General Electric Corporation	180,199,187	1.23%
6	898,187	International Business Machines Corp.	175,667,413	1.20%
7	4,670,042	AT&T Inc.	166,533,698	1.14%
8	4,011,913	Wells Fargo & Company	144,514,000	0.99%
9	2,125,743	Johnson & Johnson Company	143,615,197	0.98%
10	6,228,898	Pfizer Inc.	143,264,654	0.98%
11	1,854,370	Coca-Cola Company	131,939,241	0.90%
12	2,088,307	Procter & Gamble Company	127,908,804	0.87%
13	1,461,559	Berkshire Hathway Inc.	121,791,711	0.83%
14	2,688,250	Verizon Communications Inc.	119,465,830	0.81%
15	3,295,433	JP Morgan Chase & Company	117,578,781	0.80%
16	196,482	Google Inc.	113,973,314	0.78%
17	4,090,309	Intel Corporation	109,006,735	0.74%
18	1,531,374	Wal Mart Stores Inc.	106,767,395	0.73%
19	1,106,148	Philip Morris International Inc.	96,522,474	0.66%
20	3,204,379	Oracle Corporation	95,170,056	0.65%
21	2,273,583	Merck & Company Inc.	94,922,090	0.65%
22	1,212,499	PepsiCo Inc.	85,675,179	0.58%
23	9,224,676	Bank Of America Corporation	85,314,580	0.58%
24	4,501,198	Cisco Systems Inc.	77,285,570	0.53%
25	1,191,768	Abbott Laboratories	76,833,283	0.52%
26	1,356,853	Qualcomm Inc.	75,549,575	0.51%
27	1,375,671	Home Depot, Inc.	72,896,806	0.50%
28	2,549,622	Citigroup Inc.	71,376,687	0.49%
29	1,276,553	Conoco Philips	71,333,782	0.49%
30	801,664	McDonald's Corporation	70,971,314	0.48%
31	2,073,160	Comcast Corporation	66,267,452	0.45%
32	1,339,001	Disney, Walt Company	64,941,549	0.44%
33	952,529	Schlumberger Limited	61,828,657	0.42%
34	836,569	United Technologies Corporation	61,665,027	0.42%
35	262,752	Amazon.Com, Inc.	59,999,419	0.41%
36	1,259,447	CVS Caremark, Corporation	58,853,958	0.40%
37	992,063	United Health Group Inc.	58,035,686	0.40%
38	1,442,672	Kraft Food, Inc.	55,715,993	0.38%
39	951,736	American Express Company	55,400,553	0.38%
40	635,398	Occidental Petroleum Corporation	54,498,086	0.37%
			\$ 4,594,089,462	31.33%

A full list of the Plan's securities is available upon request.

New York City Employees' Retirement System

LIST OF LARGEST BOND HOLDINGS**(at Fair Value)****June 30, 2012**

	Security Description	Fair Value	Percent of Long Term Fixed Income
1	U.S. Treasury Securities	\$ 1,917,259,058	16.52%
2	FNMA Securities	1,897,326,591	16.34%
3	Federal Home Loan Mortgage Corp.	933,481,081	8.04%
4	GNMA Securities	629,366,888	5.42%
5	Community/Economic Development Bonds	182,099,156	1.57%
6	Ford Motor Company & Subsidiaries	92,611,955	0.80%
7	J.P. Morgan Chase & Subsidiaries	78,567,290	0.68%
8	Morgan Stanley	63,069,361	0.54%
9	Bank of America Corporation	61,820,529	0.53%
10	General Electric Company	61,620,421	0.53%
11	Citigroup & Subsidiaries	61,545,331	0.53%
12	Goldman Sachs Group	58,605,980	0.50%
13	International Lease Finance Corporation	58,163,623	0.50%
14	Comcast Corp.	44,340,422	0.38%
15	CIT Group Inc.	44,165,342	0.38%
16	SLM Corp.	41,818,053	0.36%
17	Ally Financial & Subsidiaries	40,678,499	0.35%
18	Time Warner Inc.	36,624,673	0.32%
19	Donnelley R.R. & Sons Company	34,248,500	0.30%
20	Clear Channel Worldwide Holdings, Inc.	33,383,588	0.29%
21	HCA, Inc.	33,269,594	0.29%
22	Level 3 Communications, Inc.	32,252,784	0.28%
23	American International Group, Inc.	32,125,919	0.28%
24	Altria Group Inc.	31,554,933	0.27%
25	AT&T & Subsidiaries	30,746,343	0.26%
26	Wells Fargo Inc.	29,255,204	0.25%
27	DIRECTV Group Inc.	27,866,024	0.24%
28	Amgen Inc.	27,706,360	0.24%
29	CCO Holdings, LLC	26,397,969	0.23%
30	Community Health Systems, Inc.	26,154,116	0.23%
31	Sprint Nextel Corp.	25,896,450	0.22%
32	Goodyear Tire & Rubber Company	24,171,494	0.21%
33	Verizon Communications, Inc.	24,125,812	0.21%
34	Resolution Funding Corporation	23,790,435	0.20%
35	HSBC Bank	23,694,248	0.20%
36	Enterprise Products Operating, LLC.	23,314,640	0.20%
37	MGM Resorts International	23,220,114	0.20%
38	IBRD, World Bank	23,145,180	0.20%
39	Dow Chemical Company	22,447,458	0.19%
40	Financing Corp.	22,354,421	0.19%
		\$ 6,904,285,839	59.47%

This table lists the issuers of NYCERS' 40 largest long term fixed income securities. For most issuers, the amount shown is comprised of multiple securities with various maturity dates and interest rates. A full list of the Plan's securities is available upon request.

New York City Employees' Retirement System

SCHEDULE OF INVESTMENT RESULTS
TIME-WEIGHTED RATES OF RETURN

	Year Ended June 30			3 Years	5 Years	10 Years
	2012	2011	2010			
Total Portfolio	1.32	23.12	14.09	12.48	2.05	6.63
NYCERS' Policy Benchmark	3.01	24.12	13.63	13.29	2.41	6.75
<u>Managed by Outside Advisors</u>						
Domestic Equities Segment	2.23	32.50	16.33	16.36	.30	5.73
Domestic Russell 3000 Index	3.84	32.37	15.72	16.73	.39	5.81
International Equities Fund Segment	(13.62)	31.06	12.30	8.33	(4.26)	6.41
MSCI EAFE Index	(13.83)	31.19	10.77	5.96	(6.10)	5.14
Total Fixed Income Segment	7.05	7.82	14.75	9.92	7.81	6.93
Structured Managed Program	9.24	5.37	13.54	9.33	8.13	6.66
NYC Core Plus Five Index	9.35	4.15	10.49	7.96	7.79	6.34
Enhanced Yield	6.31	16.21	21.09	14.36	8.13	9.55
Citigroup BB & B Index	8.45	14.60	19.38	14.05	6.28	8.64
Private Equity	7.5	NA	NA	13.88	6.24	NA
Private Real Estate	(.99)	NA	NA	13.74	(.69)	NA
Hedge Funds	(2.14)	NA	NA	NA	NA	NA
HFRI Composite Index +1%	(3.50)	NA	NA	NA	NA	NA
<u>In - House Portfolio</u>						
Short Term Investments	.67	.45	.96	.70	1.84	2.40

The Investment results are based on the time-weighted rates of return, utilizing market values.

New York City Employees' Retirement System

SCHEDULE OF FEES PAID TO INVESTMENT MANAGERS AND CONSULTANTS

	Assets under Management (in millions) as of June 30, 2012	Fees
Fees Paid Out of Investment Income		
Investment Managers' Fees:		
Fixed Income Managers		
Advent (Convertible Bonds)	\$ 262.03	\$ 1,330,140
Ambassador-Core Plus (Emerging Managers Distressed)	38.46	150,450
Barrow, Hanley, Mewhinney & Strauss, (Credit Sector)	487.19	642,933
Blackrock (Corporate)	603.66	203,257
Blackrock (Mortgage)	714.86	305,410
Blackrock (Government Sector)	422.90	186,104
Cypress-Govt-Core (Emerging Managers Distressed)	-	(7,160)
Goldman Sachs-TCW (Mortgage)	296.01	118,029
High Yield Transition (Enhanced Yield)	1,234.13	33,819
Loomis Sayles (Enhanced Yield)	550.57	1,933,194
Lord Abnett & Co. (Convertible Bonds)	144.68	326,330
Neuberger Berman Fixed Income - (Mortgage)	747.91	511,144
New Century Advisors-Core Plus (Emerging Mgrs Distressed)	38.73	152,557
Pacific Investment Mgmt. Co. (Gov't)	457.07	186,881
Pacific Investment Mgmt. Co. (Mortgage)	771.47	350,840
Pugh Capital Mgt-Core (Emerging Mgrs Distressed)	26.45	101,923
Prudential (Corporate)	810.17	479,358
SEIX (Enhanced Yield)	6.13	557,808
Shenkman Capital Management (Enhanced Yield)	311.79	1,015,023
Smith Breeden Associates-TCW (Mortgage)	175.45	275,492
State Street Bank and Trust Co. (Gov't)	177.56	82,492
T. Rowe Price (Corporate)	597.25	648,665
T. Rowe Price (Enhanced Yield)	521.59	1,400,339
Taplin Canida & Habacht (Corporate)	507.34	349,386
Victory (Convertible Bonds)	139.22	448,484
Wellington Management (Mortgage)	296.88	308,364
Total Fixed Income Managers	\$ 10,042.62	\$ 12,091,263
Domestic Equity Managers		
Amalgamated S&P 500	\$ 3,391.78	\$ 102,762
Attucks Asset Management (Value)	201.70	1,179,486
Bivium (Emerging Managers)	-	(217,708)
Barclays Global (Russell 3000)	-	(32,500)
BlackRock (Russell 2000)	469.81	39,195

New York City Employees' Retirement System

	Assets under Management (in millions) as of June 30, 2012	Fees
BlackRock (Russell 3000)	4,108.07	184,173
Capital Prospects LLC	48.50	268,539
Castle Ark Management LCG	85.04	340,851
Daruma Asset Management SCC	165.90	848,044
Denali Advisors -LCV	114.22	465,805
F.I.S. Fund Mgmt.	156.75	828,940
Gabelli Asset Mgmt. (Small Cap)	-	505,928
Lombardia Capital Partners, LLC. (Large Cap)	-	(71,980)
Piedmont Inv Adv-LCC	110.74	431,795
Profit Inv Mgmt - LCG	155.76	602,454
Progress Investment Management Co.	260.40	1,468,541
RAFI Enhanced Small Companies	603.99	1,266,878
RAFI Enhanced Large Companies	1,854.21	1,293,845
Seizert Capital Partners - LCC	119.26	417,116
State Street (Russell 3000)	1,854.21	304,439
State Street (S&P 400 Mid Cap)	2,080.30	81,737
VTL S&P 500 (Large Cap)	276.41	326,690
Walden Asset Mgmt	62.70	308,333
Wisdom Tree Asset Mgt. Inc.	-	(72,647)
Total Domestic Equities	\$ 12,727.97	\$ 10,870,719
 Private Equity Investments		
AEA Investors 2006 Fund - Contingent	\$ 27.37	\$ 365,033
AG GECC PPIF LP	26.76	300,000
Aisling Capital II, LP	4.28	71,973
Aisling Capital III, LP	3.93	274,905
Alliance BRN Legacy Sec LP	46.08	407,246
American Securities Partners VI, LP	13.17	685,718
Apollo Centre St PTNRSHP LP	62.71	81,846
Apollo Investment Fund VII	86.95	1,205,026
Ares Copr Opportunities	18.51	121,554
Ares Copr Opportunities Fund II	33.24	209,001
Ares Copr Opportunities Fund III	59.30	1,111,806
Arsenal Capital Partners II	30.44	276,936
Aurora Equity Capital Partners III	52.48	(130,050)
Ave Special Situation Fd VI	63.16	117,148
Avista Capital Partners	34.68	199,474
Avista Capital Partners II	73.14	280,292
Axa Secondary Fund V B.L.P.	29.32	1,368,478
BC European Capital IX	13.16	2,092,480
BDCM Opportunity Fund	21.44	395,168
BDCM Opportunity Fund II	24.33	399,327
BDCM Opportunity Fund III	16.22	675,930
Blackstone Capital Partners V	110.49	553,449

New York City Employees' Retirement System

	Assets under Management (in millions) as of June 30, 2012	Fees
Blackstone Capital Partners VI	13.47	1,136,958
Blackstone Mezz. Partners II	12.83	245,257
Bridgepoint Europe IV	16.72	325,768
Breeden Capital Mgmt	5.82	1,118,833
Carlyle Partners III	7.35	27,466
Carlyle Partners V	46.12	310,675
Carpenter Community Bancfund	19.85	34,439
Catterton Partners VI	63.35	680,693
CCMP Capital Investors II	26.66	419,145
CD&R Fund VIII	18.74	(200,000)
CO-Investment Partners Europe	30.80	363,939
Constellation Ventures III	21.18	418,489
Craton Equity Investors	16.13	396,684
Credit Suisse Custom Fund Investment Grade	16.66	89,529
Credit Suisse Emerging Market Domestic Mgrs Fund	38.01	989,058
Crestview Partners II	36.92	(480,870)
Cypress Merchant Bank Partners II	5.04	38,386
EQT VI, LP	7.07	1,674,292
Ethos Private Equity Fund V	31.09	620,533
Fairview Emerging Managers	41.98	316,167
Fairview Capital Partners III	20.92	211,443
FDG Capital Partners II	23.16	132,973
First Reserve Fd XI	33.99	147,306
First Reserve Fd XII	31.93	486,494
Fourth Cinven Fund	64.69	901,122
FS Equity Partners V	11.20	4,697
FS Equity Ptnrs VI	16.08	383,884
GF Capital	5.97	200,000
GI Partners Fund II	31.86	9,828
GI Partners Fund III	44.43	736,014
Golden Tree OD MTA 111	86.56	344,922
Governance for Owners	214.11	1,772,148
GSC Recovery III	11.61	78,628
GSO Capital Opportunities Fd	41.34	47,018
Halyard Capital II	14.26	507,727
HM 2006 Sector Perform Fund LP	18.00	525,369
InterMedia Partners VII	30.69	328,839
JP Morgan Investment Management	43.99	433,094
Knight Vinke Institutional Prtnrs III	-	(1,436,700)
Lee Equity Partners.	14.33	554,752
Leeds Weld Equity Patners V	25.99	663,396
Levine Leichtman CAP Partners IV	30.67	388,551
Lexington Capital Partners VII	24.57	323,310
Lincolnshire Equity Fund III	36.34	470,609

New York City Employees' Retirement System

	Assets under Management (in millions) as of June 30, 2012	Fees
Lincolnshire Equity Fund IV	4.47	477,283
Marathon OD MTA 111	85.04	619,671
Markstone Capital Partners	20.30	(180,063)
Midocean Partners III	40.32	632,190
Montreux Eq. Partners IV	14.16	363,773
Nautic Partners VI	27.82	299,041
New Mountain Partners	2.27	(231,107)
New Mountain Partners II	33.75	(450,855)
New Mountain Partners III	66.60	1,424,805
Oaktree OPP FD IX	36.00	11,843
Onex Partners III	32.44	1,089,789
Paladin Homeland Security III	15.44	589,610
Palladium EQ Ptnrs III	25.26	327,554
PCGAM Clean Energy & Tech Fund	61.70	(58,028)
Pegasus Partners IV, L.P.	40.26	397,039
Pegasus Partners V, L.P.	8.94	548,914
Perseus Partners VII	24.89	333,734
Pimco-Disco Distressed	-	569,570
Pine Brook Capital Partners	19.55	495,082
Quadrangle Capital Partners II	45.52	503,573
Quaker BioVentures II L.P.	9.71	(100,000)
Relativity Fund	4.41	311,441
Ripplewood Partners 11	9.43	21,583
Riverstone/Carlyle Global Energy & Power Fund IV	43.58	434,774
RLJ Equity Partners Fund 1	12.57	318,957
RRE Ventures III	29.39	249,952
RRE Ventures IV	42.32	875,000
Silver Lake Partners II, L.P.	-	(83,722)
Silver Lake Partners III	-	238,615
Snow Phipps & Guggenheim	18.88	297,616
Snow Phipps Group II	9.85	609,327
Solera Partners	32.78	202,139
StarVest Partners II	13.01	526,045
Tailwind Capital Partners, L.P. Contingent	24.79	606,463
Terra Firma Cap III - Contingent	24.74	712,914
Thomas H Lee Equity Fund VI	15.76	88,929
Trilantic Capital Partners III	16.66	150,019
Trilantic Capital Partners IV	59.60	1,309,248
Trident V, LP	36.80	1,528,437
Vista Equity Partners III	42.40	336,956
Vista Equity Partners IV	34.85	1,483,426
Vitruvian Partners	48.69	1,381,242
VSS Comm Partners IV	17.12	(77,767)
Warburg Pincus PE XI	6.95	178,299

New York City Employees' Retirement System

	Assets under Management (in millions) as of June 30, 2012	Fees
Well Spring Capital Partners V	7.46	908,561
Yucaipa American Alliance Fund	63.19	637,938
Yucaipa American Alliance Fund II	163.04	423,574
Yucaipa Corp Initiative II	24.46	624,375
Total Private Equity Managers	\$ 3,620.81	\$ 49,761,363
 Private Real Estate Managers		
American Value Partners Fund. I, L.P.	\$ 22.47	\$ (326,904)
Apollo Europe III	24.25	523,333
Apollo Real Estate Fund V, L.P.	11.04	278,780
Blackstone Real Estate Partners III, L.P.	20.70	750,000
Blackstone Real Estate Partners IV,	16.62	317,794
Blackstone Real Estate Partners VI,	129.24	1,466,104
Blackstone Real Estate Partners VII,	34.03	1,784,556
Canyon Johnson Urban Fund	0.32	(19,101)
Canyon Johnson Urban Fund II	21.36	(133,311)
Canyon Johnson Urban Fund III	16.87	300,000
Carlyle Partners R.P. Fund V	13.95	636,344
Carlyle Partners R.P. Fund VI	12.78	118,142
Capri Urban Investors	29.98	744,550
Heitman America RE Trust	130.77	616,535
JPMC SP Fund	155.25	1,464,228
JPMC SS Fund	69.21	1,117,013
LaSalle US Property Fund	28.87	134,326
Lehman Bros. Real Estate Partners Rep III	12.37	(97,000)
Metropolitan Workforce Housing Fund, LLC.	8.79	164,500
Prisa	81.82	661,637
Prisa II	128.03	1,157,035
Prisa III	61.97	1,003,778
RREEF America II, Inc	81.77	350,580
RREEF America III, Inc	34.26	259,349
Silverpeak Legacy Partners III	10.04	300,510
Stockbridge Real Estate Fund	16.81	506,483
Thor Urban Property FD II	11.30	1,030,292
UBS Trumbull Property Fund (TPF)	178.05	1,263,748
Walton St Real Estate Fund VI	41.15	(62,722)
Westbrook Real Estate VII, L.P.	31.61	498,359
Westbrook Real Estate VIII, L.P.	31.85	751,032
Total Private Real Estate Equity Managers	\$ 1,467.53	\$ 17,559,972

New York City Employees' Retirement System

	Assets under Management (in millions) as of June 30, 2012	Fees
Alliance (Value)		471,241
Baillie Gifford Overseas Ltd.(Emerging Markets)	299.35	2,501,886
Baillie Gifford Overseas Ltd.(Growth)	375.55	1,037,943
Barclays Global Investor (Passive)	-	(62,152)
CONY GT NYCERS Blackrock-MSCI EM MKTS I MTA	960.47	99,331
DFA (Emerging Markets)	490.81	1,519,145
Eaton Vance EM MTA 321 (Emerging Markets)	505.18	554,824
F&C SGE MTA	51.34	337,259
GE Asset Management (Growth)	96.02	1,162,633
Generation (Opportunistic Strategic)	121.18	841,776
KBC Asset Mgt. (Opportunistic Strategic)	-	(79,500)
LM Capital MTA (Opportunistic Strategic)	57.11	119,392
Martin Currie (Growth)	0.17	(37,528)
Mondrian Investment Partners Ltd. II (Value)	471.77	1,214,513
Philadelphia International (Core)	276.69	1,373,394
PIM Atlanta Life	12.14	99,955
PIM John Hsu	12.05	101,620
PIM Strategic Global Adv	13.25	108,676
Pyramis MTA (Growth)	309.99	938,802
Sprucegrove (Value)	471.77	1,047,245
State Street (Emerging Markets)	-	(621,865)
Thornburg (EAFE Markets Equities-Core)	505.65	2,248,851
Total International Equity Fund Managers	\$ 5,305.96	\$ 15,096,114
Hedge Funds		
City Plan Fund LLC.	\$ 135.16	\$ 8,787
Permal Asset Mgt-Citco Fund Serv(Curacao) NV	242.90	1,452,171
Total Hedge Funds	\$ 378.06	1,460,958
Mutual Fund - Mortgages		
AFL-CIO Housing Inv. Trust	\$ 223.39	\$ 925,164
Access Capital Strategies	54.70	146,339
Total Mutual Funds - Mortgages	\$ 278.09	\$ 1,071,503
Treasury Inflation Protected Securities		
Blackrock	\$ 160.05	\$ 61,505
Pacific Investment Management Co. (Active)	534.73	347,024
State Street (Passive)	227.90	(8,510)
Total TIPS Managers	\$ 922.68	\$ 400,020
Total Fees Paid to Investment Managers		\$ 108,311,911

New York City Employees' Retirement System

	Assets under Management (in millions) as of June 30, 2012	Fees
Aksia	\$	540,867
Callan Associates, Inc.		566,589
Courtland Partners Ltd.		16,887
Institutional Shareholders Services		14,656
National Institute On Retirement		1,275
Pacific Corporate Group		463,888
PriceWaterhouse Coopers		3,222
Citco Fund Services Inc.		36,222
Ropes & Gray LLP.		3,000
S. R. Batliboi		14,474
Stepstone Group LLC.		916,667
Torreycove Capital Partners LLC		456,654
The BONY Master Custodian		273,019
The Townsend Group		384,790
Venezuelan Tax Consultant KPMG		272
Zero Consulting Group		2,250
Total Investment Consultants' Fees	\$	3,694,731
 Investment-related Legal Fees		
Capital Analytics II	\$	8,879
Conway Mackenzie New York, LLC.		883
Cox, Castle & Nicholson, LLP.		19,783
Debevoise & Plimpton, LLP.		8,860
Fixed Income Legal Services		14,494
Foster, Pepper PLLC		36,431
Kirkland & Ellis, LLP.		5,075
Marathon		11,995
Morgan, Lewis & Bockius, LLP.		174,613
Nixon Peabody, LLP.		23,327
Phillsbury Winthrop Shaw Pittman, LLP.		118,405
Orrick, Herrington & Sutcliffe, LLP.		19,262
Reinhart Boerner Van Deuren		17,833
Sadis & Goldberg, LLP.		21,676
Seward Kissel		28,193
Simpson Thacher & Bartlett, LLP.		9,551
Weil, Gotshal & Manges, LLP.		6,093
Total Investment-related Legal Fees	\$	525,353
 Total Investment Management & Consultant Fees FY 2012	 \$	 34,743.72
	\$	112,531,995

SCHEDULE OF BROKERS' COMMISSIONS
For Fiscal Year Ended June 30, 2012

Brokerage Firm	Number of Shares Traded	Total Commissions
Abel Noser Corporation	399,523	\$ 3,811
ABG Securities as Norge, Stockholm	28,954	3,836
ABG Securities, Oslo	33,511	3,509
ABN Amro Asia Equities India Ltd.	831	464
ABN Amro Asia Securities PT. Jakarta	94	150
ABN Amro Hongkong (Securities Trading)	69,042	1,013
ABN Amro Hoare Govett Asia, Seoul	82	3,676
ADP Cosi/Sandtander	50,707	973
Agora Cor De Titul E Val Mob	206,166	6,409
American Portfolios Financial	5,373	215
Aqua Securities L.P.	600	12
Assent LLC.	212,375	1,186
Avian Securities Inc.	10,775	539
Avondale Partners, LLC.	35,218	1,409
Baird Robert W & CO Inc.	143,182	5,826
Banco Pactual Sa, Rio De Janeiro	47,796	420
Banco Santander Central Hispano Sa	443,356	17,023
Bank Vontobel AG, Zurich	19,140	1,813
Barclays Bank	134,256	817
Barclays Bank PLC, NY	385,132	14,257
Barclays Capital, Inc.	94,675	2,585
Barclays Capital, Inc. Le	44,157,000	66,438
Barclays Capital Nominees No. 2	4,705	178
Barclays Capital Securities London	11,591,045	96,579
Barclays Capital, New Jersey	32,164	2,243
Batlivala And Karani Securities India	3,655	1,760
Baypoint Trading LLC.	256,290	7,419
Berenberg Bank, Harburg	427,542	2,341
Bank Of China Group Securities Hongkong	9,803	163
Blair William & Company LLC.	634,847	24,687
Blaylock & Co Inc.	93,083	2,701
Bley Investment Group	19,450	662
Bluefin Research Partner Inc.	110,180	4,407
BMO Nesbitt Burns Inc.	39,676	1,853
BNP Paribas Brokerage Securities Inc.	3,040,955	238
BNP Paribas Pererine Securities Hongkong	403,781	11,566
BNP Paribas Pererine Securities Korea	5	3,113
BNP Paribas Pererine Securities PTE, SGP	82,641	7,004
BNP Paribas Securities Services, London	352,803	19,028
BNP Paribas Securities Services, Zurich	23,428	60
BNP Paribas Securities Services	40,375	1,076
BNP Securities (U.S.A.) Inc.	7,120	71
BNY Brokerage Inc.	756,427	26,425
BNY Convergex Execution Solution	1,695,096	50,436
BOE Securities Inc./Broadcort Capital	2,125,445	63,763
Brean Murray Carret & Co. LLC.	10,544	422
Broadcort Capital Corporation	261,340	\$ 2,220

SCHEDULE OF BROKERS' COMMISSIONS
For Fiscal Year Ended June 30, 2012

Brokerage Firm	Number of Shares Traded	Total Commissions
Brockhouse and Cooper Montreal Cana	193,860	\$ 2,438
Brockhouse Cooper SA Pty.	777	92
Brown Brothers Harriman & Co.	52,540	1,576
BTIG LLC.	25,997	1,442
Buchingham Research Group Inc.	79,031	3,803
CA Cheuvreux, Paris	92,492	135
Cabrera Capital Markets LLC.	7,401,898	117,756
Cadiz Stock Broking Pty Ltd. S.A.	1,343	483
CAI Cheuvreux Nordic AB	6,353	1,455
Calyon, New York	119,693	981
Canaccoro Adams, Inc.	44,069	1,763
Canadian Depository For Securities Toronto	610	12
Cantor Fitzgerald and Company Inc.	506,343	15,530
Cantor Fitzgerald Europe	156,763	1,632
Cantor Fitzgerald/CastleOak	892,344	26,482
Cantor Fitzgerald/Clearing Service	146,700	2,201
Capital Institutional Services Inc.-Equities	746,174	22,202
Carnegie ASA, Oslo	8,743	267
Celfin Capital SA Corredores De Bolsa	13,582	8,742
Celfin S.A., Santiago	24,439	10,754
CGMI Property, Cash And Securities, NY	1,090	14
Charles Schwab & Company	193,149	439
Charles Stanley And Compay Ltd, London	16,789	84
Cheevers & Company Inc.	1,217,970	38,130
CIBC Mellon Global Securities, Toronto	24,725	1,208
CIBC World Markets - Toronto	83,306	3,079
CIBC World Markets Inc.	65,000	2,600
CICC US Securities Inc.	2,563	354
Citibank Limited Sydney	27,926	505
Citibank Mailand At Credit Agricole CHVR	2,288,922	35,856
Citibank NA, London	55,916	316
Citibank, NA	7,524	1,284
Citigroup Global Markets Inc.	102,844,544	122,672
Citigroup Global Markets India Private	3,702	1,452
Citigroup Global Markets Korea Securities	50	3,600
Citigroup Global Markets Limited	1,272	10
Citigroup Global Markets Ltd, London	4,931,095	56,288
Citigroup Global Markets Uk Equity Ltd.	5,077,687	27,865
Citigroup Global Markets Inc, Taipei	16,446	4,027
Clearview Correspondent Services	7,381	295
CLSA Australia Pty Ltd.	39,559	594
CLSA Ltd, Hong Kong	673,958	14,114
CLSA Securities Korea	24	19,516
CLSA Singapore PTE Ltd.	941,361	45,130
Commerzbank AG, Frankfurt	6,931	244
Companhia Brasil Liquidacaoe Custodian	46,840	560
Compass PT Research & Trading LLC.	14,814	\$ 398

SCHEDULE OF BROKERS' COMMISSIONS
For Fiscal Year Ended June 30, 2012

Brokerage Firm	Number of Shares Traded	Total Commissions
Cowen & Co LLC.	51,057	\$ 2,063
Craig - Hallum	15,062	602
Credit Agricole	78,507	6,003
Credit Agricole Indosuez, Madrid	15,900	187
Credit Agricole Securities USA Inc.	5,674,789	102,120
Credit Lyon Securities Asia Ltd, Taipei	6,537	1,793
Credit Lyonnais Securities India	707	3,337
Credit Suisse First Boston (Europe), Seoul	101	10,591
Credit Suisse (UK) Limited London	5,432	347
Credit Suisse First Boston Corporation, NY	4,826,113	67,622
Credit Suisse First Boston Chase NYC F B	606,464	11,333
Credit Suisse First Boston	246,175,750	124,430
Credit Suisse First Boston Hongkong	851,120	13,619
Credit Suisse First Boston SA CTVM	187,564	4,098
Credit Suisse First Boston, London	208,553	3,086
Credit Suisse First Boston, Taipei	408,024	22,991
Credit Suisse Securities (Malaysia)	1,439,726	9,970
Credit Suisse Securities USA LLC	12,555	502
Credit Suisse First Boston India Securities PTE Ltd.	35,603	19,122
Credit Suisse First Boston Securities USA, NY	12,760	98
Credit Suisse First Boston (Europe) Ltd, London	2,718,865	60,814
Credit Suisse First Boston Australia Securities Ltd, Melbourne	74,344	240
Custom Equity Research Inc.	8,920	268
D Carnegie AB, Stockholm	2,198	722
Daiwa Capital Market America Inc.	56,500	2,260
Daiwa Securities America	5,912	8,998
Daiwa Securities Company Ltd. Seoul	2	91
Daiwa Securities SMBC HK Ltd.	321,228	13,036
Daiwa Securities, London	1,292	338
Danske Bank As Copenhagen	1,361	302
Davy Stockbrokers, Dublin	45,884	154
DBS Vickers (Hong Kong) Limited	25,279	445
DBS Vickers Securities (S) Pte. Ltd.	31,331	301
DBTC Americas Deutsche Bank AG, London	57,351	3,311
Deutsche Banc Securities Inc.	107,982,190	89,660
Deutsche Banc/Alex Brown	1,332,807	32,433
Deutsche Bank AG	60,284	911
Deutsche Bank AG, London	3,187,301	74,370
Deutsche Bank Amsterdam	15,332	639
Deutsche Bank Securities Inc.	3,232,806	114,242
Deutsche Equities India Private Limited	199	195
Deutsche Securities Asia Ltd Taipei	43,792	9,622
Deutsche Securities Asia Ltd, Hongkong	4,729,741	46,551
Deutsche Securities Korea Co, Seoul	2	747
Direct Access Partners LLC.	188,051	5,692
Divine Capital Markets LLC - E	87,788	3,742
Dougherty Company	17,588	\$ 620

SCHEDULE OF BROKERS' COMMISSIONS
For Fiscal Year Ended June 30, 2012

Brokerage Firm	Number of Shares Traded	Total Commissions
DSP Merrill Lynch Ltd.	6,339	\$ 5,619
Enam Securities Pvt Ltd.	612	2,083
Euroclear Bank S.A N.V, Brussels	15,780	94
Evolution Beeson Gregory Ltd, London	22,374	218
Exane Paris	2,222,878	24,894
Execution (Hong Kong) Limited	48,624	1,851
Execution Limited	58,290	648
Fator - Doria Atherino S/A C.V.	77,009	2,797
Fidelity Capital Markets	487	12
Fidentiis Equities	15,219	179
FIG Partners LLC.	78,004	1,560
Firststrand Bank Ltd. Head Office Incl	1,817	608
Fokus Bank A S, Trondheim	2,462	402
Frank Russell Securities/Broadcort	6,344	190
Fred, Albert & Company LLC.	146,300	7,315
Friedman, Billings & Ramsey	198,240	7,537
Gardner Rich And Company	659,375	21,796
Gleacher & Compay Securities, Inc.	594	24
Global Hunter Securities, LLC.	4,958	157
Goldman Sachs (Asia) LLC, Seoul	66	2,669
Goldman Sachs (Asia) LLC, Taipei	94,752	1,031
Goldman Sachs And Company	1,278,372,461	26,068
Goldman Sachs Co, NY	4,442,692	88,153
Goldman Sachs Execution & Clearing	217,077	2,517
Goldman Sachs International London	2,846,620	40,075
Goldman Sachs International Ltd.	70,825	3,269
Goodbody Stockbrokers Dublin	31,388	498
Greentree Brokerage Services	20,400	408
Griffiths Mcburney Canada	19,512	807
G-Trade Services Ltd.	6,314,419	86,502
Guggenheim Capital Markets LLC.	94,070	3,008
Guzman & Company	16,871,740	47,978
Height Securities, LLC.	3,005	90
Hibernia Southcoast Capital	6,344	218
Howard Weil Incorporated	42,158	1,986
HSBC Bank Brasil, Sao Paulo	240,876	4,834
HSBC Bank PLC (JC HIB Settlement)	3,290,849	52,819
HSBC Brokerage USA	1,021,482	11,099
HSBC Ltd. Seoul Securities Branch	93	6,790
HSBC Mexico S A Institucion	20,273	1,519
HSBC Securities Brokers(Asia) Ltd.	84,371	3,299
HSBC Securities Asia Ltd, Taipei	826,384	11,112
HSBC Securities India Holdings, Mumbai	32,746	15,121
HSBC Securities USA Inc.	1,236,844	26,122
Hudson Securities, Inc.	573	23
India Infoline Ltd, Mumbai	351	1,479
ING Bank NV London	340,587	\$ 4,486

SCHEDULE OF BROKERS' COMMISSIONS
For Fiscal Year Ended June 30, 2012

Brokerage Firm	Number of Shares Traded	Total Commissions
Instinet Clearing Services Inc.	2,333,758	\$ 29,930
Instinet Corporation	8,608,356	143,033
Instinet Europe Limited London	2,950,412	19,963
Instinet Europe Ltd.	2,938,080	30,140
Instinet Singapore Services Pte Ltd.	194,985	1,257
Intermonte Securities Sim, Milano	11,776	529
Investec Securities, London (331)	858,297	6,517
Investment Technology Group, Dublin	4,509,113	29,225
Investment Technology Group	7,420,586	115,518
ISI Group, Inc.	439,754	17,579
Island Trader Securities Inc.	191,211	4,948
ITAU Unibanco SA	966,114	18,903
ITG Canada Corp, Toronto	4,610	91
ITG Hoenig Limited, Hong Kong	236,887	5,670
ITG Inc.	56,966	422
Ivy Securities, Inc.	137,347	4,772
IXIS Securities	2,028	176
J.P. Morgan Clearing Corp.	17,152,673	24,103
J.P. Morgan Securities Inc.	1,678,830	42,772
J.P. Morgan Securites Singap Private Ltd.	37,184	9,538
J.P.Morgan Securities (Far East) Ltd.	74	9,623
Jackson Securities Inc.	862,000	8,620
Janney Montgomery Scott Inc.	73,731	2,949
Jefferies & Company, Inc.	41,388,926	30,625
Jefferies And Companies Inc. Jersey	1,006,795	13,717
Jeffries International Ltd.	23,436	731
Jeffries International Ltd. London	922,671	14,475
JMP Securities	53,899	2,156
Johnson Rice & Co.	6,406	253
Jones Trading Institutional Services LLC.	165,099	3,324
JP Morgan Chase Bank	266,310	5,086
JP Morgan India Private Ltd, Mumbai	41,264	37,826
JP Morgan Securities Australia Ltd. Pid 2972	1,225,620	6,663
JP Morgan Securities Inc New York	504,349	14,730
JP Morgan Securities Ltd. London	4,185,430	55,669
JP Morgan Securities (Taiwan) Ltd.	347,233	15,258
JP Morgan Chase (Global Secs) Ldn	1,927	103
JP Morgan Chase Bank NA	3,495	509
JP Morgan Securities (Asia Pacific), Hongkong	239,610	10,279
KB Securities N.V. Antwerpen	445	303
KBC Peel Hunt Ltd.	32,702	701
Keefe Bruyette & Woods Inc.	353,273	11,818
Kempen and Company NV Amsterdam	50,548	1,317
Kepler Equities	13,685	138
Kepler Equities, Paris	245,579	5,981
Keybank Capital Markets Inc.	172,912	6,634
Kim Eng Securities Pte. Ltd. Singapore	187	\$ 905

SCHEDULE OF BROKERS' COMMISSIONS
For Fiscal Year Ended June 30, 2012

Brokerage Firm	Number of Shares Traded	Total Commissions
King, CL, & Associates	101,914	\$ 4,103
Knight Clearing Services LLC.	739,671	14,820
Knight Equity Markets L.P.	1,080,962	13,024
Knight Securities London	12,067	371
Knight Securities L.P.	783	603
Kota Global Securities	173,750	3,475
Lazard Freres & Company	1,207,514	4,586
Leerink Swann and Company	50,878	1,882
Link S/A CCTVM	82,708	3,133
Liquidnet Asia Limited	65,923	1,170
Liquidnet Europe Limited	1,289,343	3,069
Liquidnet Inc.	1,442,776	34,956
Lombard Odier Cie Geneva	753	120
Longbow Securities LLC.	130,340	5,214
Loop Capital Markets LLC.	11,485,809	211,434
Lynch Jones & Ryan Inc.	1,504,738	1,734
M And B Capital Markets S.V.	4,353	111
M. Ramsey King Securities	211,033	3,377
Macquarie Bank Limited Sydney	484,105	11,628
Macquarie Capital (Europe) Limited	557,118	5,906
Macquarie Equities Ltd. Sydney	1,374,459	13,223
Macquarie Equities Newzealand Ltd.	32,256	40
Macquarie Secuties (Singapore) Pte. Ltd.	25,706	8,853
Macquarie Securities USA Inc.	11,708	468
Macquarie Securities Ltd. - Seoul	54	3,205
Macquarie Securities Ltd, Hong Kong	1,865,284	29,181
Macquarie Securities, Mumbai	18,870	6,617
Mainfirst Bank Ag, Frankfurt	88,132	4,923
Man Financial Limited, London	49,965	714
Maxim Group	1,473	59
Melvin Securities	331,250	4,969
Merrill Lynch and Company Inc. New York	250,401	5,845
Merrill Lynch Company Inc. (AGS), NY	1,248	241
Merrill Lynch International	488,028	13,575
Merrill Lynch International Limited	223,251	6,257
Merrill Lynch International Ltd, GB	627,820	9,092
Merrill Lynch International, Seoul	59	10,815
Merrill Lynch International Ltd. Equity Settlement	17,570,465	88,523
Merrill Lynch Pierce Fenner	254,437,766	63,081
Merrill Lynch Professional	31,547	1,498
Merrill Lynch,Pierce, Fenner, Smith	4,509,514	95,207
MFGlobal FXA Securities Ltd.	837	190
Midwood Securities	386,140	15,446
Miller,Tabak, Hirsch & Co.	93,850	3,754
Mirae Asset Securities	13	5,361
Mischler Financial Group, Inc.	28,139	844
Mitsubishi UFJ Securities London	797	\$ 5,559

SCHEDULE OF BROKERS' COMMISSIONS
For Fiscal Year Ended June 30, 2012

Brokerage Firm	Number of Shares Traded	Total Commissions
Mitsubishi UFJ Securities (Usa) Inc.	5,452	\$ 2,351
Mizuho Securities USA Inc.	24,150	966
Mizuho Securities USA Inc, NY	6,731	12,573
MKM Partners LLC.	3,903	156
Montrose Securities Equities	1,338,780	53,551
Morgan Keegan & Company, Inc.	159,633	5,610
Morgan Stanley	498,701,629	70,273
Morgan Stanley and Company International Ltd, London	388,051	7,035
Morgan Stanley and Company International, Seoul	163	13,780
Morgan Stanley Company Inc. New York	194,141,148	192,253
Morgan Stanley Company International Ltd. Taipei	447,349	22,547
Morgan Stanley India Company Pvt.	592	559
Morgan Stanley International Ltd.	208,567	9,786
Morgan Stanley Securities, London	2,252,084	11,045
Mr Beal & Company	1,634,523	50,208
Natexis Bleichroeder New York	135,802	7,889
Native One Institutional Tradi	489,200	4,892
Natl Financial Services Corp.	692,689	19,124
Needham & Co.	296,232	11,855
Nesbitt Burns Inc. Toronto	79,466	3,179
Newedge Group (UK Branch)	56,664	343
Noble International Investments Inc.	1,969	79
Nomura Financial Advisory And Securities	3,995	2,707
Nomura Financial And Investment Korea	2	292
Nomura International Ltd. Taipei	6,226	1,400
Nomura International PLC London	5,059,828	36,636
Nomura Securities International Inc.	354,613,570	25,267
Nomura Securities International Inc. NY	7,927,096	100,559
North South Capital LLC.	25,153	789
Numis Securities Limited London	31,632	963
Oddo Et Cie, Paris	3,717,954	15,767
Oppenheimer And Company Inc.	210,303	7,808
Pacific American Securities LLC.	335,844	13,077
Panmure Gordon And Company Limited	46,423	915
Parel, Paris	19,768	3,154
Patria Finance AS-Prague	1	25
Penserra Securities	164,968	1,650
Penso Financial Service Inc.-Ridge	2,200	44
Percival Financial Partners	372,325	12,191
Pereire-Tod Ltd. London	200,191	644
Pershing & Company	4,393,217	90,647
Pershing Nominees Limited	1,132	9
Pershing Securities London	1,959,648	27,986
Pershing, Jersey City	8,632,230	95,190
Pickering Energy Partners Inc.	30,497	1,525
Piper Jaffray & Co.	275,734	10,971
Pulse Trading LLC.	10,582	\$ 423

SCHEDULE OF BROKERS' COMMISSIONS
For Fiscal Year Ended June 30, 2012

Brokerage Firm	Number of Shares Traded	Total Commissions
Raymond, James & Association, Inc.	137,490	\$ 6,412
RBC Capital Markets Corp.	990,721	25,081
RBC Dominion Securities Corp.	10,331	943
RBC Dominion Securities Toronto	154,382	4,274
RBS Securities Inc.	125,233	8,057
Redburn Partners LLP.	240,122	3,406
Ringfloor Limited	34,193	355
Roth Capital Partners, LLC.	12,350	494
Royal Bank Of Canada Europe Ltd,Ldn	519,937	2,777
Royal Bank Of Scotland PLC	1,340,015	6,174
Salomon Brothers International Ltd.	22,546	137
Salomons Nominees Australia SAL20	13,096	202
Samsung Securities Asia Limited	9,493	103
Samsung Securities Company Ltd. Seoul	1,083	24,603
Samuel A Ramirez & Company Inc.	3,445	103
Sanders Morris Harris Inc.	51,200	640
Sanford C. Bernstein & Company, LLC.	1,056,622	26,229
Sanford C. Bernstein London	3,160,020	26,168
Santander Investment Services SA	29,027	2,111
Scotia Capital Markets, Toronto	85,081	3,785
Scotia Capital USA Inc.	147	8
Seslia Securities	1,992	60
SG Americas Securities LLC.	563,456	7,282
SG Asia Securities (India) Pvt Ltd.	125,646	11,604
SG Cowen Securities Corp, New York	63,357	2,513
SG Securities (HK) Limited	3,571,023	27,061
SG Securities (London) Ltd, Taipei	83,487	1,090
Sidco / Convergex	2,590	104
Sidoti & Company, LLC.	155,683	6,208
Simmons & Co.	4,800	240
Skandinaviska Enskilda Banken	51,613	2,439
SMBC Nikko Securities Hong Kong Limited	431	250
SMBC Securities Inc.	47	168
Societe Generale London Branch, London	640,696	11,486
Societe Generale Paris, Zurich	9,429	3,558
Societe Generale Sucursal En Espana	17,192	145
State St Global Markets LLC.	24,336	951
State Street Bank And Trust Company	59,408,467	174,109
Stephens, Inc.	50,838	1,733
Sterne Agee & Leach Inc.	335,537	5,479
Stifel Nicholas & Company, Inc.	4,433,218	39,647
Strategas Securities LLC.	85,500	3,181
Suntrust Capital Markets, Inc.	63,559	2,542
Svenska Handelsbanken New York	108,674	12,155
Tachibana Securities Hongkong Ltd.	13	77
The Benchmark Company LLC.	39,560	1,582
The Royal Bank Of Scotland N.V.	1,759	\$ 46

SCHEDULE OF BROKERS' COMMISSIONS
For Fiscal Year Ended June 30, 2012

Brokerage Firm	Number of Shares Traded	Total Commissions
Raymond, James & Association, Inc.	137,490	\$ 6,412
RBC Capital Markets Corp.	990,721	25,081
RBC Dominion Securities Corp.	10,331	943
RBC Dominion Securities Toronto	154,382	4,274
RBS Securities Inc.	125,233	8,057
Redburn Partners LLP.	240,122	3,406
Ringfloor Limited	34,193	355
Roth Capital Partners, LLC.	12,350	494
Royal Bank Of Canada Europe Ltd,Ldn	519,937	2,777
Royal Bank Of Scotland PLC	1,340,015	6,174
Salomon Brothers International Ltd.	22,546	137
Salomons Nominees Australia SAL20	13,096	202
Samsung Securities Asia Limited	9,493	103
Samsung Securities Company Ltd. Seoul	1,083	24,603
Samuel A Ramirez & Company Inc.	3,445	103
Sanders Morris Harris Inc.	51,200	640
Sanford C. Bernstein & Company, LLC.	1,056,622	26,229
Sanford C. Bernstein London	3,160,020	26,168
Santander Investment Services SA	29,027	2,111
Scotia Capital Markets, Toronto	85,081	3,785
Scotia Capital USA Inc.	147	8
Seslia Securities	1,992	60
SG Americas Securities LLC.	563,456	7,282
SG Asia Securities (India) Pvt Ltd.	125,646	11,604
SG Cowen Securities Corp, New York	63,357	2,513
SG Securities (HK) Limited	3,571,023	27,061
SG Securities (London) Ltd, Taipei	83,487	1,090
Sidco / Convergex	2,590	104
Sidoti & Company, LLC.	155,683	6,208
Simmons & Co.	4,800	240
Skandinaviska Enskilda Banken	51,613	2,439
SMBC Nikko Securities Hong Kong Limited	431	250
SMBC Securities Inc.	47	168
Societe Generale London Branch, London	640,696	11,486
Societe Generale Paris, Zurich	9,429	3,558
Societe Generale Sucursal En Espana	17,192	145
State St Global Markets LLC.	24,336	951
State Street Bank And Trust Company	59,408,467	174,109
Stephens, Inc.	50,838	1,733
Sterne Agee & Leach Inc.	335,537	5,479
Stifel Nicholas & Company, Inc.	4,433,218	39,647
Strategas Securities LLC.	85,500	3,181
Suntrust Capital Markets, Inc.	63,559	2,542
Svenska Handelsbanken New York	108,674	12,155
Tachibana Securities Hongkong Ltd.	13	77
The Benchmark Company LLC.	39,560	1,582
The Royal Bank Of Scotland N.V.	1,759	\$ 46

SCHEDULE OF BROKERS' COMMISSIONS
For Fiscal Year Ended June 30, 2012

Brokerage Firm	Number of Shares Traded	Total Commissions
The Williams Capital Group L.P.	2,775,789	\$ 75,208
Thinkequity Partners LLC.	72,139	2,886
Topeka Capital Markets Inc.	490,100	4,901
Toronto Dominion Securities Toronto	81,595	3,157
U S Bancorp Piper Jaffray Inc.	123,505	7,283
UBS AG	297,050,007	22,001
UBS AG London Equities	8,083,436	70,760
UBS Securities Asia Ltd.	4,469,185	76,771
UBS Securities Australia Ltd.	739,995	1,027
UBS Securities Canada Inc.	134,660	2,318
UBS Securities LLC.	2,098,046	13,952
UBS Securities LLC, Stamford	315,343	6,401
UBS Securities Ltd, Seoul Branch	322	22,227
UBS Securities Ltd, Taiwan Branch	552,418	27,702
UBS Securities Singapore Pte. Ltd.	7,370	1,344
UBS Warburg New Zealand Equities, Auckland	215,311	268
UNX.Com	17,250	65
Vandham Securities Corp.	46,204	1,161
Wedbush Morgan Securities, Inc.	224,284	6,115
Weeden & Company	11,608,645	144,587
Wells Fargo Securities LLC.	54,351,865	6,702
William Blair Company (Chicago Settle)	19,959	826
Wood And Company Securities Prague	22,090	1,859
Wunderlich Securities Inc.	161,394	6,456
XP Investimentos CCTVM SA	18,154	124
Yanner & Company, Inc.	235,681	4,116
Yuanta Core Pacific Securities	18,736	834
Total	3,859,424,170	\$ 5,871,007

This Page Has Been Left Blank Intentionally



ACTUARIAL SECTION

PART 4

This Page Has Been Left Blank Intentionally



OFFICE OF THE ACTUARY

255 GREENWICH STREET • 9TH FLOOR
 NEW YORK, NY 10007
 (212) 442-5775 • FAX: (212) 442-5777

ROBERT C. NORTH, JR.
 CHIEF ACTUARY

November 16, 2012

Board of Trustees
 New York City Employees'
 Retirement System
 335 Adams Street, Suite 2300
 Brooklyn, NY 11201-3751

Re: Actuarial Information for the Comprehensive Annual Financial Report ("CAFR") for the Fiscal
 Year Ended June 30, 2012

Dear Members:

The financial objective of the New York City Employees' Retirement System ("NYCERS" or the "Plan") is to fund members' retirement benefits during their active service and to establish employer normal contribution rates that, expressed as a percentage of active member annualized covered payroll, would remain approximately level over the future working lifetimes of those active members and, together with member contributions and investment income, are intended to ultimately be sufficient to accumulate assets to pay benefits when due.

An actuarial valuation of the Plan is performed annually as of the second June 30 preceding each fiscal year to determine the Employer Contributions to be paid for that fiscal year (i.e., June 30, 2010 (Lag) actuarial valuation to determine Fiscal Year 2012 Employer Contributions).

Employers are required to contribute statutorily-required contributions ("Statutory Contributions") and these contributions are generally funded by Employers within the appropriate fiscal year.

For Fiscal Year 2012, the Employer Contributions to NYCERS, based on the June 30, 2010 actuarial valuation, are equal to those recommended by the Actuary for the New York City Retirement Systems (the "Actuary") and are expected to represent the Statutory Contributions. Technically, this representation of the Fiscal Year Employer Contributions to NYCERS still (as of November 2012) requires the enactment of certain enabling legislation that is expected when the New York State Legislature next reconvenes.

Employer Contributions for Fiscal Year 2012 were equal to the Annual Required Contributions as defined under Governmental Accounting Standards Board ("GASB") Statement Number 25 ("GASB 25") as amended by GASB Statement No. 50 ("GASB 50").

The Annual Required Contributions, computed in accordance with GASB 25 as amended by GASB 50, are consistent with generally accepted actuarial principles.

Board of Trustees
New York City Employees'
Retirement System
November 16, 2012
Page 2

Actuarial Assumptions and Methods

Provided in this Actuarial Section of the CAFR is a "Summary of Actuarial Assumptions and Methods in Effect for the June 30, 2010 (Lag) Actuarial Valuation." These actuarial assumptions and methods were first employed in the June 30, 2010 (Lag) actuarial valuation that was used to determine Fiscal Year 2012 Employer Contributions to the Plan (the "2012 A&M").

These actuarial assumptions and methods differ from those employed in the June 30, 2009 (Lag) actuarial valuation that were used to determine Fiscal Year 2011 Employer Contributions to the Plan.

After reviewing the results of independent actuarial studies dated December 2011 by The Hay Group ("Hay") and November 2006 by The Segal Company ("Segal") in accordance with Section 96 of the New York City Charter, the Actuary issued a February 10, 2012 Report entitled "Proposed Changes in Actuarial Assumptions and Methods for Determining Employer Contributions for Fiscal Years Beginning on and After July 1, 2011 for the New York City Employees' Retirement System" ("February 2012 Report").

The Board of Trustees of the Plan adopted those changes in actuarial assumptions that require Board approval. The State Legislature and the Governor are expected to enact legislation to provide for those changes to the actuarial assumptions and methods that require legislation, including the Actuarial Interest Rate ("AIR") assumption of 7.0% per annum, net of expenses.

Note: For the June 30, 2010 actuarial valuation, the New York City Off-Track Betting Corporation ("OTB") was valued on a going-concern basis.

Benefits and Census Data

A summary of the benefits applicable to Plan members included in the June 30, 2010 (Lag) actuarial valuation is shown earlier in the Introductory Section of the CAFR.

Census data are submitted by the Plan's administrative staff and by the employers' payroll facilities and are reviewed by the Office of the Actuary ("OA") for consistency and reasonability.

A summary of the census data used in the June 30, 2010 (Lag) actuarial valuation is included in this CAFR. A summary of the census data used in the June 30, 2009 (Lag) actuarial valuation of the Plan is available in the June 30, 2011 CAFR.

Funded Status

The Funded Status of the Plan is expressed in various relationships of Assets to Liabilities.

With respect to the Funded Status of the Plan, included in the Financial Section of the CAFR is a Schedule of Funding Progress (Schedule 1).

Board of Trustees
New York City Employees'
Retirement System
November 16, 2012
Page 3

Included in the Actuarial Section of the CAFR is a Solvency Test (i.e., Comparative Summary of Actuarial Values and Percentages Covered by Actuarial Value of Assets) as prescribed by the Government Finance Officers Association ("GFOA"). This Solvency Test represents an alternative approach to describing progress toward funding objectives.

In addition to the Schedule of Funding Progress and the Solvency Test, included for informational purposes in the Actuarial Section of the CAFR (following the Solvency Test) is an Additional Discussion of Plan Funding and Other Measures of Funded Status that provides different comparisons between the Assets and Liabilities of the Plan. Included in this Other Measures of Funded Status discussion is information consistent with the disclosure requirements of GASB 50.

Presentation Style and Sources of Information

The actuarial information herein is being presented in a manner believed to be consistent with the requirements of the GFOA and, where applicable, with GASB 25 which was adopted for financial reporting purposes beginning Fiscal Year 1995 and with GASB 50 which was adopted for financial reporting purposes beginning Fiscal Year 2008.

The Additional Discussion of Plan Funding and Other Measures of Funded Status represents information provided by the Actuary to assist those users who desire additional disclosures.

As prescribed by GASB 25, as amended by GASB 50, included in the Financial Section of the CAFR are the following schedules prepared by the OA:

- Schedule of Funding Progress.
- Schedule of Employer Contributions.
- Schedule of Actuarial Assumptions and Methods.

Board of Trustees
New York City Employees'
Retirement System
November 16, 2012
Page 4

The following schedules in the Actuarial Section of the CAFR were prepared by the OA:

- Summary of Actuarial Assumptions and Methods in Effect for the June 30, 2010 (Lag) Actuarial Valuation.
- Funded Status based on Entry Age Actuarial Cost Method.
- Comparative Summary of Actuarial Values and Percentages Covered by Actuarial Value of Assets – Solvency Test.
- Additional Discussion of Plan Funding and Other Measures of Funded Status.
- Statutory vs. Annual Required Contributions.
- Active Member Valuation Data.
- Participating Employers.
- Number and Salary of Active Members by Occupational Position as of June 30, 2010 (Lag) Actuarial Valuation.
- Number of Active Members by Occupational Position and Age as of June 30, 2010 (Lag) Actuarial Valuation.
- Number of Active Members by Occupational Position and Years of Service as of June 30, 2010 (Lag) Actuarial Valuation.
- Retirants and Beneficiaries Added to and Removed from Rolls.

The following information and schedules in other sections of the CAFR were prepared by the OA:

- Summary of Plan Membership.
- Schedule of Participating Employers.

Board of Trustees
New York City Employees'
Retirement System
November 16, 2012
Page 5

If you have any questions about any of the information in this Actuarial Section or any of the actuarial information presented elsewhere in this CAFR, please do not hesitate to contact Mr. John R. Gibney, Jr., Mr. Edward Hue or me.

Acknowledgement of Qualification

A Statement of Actuarial Opinion ("SAO"), acknowledging the qualification of the Actuary to render the actuarial opinion contained herein, appears at the end of this Actuarial Section.

Respectfully submitted,



Robert C. North, Jr., FSA, MAAA
Chief Actuary

RCN/aip

Att.

cc: Ms. D. D'Alessandro
Mr. J.R. Gibney
Mr. M.A. Goldson
Mr. J.D. Hartman
Mr. E. Hue
Mr. S.H. Rumley

0065L:aip

NEW YORK CITY EMPLOYEES' RETIREMENT SYSTEM

SUMMARY OF ACTUARIAL ASSUMPTIONS AND METHODS IN EFFECT FOR THE JUNE 30, 2010 (LAG) ACTUARIAL VALUATION

- (1) Pursuant to Section 96 of the New York City Charter, studies of the actuarial assumptions used to value liabilities of the five actuarially-funded New York City Retirement Systems (NYCRS) are conducted every two years.

The most recently completed study was published by The Hay Group ("Hay"), dated December 2011, and analyzed experience for Fiscal Years 2006 through 2009. Hay made recommendations with respect to the actuarial assumptions and methods based on their analysis.

The previously completed study was published by The Segal Company ("Segal"), dated November 2006, and analyzed experience for Fiscal Years 2002 through 2005. Segal made recommendations with respect to the actuarial assumptions and methods based on their analysis.

In accordance with the ACNY and with appropriate practice, the Boards of Trustees of the five actuarially-funded NYCRS are to periodically review and adopt actuarial assumptions as proposed by the Actuary for use in the determination of Employer Contributions.

Based, in part, upon a review of the Segal and Hay studies, the Actuary issued a February 10, 2012 Report entitled "Proposed Changes in Actuarial Assumptions and Methods for Determining Employer Contributions for Fiscal Years Beginning on and After July 1, 2011 for the New York City Employees' Retirement System" ("February 2012 Report").

The Board of Trustees of the Plan adopted those changes to actuarial assumptions that required Board approval. The State Legislature and the Governor are expected to enact legislation to provide for those changes to the actuarial assumptions and methods that require legislation, including the Actuarial Interest Rate ("AIR") assumption of 7.0% per annum, net of expenses, the Entry Age Actuarial Cost Method and the amortization of Unfunded Actuarial Accrued Liabilities.

- (2) The investment rate of return assumption is 7.0% per annum, net of expenses (previously, 8.0% per annum, gross of expenses).
- (3) The mortality tables for service and disability pensioners were developed from an experience study of the Plan's pensioners. Sample probabilities by certain occupational groups are shown in Tables 1A and 1B. Mortality tables for beneficiaries were developed from an experience study of the Plan's beneficiaries. Sample probabilities are shown in Table 1C.
- (4) Active Service tables by certain occupational groups are used to estimate various withdrawals from Active Service. Sample probabilities are shown in Table 2A for members withdrawing from Active Service due to Death or Disability who did not elect an improved retirement program and in Table 2B for members who elected an improved retirement program, in Table 3 for members withdrawing from Active Service for Other than Death or Disability or Retirement and in Table 4 for members withdrawing from Active Service for Service Retirement.
- (5) Salary Scales are used to estimate salaries at termination, retirement or death. Sample percentage increases are shown in Table 5 by certain occupational groups. The Salary Scales include a General Wage Increase ("GWI") assumption of 3.0% per annum.

NEW YORK CITY EMPLOYEES' RETIREMENT SYSTEM

SUMMARY OF ACTUARIAL ASSUMPTIONS AND METHODS IN EFFECT FOR THE JUNE 30, 2010 (LAG) ACTUARIAL VALUATION (Cont'd)

- (6) The economic assumptions (i.e., the assumed investment return rate, GWI rate and Cost-of-Living Adjustments ("COLA")) were developed assuming a long-term Consumer Price Inflation ("CPI") assumption of 2.5% per annum. The COLA assumption is 1.5% per annum (previously, 1.3% per annum).
- (7) The valuation assumes a closed group of members. Salaries of members on the valuation date are assumed to increase in accordance with the Salary Scales.
- (8) Beginning with the June 30, 2010 (Lag) actuarial valuation under the 2012 A&M, the Entry Age Actuarial Cost Method ("EAACM") of funding is utilized by the Plan's Actuary to calculate the contribution required of the Employer.

Under this method, the Actuarial Present Value ("APV") of Benefits ("APVB") of each individual included in the actuarial valuation is allocated on a level basis over the earnings (or service) of the individual between entry age and assumed exit age(s). The employer portion of this APV allocated to a valuation year is the Employer Normal Cost. The portion of this APV not provided for at a valuation date by the APV of Future Employer Normal Costs or future member contributions is the Actuarial Accrued Liability ("AAL").

The excess, if any, of the AAL over the Actuarial Asset Value ("AAV") is the Unfunded Actuarial Accrued Liability ("UAAL").

Under this method, actuarial gains (losses), as they occur, reduce (increase) the UAAL and are explicitly identified and amortized.

Increases (decreases) in obligations due to benefit changes, actuarial assumption changes and/or actuarial method changes are also explicitly identified and amortized.

Previously, the Frozen Initial Liability Actuarial Cost Method was utilized by the Plan's Actuary to calculate the employer contributions. Under this Actuarial Cost Method, the Initial Liability was reestablished under the Entry Age Actuarial Cost Method as of June 30, 1999 but with the UAAL not less than \$0.

NEW YORK CITY EMPLOYEES' RETIREMENT SYSTEM**SUMMARY OF ACTUARIAL ASSUMPTIONS AND METHODS
IN EFFECT FOR THE JUNE 30, 2010 (LAG) ACTUARIAL VALUATION
(Cont'd)**

Under this method, the excess of the Actuarial Present Value ("APV") of projected benefits of members as of the valuation date, over the sum of the Actuarial Asset Value ("AAV") plus UAAL, if any, and the APV of future member contributions, is allocated on a level basis over the future earnings of members who are on payroll as of the valuation date. Actuarial gains and losses are reflected in the employer normal contribution rate.

All outstanding components of the UAAL were being amortized over closed periods.

Chapter 85 of the Laws of 2000 ("Chapter 85/00") reestablished the UAAL and eliminated the Balance Sheet Liability ("BSL") for actuarial purposes as of June 30, 1999.

The schedule of payments toward the reestablished UAAL provided that the UAAL, if any, be amortized over a period of 11 years beginning Fiscal Year 2000, where each annual payment after the first annual payment equals 103% of its preceding annual payment. However, the initial UAAL as of June 30, 1999 equaled \$0 and no amortization period was required.

Chapter 69 of the Laws of 2002 established a UAAL as of June 30, 2003 for an Early Retirement Incentive (Part A only). This UAAL was amortized on a level basis over a period of five years beginning Fiscal Year 2004.

NEW YORK CITY EMPLOYEES' RETIREMENT SYSTEM

SUMMARY OF ACTUARIAL ASSUMPTIONS AND METHODS IN EFFECT FOR THE JUNE 30, 2010 (LAG) ACTUARIAL VALUATION (Cont'd)

- (9) One-Year Lag Methodology (“Lag” or “OYLM”) uses a June 30, 2010 valuation date to determine Fiscal Year 2012 Employer Contributions.

This methodology requires technical adjustments to certain components used to determine Fiscal Year 2012 Employer Contributions as follows:

- Present Value of Future Salary (“PVFS”).

The PVFS at June 30, 2010 is reduced by the value of salary projected to be paid during Fiscal Year 2011.

- Salary for Determining Employer Contributions.

Salary used to determine the employer Normal Cost is the salary projected to be paid during Fiscal Year 2012 to members on payroll at June 30, 2010.

- UAAL Payments.

For determining the UAAL payments for Fiscal Year 2012, and to be consistent with OYLM, the UAAL as of June 30, 2010 is adjusted by the discounted value of employer contributions paid during Fiscal Year 2011.

- (10) Beginning with the June 30, 2004 (Lag) actuarial valuation, the Actuarial Asset Valuation Method (“AAVM”) was changed to a method which reset the AAV to Market Value (i.e., “Market Value Restart”) as of June 30, 1999. As of each June 30 thereafter the AAVM recognizes investment returns greater or less than expected over a period of six years.

Under this revised AAVM, any Unexpected Investment Returns (“UIR”) for Fiscal Years 2000 and later are phased into the AAV beginning the following June 30 at a rate of 15%, 15%, 15%, 15%, 20% and 20% per year (or cumulative rates of 15%, 30%, 45%, 60%, 80% and 100% over a period of six years).

These revised averaging factors were applied against the UIR computed under the prior five-year AAVM used for Fiscal Years 2000 to 2004.

The revised AAVM was utilized for the first time in the June 30, 2004 (Lag) actuarial valuation to determine the Fiscal Year 2006 Employer Contribution in conjunction with the One-Year Lag Methodology and the revised economic and noneconomic assumptions.

AAVM in effect for the June 30, 2009 (Lag) actuarial valuation was unchanged from the AAVM used in the June 30, 2008 (Lag) actuarial valuation.

NEW YORK CITY EMPLOYEES' RETIREMENT SYSTEM

SUMMARY OF ACTUARIAL ASSUMPTIONS AND METHODS IN EFFECT FOR THE JUNE 30, 2010 (LAG) ACTUARIAL VALUATION (Cont'd)

The concept in use for the AAVM for actuarial valuations on and after June 30, 2012 is the same as that in use for the June 30, 2009 (Lag) actuarial valuation.

In accordance with this AAVM, actual Unexpected Investment Returns ("UIR") for Fiscal Years 2012, 2013, etc. are phased into the Actuarial Asset Value ("AAV") beginning June 30, 2012, 2013, etc. at rates of 15%, 15%, 15%, 15%, 20% and 20% per year (i.e., cumulative rates of 15%, 30%, 45%, 60%, 80% and 100% over a period of six years).

The Actuary reset the Actuarial Asset Value to the Market Value of Assets ("MVA") as of June 30, 2011 (i.e., "Market Value Restart").

For the June 30, 2010 (Lag) actuarial valuation, the AAV is defined to recognize Fiscal Year 2011 investment performance. The June 30, 2010 AAV is derived as equal to the June 30, 2011 MVA, discounted by the AIR assumption (adjusted for cash flow) to June 30, 2010.

- (11) The obligations of the New York City Employees' Retirement System ("NYCERS") to the Housing Police Officers' Variable Supplements Fund ("HPOVSF"), Housing Police Superior Officers' Variable Supplements Fund ("HPSOVSF"), Transit Police Officers' Variable Supplements Fund ("TPOVSF"), Transit Police Superior Officers' Variable Supplements Fund ("TPSOVSF") and Correction Officers' Variable Supplements Fund ("COVSF") (referred to collectively as "NYCERS VSFs") are recognized through the Liability Valuation Method.

Under this method, the APV of Future SKIM from NYCERS to the NYCERS VSFs is included directly as an actuarial liability of NYCERS. SKIM is either a portion of the excess earnings on equity securities of NYCERS that are transferable to an individual NYCERS VSF or the amount in excess of existing assets needed in any given Fiscal Year by an individual NYCERS VSF to pay expected and/or guaranteed benefits. The APV of Future SKIM is computed as the excess, if any, of the APV of expected benefits of each individual NYCERS VSF over the AAV of that individual NYCERS VSF. Under the EAACM, a portion of the APV of Future SKIM is reflected in the APV of Future Normal Costs and a portion is reflected in the AAL/UAAL.

- (12) The Actuarial Present Value of Future Benefits ("APVB") as of June 30, 2010, used to determine the Fiscal Year 2012 Employer Contributions, includes estimates of liabilities for:
- World Trade Center Post-Retirement Reclassifications.

NEW YORK CITY EMPLOYEES' RETIREMENT SYSTEM**SUMMARY OF ACTUARIAL ASSUMPTIONS AND METHODS
IN EFFECT FOR THE JUNE 30, 2010 (LAG) ACTUARIAL VALUATION
(Cont'd)**

- (13) As discussed herein, the Actuarial Assumptions and Methods generally differ from the June 30, 2009 (Lag) actuarial valuation.
- (14) The salary data was adjusted to reflect overtime earnings. Sample Baseline Overtime percentage increases are shown in Table 6 for certain occupational groups.
- (15) A Dual Overtime assumption (i.e., a Baseline Overtime assumption for most years and a separate overtime assumption for the years included in the calculation of Final Salary or Final Average Salary) was introduced as of June 30, 1995. Sample Dual Overtime percentages are shown in Table 7 for certain occupational groups.
- (16) For the June 30, 2010 actuarial valuation, the New York City Off-Track Betting Corporation ("OTB") was valued on a going-concern basis.
- (17) As discussed herein, the actuarial assumptions and methods generally differ from those used in the June 30, 2009 (Lag) actuarial valuation.

NEW YORK CITY EMPLOYEES' RETIREMENT SYSTEM

SUMMARY OF ACTUARIAL ASSUMPTIONS AND METHODS
IN EFFECT FOR THE JUNE 30, 2010 (LAG) ACTUARIAL VALUATION
(Cont'd)**TABLE 1A****Deaths among Service Pensioners****Percentage of Pensioners Dying within Next Year**

<u>Age</u>	<u>All Except Housing Police and Transit Police</u>		<u>Housing Police and Transit Police ("HP and TP")</u>	
	<u>Males</u>	<u>Females</u>	<u>Males</u>	<u>Females</u>
40	0.1021%	0.0591%	0.0924%	0.0493%
45	0.2684	0.1014	0.1344	0.0845
50	0.3401	0.1846	0.1614	0.1468
55	0.5880	0.3893	0.3691	0.2484
60	0.8400	0.7716	0.5939	0.4636
65	1.3072	1.1533	0.9973	0.7467
70	1.8086	1.5676	1.6666	1.1921
75	2.7100	2.2479	2.8155	2.0462
80	5.3016	3.7819	5.0522	3.4074
85	8.4627	6.3549	8.7037	6.1261
90	15.2335	11.5224	15.2121	10.5553
95	24.6664	19.5152	24.5417	18.5820
100	33.6045	23.1881	33.6045	23.1601
105	39.7886	29.3116	39.7886	29.3116
110	100.0000	100.0000	100.0000	100.0000

NEW YORK CITY EMPLOYEES' RETIREMENT SYSTEM

SUMMARY OF ACTUARIAL ASSUMPTIONS AND METHODS
IN EFFECT FOR THE JUNE 30, 2010 (LAG) ACTUARIAL VALUATION
(Cont'd)**TABLE 1B****Deaths among Disability Pensioners****Percentage of Pensioners Dying within Next Year**

<u>Age</u>	<u>All Except HP and TP, Sanitation and Correction Officers</u>		<u>HP and TP</u>		<u>Sanitation and Correction Officers</u>	
	<u>Males</u>	<u>Females</u>	<u>Males</u>	<u>Females</u>	<u>Males</u>	<u>Females</u>
40	1.2660%	1.1957%	0.1497%	0.0595%	0.7950%	0.7716%
45	1.3564	1.3023	0.2089	0.1101	0.8380	0.8116
50	1.5099	1.3950	0.3124	0.1945	0.8860	0.8566
55	2.0328	1.6493	0.4636	0.3832	0.9416	0.9066
60	2.4149	2.2177	0.7467	0.5537	1.2880	1.0874
65	3.1345	2.6895	1.1921	0.9165	1.8230	1.4862
70	3.3513	3.2886	2.0462	1.5179	2.4670	2.1116
75	4.5617	3.7259	3.4074	2.5123	3.8014	2.8985
80	7.3624	5.4514	6.1261	4.4692	6.4798	4.6441
85	11.5925	8.9850	10.5553	7.8883	10.3434	8.1070
90	15.4847	14.7364	18.8609	13.5234	16.7569	12.7642
95	25.7308	22.0721	28.1805	20.1960	26.9134	21.0630
100	33.6045	24.5034	37.1685	23.4195	33.6045	24.5034
105	39.7886	29.3116	40.0000	29.3116	39.7886	29.3116
110	100.0000	100.0000	100.0000	100.0000	100.0000	100.0000

NEW YORK CITY EMPLOYEES' RETIREMENT SYSTEM

SUMMARY OF ACTUARIAL ASSUMPTIONS AND METHODS
IN EFFECT FOR THE JUNE 30, 2010 (LAG) ACTUARIAL VALUATION
(Cont'd)**TABLE 1C****Deaths among Beneficiaries****Percentage of Beneficiaries Dying within Next Year**

<u>Age</u>	<u>Males</u>	<u>Females</u>
40	0.1021%	0.0591
45	0.2684	0.1014
50	0.3401	0.1846
55	0.5880	0.3893
60	0.8400	0.7716
65	1.3072	1.1533
70	1.8086	1.5676
75	2.7100	2.2479
80	5.3016	3.7819
85	8.4627	6.3549
90	15.2335	11.5224
95	24.6664	19.5152
100	33.6045	23.1881
105	39.7886	29.3116
110	100.0000	100.0000

NEW YORK CITY EMPLOYEES' RETIREMENT SYSTEM

SUMMARY OF ACTUARIAL ASSUMPTIONS AND METHODS
IN EFFECT FOR THE JUNE 30, 2010 (LAG) ACTUARIAL VALUATION
(Cont'd)**TABLE 2A****Withdrawals from Active Service (Due to Death or Disability)**
Members Who Do Not Elect An Improved Retirement Program

Percentage of Eligible Active Members Separating within Next Year

<u>Age</u>	<u>Accidental Disability Retirement</u>		<u>Ordinary Disability Retirement</u>		<u>Accidental Death</u>	<u>Ordinary Death</u>	
	<u>Males</u>	<u>Females</u>	<u>Males</u>	<u>Females</u>	<u>All</u>	<u>Males</u>	<u>Females</u>
General*							
20	0.04%	0.02%	0.20%	0.20%	0.00%	0.040%	0.030%
25	0.04	0.02	0.20	0.20	0.00	0.040	0.030
30	0.04	0.02	0.20	0.20	0.00	0.060	0.040
35	0.04	0.02	0.30	0.20	0.00	0.080	0.050
40	0.04	0.02	0.40	0.25	0.00	0.100	0.060
45	0.04	0.02	0.50	0.30	0.00	0.150	0.100
50	0.04	0.02	0.60	0.50	0.00	0.200	0.150
55	0.04	0.02	0.70	0.70	0.00	0.300	0.200
60	0.04	0.02	0.70	0.70	0.00	0.400	0.250
65	0.04	0.02	0.70	0.70	0.00	0.500	0.300
70	NA	NA	NA	NA	NA	NA	NA
Transit Operating*							
20	0.02%	0.02%	0.10%	0.10%	.01%	0.040%	0.030%
25	0.02	0.02	0.10	0.10	.01	0.040	0.030
30	0.02	0.02	0.10	0.10	.01	0.060	0.040
35	0.02	0.02	0.20	0.20	.01	0.080	0.050
40	0.02	0.02	0.30	0.30	.01	0.100	0.060
45	0.02	0.02	0.40	0.40	.01	0.150	0.100
50	0.02	0.02	0.50	0.50	.01	0.200	0.150
55	0.02	0.02	0.60	0.60	.01	0.300	0.200
60	0.02	0.02	0.60	0.60	.01	0.400	0.250
65	0.02	0.02	0.60	0.60	.01	0.500	0.300
70	NA	NA	NA	NA	NA	NA	NA
MTA Bridges and Tunnels*							
20	0.04%	0.04%	0.40%	0.40%	.01%	0.050%	0.030%
25	0.04	0.04	0.40	0.40	.01	0.040	0.024
30	0.04	0.04	0.40	0.40	.01	0.050	0.030
35	0.04	0.04	0.40	0.40	.01	0.050	0.030
40	0.04	0.04	0.40	0.40	.01	0.100	0.060
45	0.04	0.04	0.40	0.40	.01	0.150	0.090
50	0.04	0.04	0.40	0.40	.01	0.200	0.120
55	0.04	0.04	0.40	0.40	.01	0.250	0.160
60	0.04	0.04	0.40	0.40	.01	0.300	0.200
65	0.04	0.04	0.40	0.40	.01	0.400	0.250
70	NA	NA	NA	NA	NA	NA	NA

* Assumed to retire immediately at age 70. See Tabulations of Membership and Beneficiaries for definition of "General."

NEW YORK CITY EMPLOYEES' RETIREMENT SYSTEM

SUMMARY OF ACTUARIAL ASSUMPTIONS AND METHODS
IN EFFECT FOR THE JUNE 30, 2010 (LAG) ACTUARIAL VALUATION
(Cont'd)**TABLE 2A**

(Cont'd)

Withdrawals from Active Service (Due to Death or Disability)
Members Who Do Not Elect An Improved Retirement Program

Percentage of Eligible Active Members Separating within Next Year

<u>Age</u>	<u>Accidental Disability Retirement</u>		<u>Ordinary Disability Retirement</u>		<u>Accidental Death</u>	<u>Ordinary Death</u>	
	<u>Males</u>	<u>Females</u>	<u>Males</u>	<u>Females</u>	<u>All</u>	<u>Males</u>	<u>Females</u>
Sanitation							
20	0.10%	0.10%	0.10%	0.10%	0.01%	0.050%	0.030%
25	0.10	0.10	0.10	0.10	0.01	0.040	0.024
30	0.15	0.15	0.20	0.20	0.01	0.050	0.030
35	0.20	0.20	0.30	0.30	0.01	0.050	0.030
40	0.25	0.25	0.40	0.40	0.01	0.100	0.060
45	0.30	0.30	0.50	0.50	0.01	0.150	0.090
50	0.50	0.50	0.60	0.60	0.01	0.200	0.120
55	0.80	0.80	0.70	0.70	0.01	0.250	0.160
60	1.20	1.20	0.80	0.80	0.01	0.300	0.200
65	1.70	1.70	0.90	0.90	0.01	0.400	0.250
70	NA	NA	NA	NA	NA	NA	NA
Correction Officers							
20	0.20%	0.20%	0.10%	0.10%	0.01%	0.050%	0.030%
25	0.25	0.25	0.10	0.10	0.01	0.040	0.040
30	0.30	0.30	0.10	0.10	0.01	0.050	0.030
35	0.35	0.35	0.20	0.20	0.01	0.050	0.030
40	0.40	0.40	0.30	0.30	0.01	0.100	0.060
45	0.45	0.45	0.40	0.40	0.01	0.150	0.090
50	0.50	0.50	0.50	0.50	0.01	0.200	0.120
55	0.60	0.60	0.60	0.60	0.01	0.250	0.160
60	0.70	0.70	0.70	0.70	0.01	0.300	0.200
63	NA	NA	NA	NA	NA	NA	NA

NEW YORK CITY EMPLOYEES' RETIREMENT SYSTEM

SUMMARY OF ACTUARIAL ASSUMPTIONS AND METHODS
IN EFFECT FOR THE JUNE 30, 2010 (LAG) ACTUARIAL VALUATION
(Cont'd)**TABLE 2B****Withdrawals from Active Service (Due to Death or Disability)**
Members Who Elected An Improved Retirement Program

Percentage of Eligible Active Members Separating within Next Year

<u>Age</u>	<u>Accidental Disability Retirement</u>		<u>Ordinary Disability Retirement</u>		<u>Accidental Death</u>	<u>Ordinary Death</u>	
	<u>Males</u>	<u>Females</u>	<u>Males</u>	<u>Females</u>	<u>All</u>	<u>Males</u>	<u>Females</u>
General*							
20	0.04%	0.02%	0.20%	0.20%	0.00%	0.040%	0.030%
25	0.04	0.02	0.20	0.20	0.00	0.040	0.030
30	0.04	0.02	0.20	0.20	0.00	0.060	0.040
35	0.04	0.02	0.30	0.20	0.00	0.080	0.050
40	0.04	0.02	0.40	0.25	0.00	0.100	0.060
45	0.04	0.02	0.50	0.30	0.00	0.150	0.100
50	0.04	0.02	0.60	0.50	0.00	0.200	0.150
55	0.04	0.02	0.70	0.70	0.00	0.300	0.200
60	0.04	0.02	0.70	0.70	0.00	0.400	0.250
65	0.04	0.02	0.70	0.70	0.00	0.500	0.300
70	NA	NA	NA	NA	NA	NA	NA
Transit Operating*							
20	0.02%	0.02%	0.10%	0.10%	.01%	0.040%	0.030%
25	0.02	0.02	0.10	0.10	.01	0.040	0.030
30	0.02	0.02	0.10	0.10	.01	0.060	0.040
35	0.02	0.02	0.20	0.20	.01	0.080	0.050
40	0.02	0.02	0.30	0.30	.01	0.100	0.060
45	0.02	0.02	0.40	0.40	.01	0.150	0.100
50	0.02	0.02	0.50	0.50	.01	0.200	0.150
55	0.02	0.02	0.60	0.60	.01	0.300	0.200
60	0.02	0.02	0.60	0.60	.01	0.400	0.250
65	0.02	0.02	0.60	0.60	.01	0.500	0.300
70	NA	NA	NA	NA	NA	NA	NA
MTA Bridges and Tunnels*							
20	0.04%	0.04%	0.40%	0.40%	.01%	0.050%	0.030%
25	0.04	0.04	0.40	0.40	.01	0.040	0.024
30	0.04	0.04	0.40	0.40	.01	0.050	0.030
35	0.04	0.04	0.40	0.40	.01	0.050	0.030
40	0.04	0.04	0.40	0.40	.01	0.100	0.060
45	0.04	0.04	0.40	0.40	.01	0.150	0.090
50	0.04	0.04	0.40	0.40	.01	0.200	0.120
55	0.04	0.04	0.40	0.40	.01	0.250	0.160
60	0.04	0.04	0.40	0.40	.01	0.300	0.200
65	0.04	0.04	0.40	0.40	.01	0.400	0.250
70	NA	NA	NA	NA	NA	NA	NA

* Assumed to retire immediately at age 70. See Tabulations of Membership and Beneficiaries for definition of "General."

NEW YORK CITY EMPLOYEES' RETIREMENT SYSTEM

SUMMARY OF ACTUARIAL ASSUMPTIONS AND METHODS
IN EFFECT FOR THE JUNE 30, 2010 (LAG) ACTUARIAL VALUATION
(Cont'd)**TABLE 2B**

(Cont'd)

Withdrawals from Active Service (Due to Death or Disability)
Members Who Elected An Improved Retirement Program

Percentage of Eligible Active Members Separating within Next Year

<u>Age</u>	<u>Accidental Disability Retirement</u>		<u>Ordinary Disability Retirement</u>		<u>Accidental Death</u>	<u>Ordinary Death</u>	
	<u>Males</u>	<u>Females</u>	<u>Males</u>	<u>Females</u>	<u>All</u>	<u>Males</u>	<u>Females</u>
Sanitation							
20	0.10%	0.10%	0.10%	0.10%	0.01%	0.050%	0.030%
25	0.10	0.10	0.10	0.10	0.01	0.040	0.024
30	0.15	0.15	0.20	0.20	0.01	0.050	0.030
35	0.20	0.20	0.30	0.30	0.01	0.050	0.030
40	0.25	0.25	0.40	0.40	0.01	0.100	0.060
45	0.30	0.30	0.50	0.50	0.01	0.150	0.090
50	0.50	0.50	0.60	0.60	0.01	0.200	0.120
55	0.80	0.80	0.70	0.70	0.01	0.250	0.160
60	1.20	1.20	0.80	0.80	0.01	0.300	0.200
65	1.70	1.70	0.90	0.90	0.01	0.400	0.250
70	NA	NA	NA	NA	NA	NA	NA
Correction Officers							
20	0.20%	0.20%	0.10%	0.10%	0.01%	0.050%	0.030%
25	0.25	0.25	0.10	0.10	0.01	0.040	0.024
30	0.30	0.30	0.10	0.10	0.01	0.050	0.030
35	0.35	0.35	0.20	0.20	0.01	0.050	0.030
40	0.40	0.40	0.30	0.30	0.01	0.100	0.060
45	0.45	0.45	0.40	0.40	0.01	0.150	0.090
50	0.50	0.50	0.50	0.50	0.01	0.200	0.120
55	0.60	0.60	0.60	0.60	0.01	0.250	0.160
60	0.70	0.70	0.70	0.70	0.01	0.300	0.200
63	NA	NA	NA	NA	NA	NA	NA

NEW YORK CITY EMPLOYEES' RETIREMENT SYSTEM

SUMMARY OF ACTUARIAL ASSUMPTIONS AND METHODS
IN EFFECT FOR THE JUNE 30, 2010 (LAG) ACTUARIAL VALUATION
(Cont'd)**TABLE 3****Withdrawals for Other Than Death or Disability or Retirement****Percentage of Active Members Withdrawing within Next Year**

General Employees	
<u>Years of Service</u>	<u>Probability of Withdrawal</u>
0	6.00%
5	3.00
10	2.00
15	1.50
20	1.00
25	1.00
30	1.00
35	1.00
40	1.00
45	1.00
Transit Employees	
<u>Years of Service</u>	<u>Probability of Withdrawal</u>
0	8.00%
5	1.00
10	1.00
15	0.50
20	0.50
25	0.50
30	0.50
35	0.50
MTABT Employees	
<u>Years of Service</u>	<u>Probability of Withdrawal</u>
0	4.00%
5	1.00
10	1.00
15	1.00
20	1.00
25	1.00
30	1.00
35	1.00

NEW YORK CITY EMPLOYEES' RETIREMENT SYSTEM

SUMMARY OF ACTUARIAL ASSUMPTIONS AND METHODS
IN EFFECT FOR THE JUNE 30, 2010 (LAG) ACTUARIAL VALUATION
(Cont'd)**TABLE 3**

(Cont'd)

Withdrawals for Other Than Death or Disability or Retirement**Percentage of Active Members Withdrawing within Next Year**

Sanitation Employees	
<u>Years of Service</u>	<u>Probability of Withdrawal</u>
0	4.00%
5	1.00
10	0.50
15	0.50
20	0.50
25	0.50
30	0.50
35	0.50
Corrections Employees	
<u>Years of Service</u>	<u>Probability of Withdrawal</u>
0	5.00%
5	1.00
10	0.50
15	0.50
20	0.50
25	0.50
30	0.50
35	0.50

NEW YORK CITY EMPLOYEES' RETIREMENT SYSTEM

SUMMARY OF ACTUARIAL ASSUMPTIONS AND METHODS
IN EFFECT FOR THE JUNE 30, 2010 (LAG) ACTUARIAL VALUATION
(Cont'd)**TABLE 4****Withdrawals from Active Service (For Service Retirement)****Percentage of Eligible Active Members Retiring****With Unreduced Service Retirement Benefits**

Age	With Reduced Benefits⁽²⁾	<u>Members Not Electing ORP⁽¹⁾</u>			<u>Members Electing ORP⁽¹⁾</u>		
		<u>Years of Service Since First Elig.</u>			<u>Years of Service Since First Elig.</u>		
		<u>0-1</u>	<u>1-2</u>	<u>2+</u>	<u>0-1</u>	<u>1-2</u>	<u>2+</u>
General⁽³⁾							
50	0.00%	20.00%	15.00%	10.00%	40.00%	20.00%	15.00%
55	2.00	20.00	15.00	10.00	40.00	20.00	15.00
60	4.00	20.00	15.00	10.00	40.00	20.00	15.00
65	0.00	30.00	25.00	20.00	60.00	25.00	25.00
70	NA	100.00	100.00	100.00	100.00	100.00	100.00
Transit Operating⁽³⁾							
50	0.00%	25.00%	15.00%	15.00%	25.00%	15.00%	15.00%
55	2.00	25.00	15.00	15.00	25.00	15.00	15.00
60	4.00	30.00	15.00	15.00	30.00	15.00	15.00
65	0.00	50.00	40.00	40.00	50.00	40.00	40.00
70	NA	100.00	100.00	100.00	100.00	100.00	100.00
MTA Bridges and Tunnels⁽³⁾							
50	0.00%	30.00%	00.00%	00.00%	60.00%	00.00%	00.00%
55	2.00	30.00	20.00	20.00	60.00	30.00	30.00
60	4.00	30.00	20.00	20.00	60.00	30.00	30.00
65	0.00	40.00	40.00	40.00	60.00	40.00	40.00
70	NA	100.00	100.00	100.00	100.00	100.00	100.00

⁽¹⁾ Optional Retirement Programs ("ORP") such as under Chapter 96 of the Laws of 1995.⁽²⁾ Applicable only for certain Tier II and Tier IV members prior to eligibility for unreduced Service Retirement benefits.⁽³⁾ Assumed to retire immediately at age 70.

NEW YORK CITY EMPLOYEES' RETIREMENT SYSTEM

SUMMARY OF ACTUARIAL ASSUMPTIONS AND METHODS
IN EFFECT FOR THE JUNE 30, 2010 (LAG) ACTUARIAL VALUATION
(Cont'd)**TABLE 4**

(Cont'd)

Withdrawals from Active Service (For Service Retirement)**Percentage of Eligible Active Members Retiring****With Unreduced Service Retirement Benefits**

Age	With Reduced Benefits⁽²⁾	<u>Members Not Electing ORP⁽¹⁾</u>			<u>Members Electing ORP⁽¹⁾</u>		
		<u>Years of Service Since First Elig.</u>			<u>Years of Service Since First Elig.</u>		
		<u>0-1</u>	<u>1-2</u>	<u>2+</u>	<u>0-1</u>	<u>1-2</u>	<u>2+</u>
Sanitation⁽³⁾							
40	0.00%	40.00%	20.00%	20.00%	40.00%	20.00%	15.00%
45	0.00	40.00	20.00	20.00	40.00	20.00	15.00
50	0.00	40.00	20.00	20.00	50.00	20.00	15.00
55	2.00	40.00	20.00	20.00	60.00	20.00	15.00
60	4.00	40.00	20.00	20.00	60.00	20.00	20.00
65	0.00	60.00	40.00	40.00	60.00	40.00	30.00
70	NA	100.00	100.00	100.00	100.00	100.00	100.00
Correction Officers⁽³⁾							
40	0.00%	60.00%	20.00%	20.00%	70.00%	20.00%	20.00%
45	0.00	60.00	20.00	20.00	70.00	20.00	20.00
50	0.00	60.00	20.00	20.00	70.00	20.00	20.00
55	2.00	60.00	20.00	20.00	70.00	20.00	20.00
60	4.00	60.00	20.00	20.00	70.00	20.00	20.00
63	NA	100.00	100.00	100.00	100.00	100.00	100.00

⁽¹⁾ Optional Retirement Programs ("ORP") under Chapter 547 of the Laws of 1992, Chapter 936 of the Laws of 1990 and Chapter 631 of the Laws of 1993 for Sanitation and Corrections (Officers and Captains), respectively.

⁽²⁾ Applicable only for certain Tier II and Tier IV members prior to eligibility for unreduced Service Retirement benefits.

⁽³⁾ Sanitation assumed to retire immediately at age 70 and Correction Officers at age 63.

NEW YORK CITY EMPLOYEES' RETIREMENT SYSTEM

SUMMARY OF ACTUARIAL ASSUMPTIONS AND METHODS
IN EFFECT FOR THE JUNE 30, 2010 (LAG) ACTUARIAL VALUATION
(Cont'd)**TABLE 5****Salary Scales****Assumed Annual Percentage Increases in Coming Year***

<u>Years of Service</u>	<u>General</u>	<u>Transit Operating</u>	<u>Sanitation</u>	<u>Correction Officers</u>	<u>MTA Bridges And Tunnels</u>
0	9.00%	19.00%	7.00%	14.00%	11.00%
5	5.00	4.00	25.00	4.20	6.00
10	4.50	3.50	5.00	5.00	3.50
15	4.50	3.50	4.50	4.50	3.50
20	4.25	3.50	4.00	4.00	3.50
25	4.00	3.50	3.50	3.50	3.50
30	4.00	3.50	3.50	3.50	3.50
35	4.00	3.50	3.50	3.50	3.50
40	4.00	3.50	3.50	3.50	3.50
45	4.00	3.50	3.50	3.50	3.50

* Salary Scales include a General Wage Increase assumption of 3.0% per annum.

NEW YORK CITY EMPLOYEES' RETIREMENT SYSTEM

SUMMARY OF ACTUARIAL ASSUMPTIONS AND METHODS
IN EFFECT FOR THE JUNE 30, 2010 (LAG) ACTUARIAL VALUATION
(Cont'd)**TABLE 6****Baseline Overtime**

<u>Years of Service</u>	<u>General</u>	<u>Transit Operating</u>	<u>Sanitation</u>	<u>Correction Officers</u>	<u>MTA Bridges And Tunnels</u>
0	4.00%	8.00%	12.00%	10.00%	20.00%
5	4.00	8.00	12.00	10.00	20.00
10	4.00	8.00	12.00	10.00	20.00
15	4.00	8.00	12.00	10.00	20.00
20	4.00	8.00	12.00	15.00	20.00
25	4.00	8.00	12.00	15.00	20.00
30	4.00	8.00	12.00	15.00	20.00
35	4.00	8.00	12.00	15.00	20.00
40	4.00	8.00	12.00	15.00	20.00
45	4.00	8.00	12.00	15.00	20.00

NEW YORK CITY EMPLOYEES' RETIREMENT SYSTEM

SUMMARY OF ACTUARIAL ASSUMPTIONS AND METHODS
IN EFFECT FOR THE JUNE 30, 2010 (LAG) ACTUARIAL VALUATION
(Cont'd)**TABLE 7****Dual Overtime**

<u>Years of Service</u>	<u>General</u>	<u>Transit Operating</u>		
	<u>All Tiers</u>	<u>Tier I Service</u>	<u>Tier II/III/IV Service</u>	<u>All Tiers Disability</u>
0	4.00%	12.00%	10.00%	6.00%
5	4.00	12.00	10.00	6.00
10	4.00	12.00	10.00	6.00
15	4.00	12.00	10.00	6.00
20	4.00	12.00	10.00	6.00
25	4.00	12.00	10.00	6.00
30	4.00	12.00	10.00	6.00
35	4.00	12.00	10.00	6.00
40	4.00	12.00	10.00	6.00
45	4.00	12.00	10.00	6.00

NEW YORK CITY EMPLOYEES' RETIREMENT SYSTEM

SUMMARY OF ACTUARIAL ASSUMPTIONS AND METHODS
IN EFFECT FOR THE JUNE 30, 2010 (LAG) ACTUARIAL VALUATION
(Cont'd)**TABLE 7****Dual Overtime**
(Cont'd)**MTA Bridges and Tunnels**

<u>Years of Service</u>	<u>All Tiers Service FAS 1</u>	<u>All Tiers Service FAS 3</u>	<u>All Tiers Disability FAS 1</u>	<u>All Tiers Disability FAS 3</u>
0	30.00%	24.00%	15.00%	18.00%
5	30.00	24.00	15.00	18.00
10	30.00	24.00	15.00	18.00
15	30.00	24.00	15.00	18.00
20	30.00	24.00	15.00	18.00
25	30.00	24.00	15.00	18.00
30	30.00	24.00	15.00	18.00
35	30.00	24.00	15.00	18.00
40	30.00	24.00	15.00	18.00
45	30.00	24.00	15.00	18.00

NEW YORK CITY EMPLOYEES' RETIREMENT SYSTEM

SUMMARY OF ACTUARIAL ASSUMPTIONS AND METHODS
IN EFFECT FOR THE JUNE 30, 2010 (LAG) ACTUARIAL VALUATION
(Cont'd)**TABLE 7****Dual Overtime
(Cont'd)**

<u>Years of Service</u>	Sanitation		Correction Officers		
	<u>All Tiers Service</u>	<u>All Tiers Disability</u>	<u>All Tiers Service</u>	<u>Tier I Disability</u>	<u>Tier II/III Disability</u>
0	16.00%	8.00%	10.00%	5.00%	8.00%
5	16.00	8.00	10.00	5.00	8.00
10	16.00	8.00	10.00	5.00	8.00
15	16.00	8.00	10.00	5.00	8.00
20	16.00	8.00	15.00	10.00	13.00
25	16.00	8.00	15.00	10.00	13.00
30	16.00	8.00	15.00	10.00	13.00
35	16.00	8.00	15.00	10.00	13.00
40	16.00	8.00	15.00	10.00	13.00
45	16.00	8.00	15.00	10.00	13.00

NEW YORK CITY EMPLOYEES' RETIREMENT SYSTEM**CONTRIBUTIONS**

The benefits of the System are financed by member and employer contributions and from investment earnings of the Fund.

A. Member Contributions

A member of Article 15 (Coordinated Retirement Plan) is mandated to contribute 3% of salary during all years of coverage. Effective October 1, 2000, these members, except for certain Transit Authority employees, are not required to make contributions after the 10th anniversary of their membership date or completion of ten years of credited service, whichever is earlier. A member of Article 14 (currently only Correction Officers) is mandated to contribute 3% of salary for not more than thirty years. Effective October 1, 2000, these members are not required to make contributions after the 10th anniversary of their membership date or completion of ten years of credited service, whichever is earlier. This is in addition to the Social Security contribution. Should a member die, resign or be otherwise terminated from city-service prior to completing five years of credited service, all of the members' contributions, with 5% interest, will be refunded for Article 14 members and Article 15 members upon request, or may be left on deposit for a maximum period of 5 years earning interest, so that the member retains membership.

All other members contribute by salary deductions on the basis of a rate of contribution which is assigned by the System at the time they elect their plan. This rate, which is dependent upon the member's age and plan as well as the tables in effect for such purpose, is determined so as to provide an annuity of approximately one-fourth of the service retirement allowance at the earliest age for service retirement in those contributory plans for which a fixed number of years of service is required for service retirement, except that in the case of the career pension plan, the rates of members' contributions are determined so as to provide an annuity of approximately one-fourth of the benefit on account of the first 25 years of service. In plans which permit retirement for service at age 55 regardless of the number of years of service earned, the rate of contribution is calculated so as to provide an annuity equal to 1% of final compensation for each year of service at the earliest age for service retirement. Beginning July 1, 1970, no contributions are required from members who elected the Transit 20-Year Plan.

Member contributions are accumulated with interest in individually maintained accounts. Except under Articles 14 and 15, upon retirement the amount so credited (i.e., accumulated deductions) is used to purchase an annuity on the basis of the tables adopted by the Board of Trustees ("Board"). Upon death, the accumulated deductions are paid to the beneficiary and on termination of employment other than by death or retirement, the accumulated deductions are returned to the member.

NEW YORK CITY EMPLOYEES' RETIREMENT SYSTEM**CONTRIBUTIONS**
(Cont'd)

Beginning July 1960, on a year-to-year basis, the members' contribution rates of certain categories of members were reduced by an Increased-Take-Home-Pay ("ITHP") rate equal to either two, two and one half, four or five percent of salary. At present, the reduction is two and one-half percent of salary for Sanitation and Correction members and two percent of salary for all others except for (1) members in transit operating positions who, beginning July 1, 1970, were not required to contribute to the System, and (2) members in the Coordinated-Escalator and Coordinated Retirement Plans. In general, the retirement and death benefits payable to, or on account of members, are supplemented by the reserve for ITHP, accumulated from City contributions equal to the ITHP rate times salary, so that the total benefit is equal to the benefit which would have been paid if the members' rate of contribution had not been reduced. However, the reserve for ITHP is not payable upon the death of a member who joins after June 30, 1973.

In addition to the member contributions described previously, there are certain Additional Member Contributions ranging from 1.85% to 7.46% required for improved early retirement benefits.

B. Employer Contributions

The Entry Age Actuarial Cost Method of funding is utilized by the Plan's Actuary to calculate the contributions required of the employers.

Employer contributions are accrued by the Plan and are funded by the employers on a current basis.

NEW YORK CITY EMPLOYEES' RETIREMENT SYSTEM

TABULATIONS OF MEMBERSHIP AND BENEFICIARIES

The Board maintains complete records of every member of the retirement system. Some of the information is obtained from payrolls which show each member's salary and contributions, status, title, leave of absence and cessation of service. Records are maintained in numerical order according to the register number of each member. Valuation records were prepared from these records and each year they are updated to reflect terminations, additions and changes in status and salary.

For recent actuarial valuations, members are separated into six groups, namely: (1) General (for calculation purposes, these are further subdivided into Plan Groups, (2) Transit Operating positions, (3) MTA Bridges and Tunnels members, (4) Sanitation members, (5) members of the Housing and Transit Police Forces, and (6) members of the Correction Force.

NEW YORK CITY EMPLOYEES' RETIREMENT SYSTEM

FUNDED STATUS BASED ON ENTRY AGE ACTUARIAL COST METHOD

(As shown in Financial Statement for the Fiscal Year ended June 30, 2012)

(Dollar Amounts in Thousands)

This Schedule is being provided by the Actuary for the Plan to improve the transparency and decision usefulness of this financial report.

Prior to the June 30, 2010 (Lag) Actuarial Valuation, the Actuarial Cost Method ("ACM") used to develop the funding requirements for the Plan was the Frozen Initial Liability ("FIL") ACM. Under this ACM, following establishment of any Initial Unfunded Actuarial Accrued Liabilities ("UAAL"), actuarial gains and losses are financed over the working lifetimes of active participants and are not identified as separate UAAL.

The funding status and funding progress information provided in this Schedule has been prepared using the Entry Age ACM where the Actuarial Present Value ("APV") of any obligations of the Plan not provided by the APV of Future Contributions (Employer and Employee), as determined under the Entry Age ACM, equals the Actuarial Accrued Liability ("AAL"). Under the Entry Age ACM, the UAAL equals the AAL minus the Actuarial Value of Assets.

<u>Actuarial Valuation Date</u>	<u>Actuarial Value of Assets</u> (a)	<u>Actuarial Accrued Liability (AAL)⁽¹⁾ – Entry Age</u> (b)	<u>Unfunded AAL (UAAL) – Entry Age</u> (b-a)	<u>Funded Ratio</u> (a/b)	<u>Covered Payroll</u> (c)	<u>UAAL as a Percentage of Covered Payroll</u> ((b-a)/c)
June 30, 2010 (Lag) ⁽²⁾	\$40,433,344	\$62,935,267	\$22,501,923	64.2 %	\$12,101,417	185.9 %
June 30, 2009 (Lag)	41,710,159	53,052,658	11,342,499	78.6	11,880,994	95.5
June 30, 2008 (Lag)	40,722,228	51,114,399	10,392,171	79.7	11,305,974	91.9
June 30, 2007 (Lag)	38,925,725	49,253,216	10,327,491	79.0	10,761,963	96.0
June 30, 2006 (Lag)	38,367,102	46,602,030	8,234,928	82.3	10,128,689	81.3
June 30, 2005 (Lag)	39,692,426	44,881,300	5,188,874	88.4	9,670,786	53.7
June 30, 2004 (Lag)	40,638,628	43,010,221	2,371,593	94.5	9,361,186	25.3

Note: This schedule is based on actuarial assumptions used for determining Employer Contributions.

⁽¹⁾ AAL includes the accrued liabilities attributable to the Variable Supplements Funds, net of their Actuarial Asset Values, if any.

⁽²⁾ Reflects revised actuarial assumptions and methods based on experience review.

NEW YORK CITY EMPLOYEES' RETIREMENT SYSTEM

COMPARATIVE SUMMARY OF ACTUARIAL VALUES AND PERCENTAGES COVERED BY ACTUARIAL VALUE OF ASSETS

SOLVENCY TEST
(Dollar amounts in thousands)

As of June 30	<u>Aggregate Accrued Liabilities for</u>				Actuarial Value of Assets (D)	Percentage of Actuarial Values Covered by Actuarial Value of Assets (A) (B) (C)
	Accumulated Member Contributions* (A)	Current Retirees and Beneficiaries (B)	Active Members' Employer Financed Portion (C)			
1999	\$3,438,230	\$16,293,576	\$9,133,979	\$40,936,024	100%	100%
2000	3,839,891	19,113,627	10,270,090	42,393,627	100	100
2001	4,164,570	19,913,567	10,861,052	43,015,355	100	100
2002	4,433,037	20,347,229	11,544,915	43,561,103	100	100
2003	4,598,812	22,208,613	11,053,574	42,055,984	100	100
2004	4,834,934	22,602,440	11,922,201	40,088,213	100	100
2004 (Lag)	4,834,934	22,602,440	12,760,288	40,638,628	100	100
2005 (Lag)	5,140,216	23,194,237	13,611,941	39,692,426	100	83
2006 (Lag)	5,446,376	23,929,616	14,277,635	38,367,102	100	63
2007 (Lag)	5,739,890	25,020,637	15,514,393	38,925,725	100	53
2008 (Lag)	5,984,631	25,700,882	21,020,157	40,722,228	100	43
2009 (Lag)	6,336,353	26,124,122	22,459,541	41,710,159	100	41
2010 (Lag)	6,712,979	31,431,478	21,718,024	40,433,344	100	11

* June 30, 2008 and later amounts provided by NYCERS' Accountant. For all prior years, the amounts are derived from New York State Insurance Department Annual Statements.

Also, see following "SOLVENCY TEST – NOTES."

NEW YORK CITY EMPLOYEES' RETIREMENT SYSTEM**COMPARATIVE SUMMARY OF ACTUARIAL VALUES AND PERCENTAGES
COVERED BY ACTUARIAL VALUE OF ASSETS****SOLVENCY TEST - NOTES**

The ultimate test of financial soundness in a retirement system is its ability to pay all of its promised benefits when due. The retirement system's progress in accumulating assets to pay all promised benefits can be measured by comparing the Actuarial Value of Assets of the retirement system with the Aggregate Accrued Liabilities for:

- (A) Accumulated Member Contributions;
- (B) Current Retirants and Beneficiaries; and
- (C) Employer Financed Portion of Active Members' Benefits.

The Aggregate Accrued Liabilities are the APV of projected benefits prorated on service to date. The Aggregate Accrued Liabilities were calculated in accordance with Governmental Accounting Standards Board Statement No. 5 ("GASB 5").

This comparative summary allocates assets as if they were priority groups, somewhat similar to (but not identical to) the priority categories of Section 4044 of the Employee Retirement Income Security Act of 1974 ("ERISA").

The values in the table are dependent upon census data, benefit levels (which have changed on occasion over the past years), and the actuarial assumptions and methods employed at each valuation date. The two most recent changes in assumptions and methods occurred in the June 30, 2004 (Lag) valuation used to compute the employer contribution for Fiscal Year 2010 and in the June 30, 2010 (Lag) valuation used to compute the employer contribution for Fiscal Year 2012. These underlying bases can be found within the Comprehensive Annual Financial Report for each respective year.

To fully evaluate trends in financial soundness, changes in assumptions need to be evaluated. For the valuation dates appearing in the table, the Actuarial Interest Rate and General Wage Increase assumptions were all equal to 8.0% per annum, gross of expenses and 3.0% per annum, respectively, through the June 30, 2009 (Lag) actuarial valuation. Beginning with the June 30, 2010 (Lag) actuarial valuation, the Actuarial Interest Rate assumption equals 7.0% per annum, net of expenses and the General Wage Increase assumption equals 3.0% per annum.

NEW YORK CITY EMPLOYEES' RETIREMENT SYSTEM**ADDITIONAL DISCUSSION OF PLAN FUNDING AND
OTHER MEASURES OF FUNDED STATUS**On-Going Funding of the Plan

Under the basic equation of pension funding, Contributions plus Investment Earnings equal Benefits plus Expenses.

There are three major sources for financing those Benefits and Expenses paid from the Plan.

First, Member Contributions are established by statute and paid as percentages of member salaries.

Second, Investment Earnings reflect the rates of return achieved on the amounts of assets held in each asset classes in the Trust.

Third, Employer Contributions are determined by actuarial methodology to finance the Benefits payable by the Plan that are not provided by either Member Contributions or Investment Earnings and for the Administrative and Investment Expenses of the Plan.

This actuarial methodology includes demographic and certain tabular assumptions recommended by the Actuary and adopted by the Board of Trustees, and certain economic assumptions and financing methods recommended by the Actuary, supported by the Board of Trustees and, where required, enacted into law by the New York State Legislature and Governor.

Employer Contributions are particularly responsive to Investment Earnings and increase (decrease) on a smoothed basis whenever Investment Earnings are less (more) than expected.

For example, during Fiscal Years 2001 to 2003, the Assets of the Plan decreased because they earned less than expected. Consequently, over the following several years, the actuarial methodology responded by increasing Employer Contributions in order to bring the overall financial status of the Plan back into balance.

The New York City Charter requires an independent actuary to conduct an experience review of the Plan every two years. The Actuary utilizes this information and regularly proposes changes in actuarial assumptions and methods. The two most recent such changes occurred during Fiscal Year 2006 and Fiscal Year 2012.

The most recent changes, approved by the Board of Trustees and implemented during Fiscal Year 2012, include: (1) updated demographic assumptions, (2) updated economic assumptions, (3) employing the Entry Age Actuarial Cost Method, (4) establishing Unfunded Actuarial Accrued Liabilities, their payment periods and payment methods, (5) resetting the Actuarial Asset Value to Market Value (i.e., "Market Value Restart") as of June 30, 2011 and (6) defining the AAV as of June 30, 2010 to recognize Fiscal Year 2011 investment performance.

NEW YORK CITY EMPLOYEES' RETIREMENT SYSTEM**ADDITIONAL DISCUSSION OF PLAN FUNDING AND
OTHER MEASURES OF FUNDED STATUS
(Cont'd)**

The ongoing process of actuarial rebalancing and periodic reviews of actuarial assumptions and methods by the Actuary and the Board of Trustees, coupled with a financially responsible, long-duration employer like the City of New York (the "City") and other participating Employers that can absorb some variability of Employer Contributions, help provide financial security for the Plan and its participants and reasonable intergenerational budget equity for taxpayers.

Other Measures of Funded Status

Measures of Funded Status of the Plan are determined at specific points in time and are usually expressed in various relationships of Assets to Obligations. Assets as percentages of Obligations are referred to as Funded Ratios.

Comparisons of Funded Status over time provide insight into the evolving financial condition of the Plan.

The Other Measures of Funded Status presented herein provide different perspectives of the financial condition of the Plan and comparisons amongst these Other Measures of Funded Status can provide greater insights.

As noted, there are multiple, possible definitions of the Plan's Assets and Obligations. Some of these definitions of and comments on Assets and Obligations are set forth immediately hereafter. Additional observations on the meanings and usefulness of and the relationships amongst certain of the Funded Ratios are provided following the table of Funded Ratios.

Definition of and Comments on Assets

With respect to Assets, both the Market Value of Assets ("MVA") and the Actuarial Value of Assets (or Actuarial Asset Value ("AAV")) are used to determine Funded Ratios.

In the case of the Plan, the AAVM currently in use provides for smoothing of the MVA by phasing any Unexpected Investment Returns (i.e., Investment Earnings greater or less than those expected under the actuarial interest rate assumption used each year) into the AAV over a period of six years.

The advantage of using MVA is that it represents the tradable value of the Assets of the Plan at a particular point in time.

NEW YORK CITY EMPLOYEES' RETIREMENT SYSTEM**ADDITIONAL DISCUSSION OF PLAN FUNDING AND
OTHER MEASURES OF FUNDED STATUS
(Cont'd)**

The advantage of using AAV is that it is smoothed to remove the volatility of MVA. The disadvantage of AAV is that it is not the tradable value of Assets in the marketplace and, therefore, does not show the volatility of the Assets.

Definition of and Comments on Obligations

With respect to Obligations, the Actuarial Accrued Liability ("AAL") under any particular Actuarial Cost Method ("ACM") is that portion of the APV of projected benefits which is not provided by future normal costs (employer and employee).

With respect to the Plan, where, prior to Fiscal Year 2012, the ACM was the Frozen Initial Liability ("FIL") ACM, the AAL mathematically can be recast as the Unfunded AAL ("UAAL") plus the AAV. To the extent that the UAAL does not change significantly year to year, then the related AAL remains relatively consistent in value with the AAV each year.

With respect to the ongoing funding of the Plan, the FIL ACM amortized actuarial gains and losses over the future working lifetimes of active employees. As used by the Plan, the FIL ACM generally resulted in funding that was more conservative (i.e., greater Employer Contributions) than that of most other Public Pension Plans.

The Entry Age Accrued Liability ("EAAL") is defined as the APV of projected benefits less the sum of the APV of future employee contributions and the APV of future employer entry age normal costs.

The EAAL is a required disclosure in accordance with Governmental Accounting Standards Board ("GASB") Statement Number 43 ("GASB 43") and GASB Statement Number 45 ("GASB 45") for Other Post-Employment Benefits ("OPEB") under certain ACM.

In accordance with GASB Statement Number 50 ("GASB 50"), beginning with Fiscal Year 2008, the EAAL is a required disclosure for Public Pension Plans that determine employer contributions using the Aggregate ACM.

NEW YORK CITY EMPLOYEES' RETIREMENT SYSTEM**ADDITIONAL DISCUSSION OF PLAN FUNDING AND
OTHER MEASURES OF FUNDED STATUS
(Cont'd)**

The Entry Age ACM is the most commonly utilized ACM for funding Public Pension Plans.

Beginning with the June 30, 2010 (Lag) actuarial valuation (i.e., Fiscal Year 2012 Employer Contributions), the Entry Age ACM is being used for the on-going funding of the Plan.

The Projected Benefit Obligation ("PBO") is defined as the proportion of APV of all future benefits attributed by the Plan to employee service rendered prior to the valuation date. The PBO was required reporting under GASB Statement Number 5 ("GASB 5") prior to its replacement by GASB 25 and GASB 27.

The Accumulated Benefit Obligation ("ABO") is determined in a manner comparable to the PBO but with salaries determined as of the valuation date and without assuming future salary increases.

The Market Value Accumulated Benefit Obligation ("MVABO") is determined in the same manner as an ABO using the same actuarial assumptions except that projected benefit payments are discounted using annual yields on U.S. Treasury securities of like duration. The MVABO is sometimes described as a Mark-to-Market measure of Obligations or a Market Value of Liabilities ("MVL").

NEW YORK CITY EMPLOYEES' RETIREMENT SYSTEM

ADDITIONAL DISCUSSION OF PLAN FUNDING AND
OTHER MEASURES OF FUNDED STATUS

(Cont'd)

Table of Asset and Obligation Values

The following table presents the values of Assets and Obligations used to calculate alternative Funded Ratios.

Component Measures of Funded Status									
(Dollar Amounts in Millions)									
Valuation Date June 30	Market Value of Assets (MVA)	Actuarial Asset Value (AAV) ⁽¹⁾	Actuarial Accrued Liability (AAL) ⁽²⁾	Entry Age Accrued Liability (EAAL) ⁽³⁾	Projected Benefit Obligation (PBO) ⁽³⁾	Accumulated Benefit Obligation (ABO) ⁽³⁾	Market Value Accumulated Benefit Obligation (MVABO) ⁽⁴⁾	MVABO Equivalent Discount Yield (Per Annum)	MVABO Weighted Average Duration (Years)
1999	\$40,936.0	\$40,936.0	\$40,936.0	\$30,147.6	\$27,741.3	\$24,233.2	\$29,754.6	6.0%	10.8
2000	42,824.0	42,393.6	42,418.7	34,797.5	31,910.5	28,997.5	35,572.3	6.0	11.2
2001	37,251.8	43,015.4	43,087.6	36,654.3	33,471.2	30,173.2	38,378.9	5.7	11.0
2002	32,842.0	43,561.1	43,619.9	38,905.2	35,474.9	32,346.4	40,851.3	5.7	10.4
2003	31,524.7	42,056.0	42,244.1	40,423.5	36,924.1	33,990.8	48,897.3	4.6	11.4
2004	34,177.3	40,088.2	40,236.3	42,063.6	38,340.8	35,249.0	45,583.8	5.5	10.8
2004 (Lag)	34,177.3	40,638.6	40,786.7	43,010.2	39,178.9	35,081.1	45,435.8	5.5	10.9
2005 (Lag)	35,526.3	39,692.4	39,797.1	44,881.3	40,817.7	36,492.6	55,431.5	4.2	12.7
2006 (Lag)	37,288.2	38,367.1	38,431.3	46,602.0	42,408.8	37,979.0	49,760.6	5.4	11.7
2007 (Lag)	42,514.3	38,925.7	38,959.1	49,253.2	44,926.1	40,057.3	53,525.4	5.2	11.7
2008 (Lag)	39,716.8	40,722.2	40,722.2	51,114.4	46,721.0	41,826.5	61,163.1	4.5	12.0
2009 (Lag)	31,903.4	41,710.2	41,710.2	53,052.7	48,583.7	43,536.4	66,315.3	4.1	12.0
2010 (Lag) ⁽⁵⁾	35,383.8	40,433.3	62,935.3	62,935.3	59,877.5	53,968.9	80,679.9	3.7	13.0

⁽¹⁾ The AAV used for the June 30, 1999 to June 30, 2009 actuarial valuations assumes the AAV was reset to MVA as of June 30, 1999. As of each June 30 thereafter, the AAV recognizes Investment Returns greater or less than expected over a period of five years (six years beginning with the June 30, 2004 (Lag) actuarial valuation).

⁽²⁾ Calculated in accordance with the Actuarial Cost Method and actuarial assumptions used for determining Employer Contributions.

⁽³⁾ Calculated based on actuarial assumptions used for determining Employer Contributions. Prior to the June 30, 2010 (Lag) actuarial valuation, the ABO and PBO do not include accrued liabilities attributable to the Variable Supplements Funds, net of the AAV, if any.

⁽⁴⁾ Calculated based on actuarial assumptions used for determining Employer Contributions except that projected benefit payments are discounted using annual yields derived from U.S. Treasury Spot Rates as published by the U.S. Department of the Treasury Office of Thrift Supervision in its Selected Asset and Liability Price Tables. Also shown are the related MVABO Equivalent Discount Yield and the MVABO Weighted Average Duration. Prior to the June 30, 2010 (Lag) actuarial valuation, the MVABO does not include accrued liabilities attributable to the Variable Supplements Funds, net of their AAV, if any.

⁽⁵⁾ The June 30, 2010 (Lag) figures are based on the revised census data and actuarial assumptions and methods used to develop Fiscal Year 2012 employer contributions, including the EAACM and an AIR assumption of 7.0% per annum, net of expenses.

NEW YORK CITY EMPLOYEES' RETIREMENT SYSTEM

ADDITIONAL DISCUSSION OF PLAN FUNDING AND
OTHER MEASURES OF FUNDED STATUS
(Cont'd)

Table of Funded Ratios

The following table presents alternative Funded Ratios comparing Assets to Obligations, including: (1) AAV divided by AAL, (2) AAV divided by EAAL, (3) MVA divided by EAAL, (4) AAV divided by PBO, (5) MVA divided by PBO, (6) AAV divided by ABO, (7) MVA divided by ABO and (8) MVA divided by MVABO.

Funded Ratios								
Valuation Date	AAV/AAL	AAV/EAAL	MVA/EAAL	AAV/PBO	MVA/PBO	AAV/ABO	MVA/ABO	MVA/MVABO
6/30/99	100%	136%	136%	148%	148%	169%	169%	138%
6/30/00	100	122	123	133	134	146	148	120
6/30/01	100	117	102	129	111	143	123	97
6/30/02	100	112	84	123	93	135	102	80
6/30/03	100	104	78	114	85	124	93	64
6/30/04	100	95	81	105	89	114	97	75
6/30/04 (Lag)	100	94	79	104	87	116	97	75
6/30/05 (Lag)	100	88	79	97	87	109	97	64
6/30/06 (Lag)	100	82	80	90	88	101	98	75
6/30/07 (Lag)	100	79	86	87	95	97	106	79
6/30/08 (Lag)	100	80	78	87	85	97	95	65
6/30/09 (Lag)	100	79	60	86	66	96	73	48
6/30/10 (Lag)	64	64	56	68	59	75	66	44

Comments on Funded Ratios and Funding Methodology

With respect to the different Funded Ratios shown in the preceding table, the ratio of AAV/AAL is from the Schedule of Funding Progress (Schedule 1) presented in the Financial Section of this CAFR.

NEW YORK CITY EMPLOYEES' RETIREMENT SYSTEM**ADDITIONAL DISCUSSION OF PLAN FUNDING AND
OTHER MEASURES OF FUNDED STATUS**

(Cont'd)

Due to the mathematics of the FIL ACM where AAL equals AAV plus UAAL, the AAV/AAL Funded Ratios prior to Fiscal Year 2012 tended to remain relatively constant from year to year and provided limited insight into the ongoing financial performance of the Plan.

The Other Measures of Funded Status shown in the preceding table provide different relationships between the Assets and Obligations of the Plan and are designed to offer additional insight into the Funded Status of the Plan that the Actuary believes useful to some users.

The ratios of AAV/EAAL reflect information that will be a required disclosure for certain Public Pension Plans that utilize the Aggregate ACM. This requirement currently exists for certain OPEB plans under GASB 43 and GASB 45.

The ratios of AAV/PBO present information that was previously required under GASB 5 and is a comparable but somewhat different representation of the information shown in the Solvency Test presented earlier in this Section of the CAFR.

The ratios of MVA/MVABO provide information on Funded Status that is (1) independent of the asset allocation of the Plan, (2) exclusive of any advance recognition of expected asset risk premia (e.g., equity risk premium) and (3) absent any smoothing of asset values.

Inherent in its design, the MVA/MVABO Funded Ratio is expected to be volatile due to the impact of asset gains and losses without smoothing and the impact of changes in interest rates in the economy. Such volatility is a reflection of markets and can provide useful disclosure information. However, such volatility is not consistent with the needs of budgeting. Those budgeting needs are met by the actuarial assumptions and ACM in use to determine Employer Contributions.

NEW YORK CITY EMPLOYEES' RETIREMENT SYSTEM**ADDITIONAL DISCUSSION OF PLAN FUNDING AND
OTHER MEASURES OF FUNDED STATUS**

(Cont'd)

Comparing the MVA/EAAL to AAV/EAAL, MVA/PBO to AAV/PBO or MVA/ABO to AAV/ABO provides an opportunity to evaluate the degree of smoothing provided by the Actuarial Asset Valuation Method.

Comparing Funded Ratios based on the same Assets (i.e., MVA or AAV) but different definitions of Obligations (e.g., EAAL versus PBO versus ABO) provides an opportunity to evaluate the differences in those different definitions of Obligations.

Comparing AAV/PBO with AAV/ABO provides insight into the impact of expected salary growth on the value of benefits earned to date.

Comparing MVA/ABO with MVA/MVABO provides an opportunity to compare the impact of alternative interest rates on discounting the ABO.

Note: While the EAAL includes the AAL (net of AAV) for the Variable Supplements Funds where the ABO, PBO and MVABO do not, the difference due to this inconsistency is minor.

It should also be noted that Measures of Funded Status are best examined with more consideration of their trends over time than their values at any given point in time.

Finally, over time, it should be noted that as the City and other participating Employers pay into the Plan the actuarially-determined Employer Contributions, all Funded Ratios can be expected to increase from their current levels.

NEW YORK CITY EMPLOYEES' RETIREMENT SYSTEM

STATUTORY VS. ANNUAL REQUIRED CONTRIBUTIONS

Fiscal Year Ended	Statutory Contribution⁽¹⁾	Annual Required Contribution	Employer Rate of Contribution⁽²⁾
6/30/00	\$68,619,745	\$68,619,745	.915%
6/30/01	100,024,692	100,024,692	1.271
6/30/02	105,660,069	105,660,069	1.241
6/30/03	107,992,496	197,823,998	1.213
6/30/04	310,589,074	542,229,450	3.526
6/30/05	822,763,025	1,020,379,985	8.985
6/30/06	1,024,358,175	1,024,358,175	11.142
6/30/07	1,471,029,609	1,471,029,609	15.556
6/30/08	1,874,242,487	1,874,242,487	19.001
6/30/09	2,150,438,042	2,150,438,042	20.570
6/30/10	2,197,717,073	2,197,717,073	20.020
6/30/11	2,387,215,772	2,387,215,772	20.820
6/30/12 ⁽³⁾	3,017,004,318	3,017,004,318	25.540

⁽¹⁾ Generally, represents employer contributions made for the current fiscal year. This figure includes overpayments/underpayments in prior fiscal years and excludes overpayments/underpayments made during the current fiscal year. Equals total employer contributions accrued for the current fiscal year.

The Statutory Contributions for Fiscal Years 2003 through 2005 were computed in accordance with Chapter 125/00 which provided for a five-year phase-in of the additional actuarial liabilities attributable to Chapter 125/00 and Chapter 278/02 which extended the phase-in period for funding these liabilities from five years to ten years.

Beginning Fiscal Year 2006, the Statutory Contributions were computed using a One-Year Lag Methodology in accordance with Chapter 152/06 which also eliminated the use of ten-year phase-in of Chapter 278/02 for funding the additional actuarial liabilities attributed to Chapter 125/00.

- ⁽²⁾ The employer rate of contribution equals the statutory contribution as a percentage of the salaries of members who were on payroll or projected to be on payroll (under One-Year Lag Methodology) as of the preceding June 30 increased to reflect overtime earnings and adjusted, where applicable, to be consistent with collective bargaining agreements estimated to be achieved.
- ⁽³⁾ For Fiscal Year Ended June 30, 2012, the Employer Contributions to NYCERS, based on the June 30, 2010 actuarial valuation, are equal to those recommended by the Actuary for the New York City Retirement Systems (the "Actuary") and are expected to represent the Statutory Contributions. Technically, this representation of the Fiscal Year Employer Contribution to NYCERS still (as of November 2012) requires the enactment of certain enabling legislation that is expected when the New York State Legislature next reconvenes.

NEW YORK CITY EMPLOYEES' RETIREMENT SYSTEM

ACTIVE MEMBER VALUATION DATA

<u>Valuation Date</u>	<u>Number</u>	<u>Annual Payroll</u>	<u>Average Annual Salary</u>	<u>Percentage Increase in Average Salary</u>
6/30/00	171,013	7,871,003,496	46,026	4.0
6/30/01	174,199	8,515,269,538	48,882	6.2
6/30/02	177,511	8,901,110,489	50,144	2.6
6/30/03	173,434	8,807,618,852	50,784	1.3
6/30/04	174,997	9,157,412,418	52,329	3.0
6/30/04 (Lag)	174,997	9,361,185,982 ⁽¹⁾	53,493	5.3 ⁽²⁾
6/30/05 (Lag)	175,332	9,670,785,683	55,157	3.1
6/30/06 (Lag)	178,741	10,128,688,853	56,667	2.7
6/30/07 (Lag)	180,482	10,761,963,324	59,629	5.2
6/30/08 (Lag)	183,654	11,305,974,384	61,561	3.2
6/30/09 (Lag)	186,284	11,880,993,974	63,779	3.6
6/30/10 (Lag) ⁽³⁾	184,982	12,101,416,579	65,419	2.6

(1) The annualized covered payroll under the One-Year Lag Methodology as of June 30, 2004 used for the Fiscal Year 2006 Employer Contributions differs from that used to compute Fiscal Year 2005 Employer Contributions due to changes in actuarial assumptions and updated information on labor contract settlements.

(2) Increase from June 30, 2003.

(3) The annualized covered payroll as of June 30, 2010 used for the Fiscal Year 2012 Employer Contributions is based on revised actuarial assumptions and methods.

NEW YORK CITY EMPLOYEES' RETIREMENT SYSTEM

PARTICIPATING EMPLOYERS

<u>Employer</u>	<u>June 30, 2010 (Lag)⁽¹⁾</u>		<u>June 30, 2002⁽¹⁾</u>	
	<u>Number of Employees</u>	<u>Annual Payroll</u>	<u>Number of Employees</u>	<u>Annual Payroll</u>
City of New York	96,393	\$6,260,211,155	93,326	\$4,482,334,919
NYC Transit Authority	38,707	2,780,338,978	39,770	2,141,489,249
NYC Housing Authority	10,596	614,886,362	12,712	546,673,282
NYC Health and Hospitals Corporation	31,982	2,042,771,011	25,756	1,214,581,994
MTA Bridges and Tunnels	1,649	130,849,935	1,295	79,840,300
NYC Off-Track Betting Corporation	1,057	40,929,398	1,211	41,467,027
NYC School Construction Authority	73	7,321,195	73	5,463,899
NYC Housing Development Corporation	81	7,497,973	24	1,635,350
NYC Residential Mortgage Insurance Corporation ⁽²⁾	0	0	2	167,071
City University of New York	4,425	215,012,099	0	0
New York State	8	572,036	28	1,485,114
NYC Municipal Water Authority	11	1,026,437	2	131,333
Total	184,982	\$12,101,416,579	174,199	\$8,515,269,538

⁽¹⁾ The Number of Employees and their corresponding salaries (Annual Payroll) include only those who were on the payroll as of June 30.

⁽²⁾ On July 31, 1992, Chapter 702 of the Laws of 1992 was enacted and created the New York City Residential Mortgage Insurance Corporation (the new "REMIC") as a subsidiary of the New York City Housing Development Corporation ("HDC"). It became effective January 27, 1993. The new REMIC assumes all of the obligations of the New York City **Rehabilitation** Mortgage Insurance Corporation (the old "REMIC") which dissolved on that date. All employees of this new REMIC have since either retired or became employees of HDC.

NEW YORK CITY EMPLOYEES' RETIREMENT SYSTEM

NUMBER AND SALARY OF ACTIVE MEMBERS
 BY OCCUPATIONAL POSITION
 AS OF JUNE 30, 2010 (LAG) ACTUARIAL VALUATION⁽¹⁾

<u>Occupation – Main Groups</u>	<u>Number</u>	<u>Annual Payroll</u>	<u>Average Annual Salary</u>
Other	132,076	\$8,106,474,793	\$61,377
Transit Operating Positions	35,554	2,513,533,074	70,696
MTA Bridges and Tunnels	1,649	130,849,935	79,351
Uniform Sanitation	7,155	605,259,252	84,592
Transit and Housing Police Forces ⁽²⁾	0	0	0
Uniform Correction Force	8,548	745,299,525	87,190
Total	184,982	\$12,101,416,579	\$65,419

⁽¹⁾ The number of members (Number) and their corresponding salaries (Annual Payroll) include only those who were on the payroll as of June 30, 2010.

⁽²⁾ During April 1995 the Housing and Transit Police forces were merged into the New York City Police Department and most Housing and Transit Police members of NYCERS were transferred to the New York City Police Pension Fund.

NEW YORK CITY EMPLOYEES' RETIREMENT SYSTEM

NUMBER OF ACTIVE MEMBERS
BY OCCUPATIONAL POSITION AND AGE
AS OF JUNE 30, 2010 (LAG) ACTUARIAL VALUATION⁽¹⁾

<u>Age</u>	<u>Total</u>	<u>Other</u>	<u>Transit Operating</u>	<u>MTA Bridges & Tunnels</u>	<u>Sanitation</u>	<u>Housing & Transit Police⁽²⁾</u>	<u>Correction</u>
Under 20	68	31	37	0	0	0	0
20 - 24	2,353	1,938	171	24	83	0	137
25 - 29	9,283	7,087	728	82	641	0	745
30 - 34	14,329	10,227	1,811	167	1,110	0	1,014
35 - 39	18,175	12,106	3,164	272	1,245	0	1,388
40 - 44	25,689	16,720	5,422	260	1,264	0	2,023
45 - 49	33,248	22,268	7,550	302	1,271	0	1,857
50 - 54	33,103	23,844	7,298	249	757	0	955
55 - 59	26,343	19,859	5,371	169	577	0	367
60 - 64	15,670	12,331	3,007	98	180	0	54
65 - 69	4,754	3,963	744	21	21	0	5
70 +	1,967	1,702	251	5	6	0	3
Total	184,982	132,076	35,554	1,649	7,155	0	8,548

⁽¹⁾ Member count for this schedule represents only members receiving salary as of June 30, 2010.

⁽²⁾ During April 1995 the Housing and Transit Police forces were merged into the New York City Police Department and most Housing and Transit Police members of NYCERS were transferred to the New York City Police Pension Fund.

NEW YORK CITY EMPLOYEES' RETIREMENT SYSTEM

NUMBER OF ACTIVE MEMBERS
BY OCCUPATIONAL POSITION AND YEARS OF SERVICE
AS OF JUNE 30, 2010 (LAG) ACTUARIAL VALUATION⁽¹⁾

<u>Years of Service</u>	<u>Total</u>	<u>Other</u>	<u>Transit Operating</u>	<u>MTA Bridges & Tunnels</u>	<u>Sanitation</u>	<u>Housing & Transit Police⁽²⁾</u>	<u>Correction</u>
Under 5	42,583	33,819	5,724	274	1,033	0	1,733
5 - 9	39,563	29,464	5,690	622	1,891	0	1,896
10 - 14	31,742	20,833	7,191	269	1,700	0	1,749
15 - 19	25,756	18,859	5,112	158	825	0	802
20 - 24	25,687	15,726	6,503	180	1,217	0	2,061
25 - 29	13,079	8,198	4,097	100	421	0	263
30 - 34	4,109	2,966	1,024	40	42	0	37
35 - 39	1,842	1,669	142	6	20	0	5
40 +	621	542	71	0	6	0	2
Total	184,982	132,076	35,554	1,649	7,155	0	8,548

⁽¹⁾ Member count for this schedule represents only members receiving salary as of June 30, 2010.

⁽²⁾ During April 1995 the Housing and Transit Police forces were merged into the New York City Police Department and most Housing and Transit Police members of NYCERS were transferred to the New York City Police Pension Fund.

NEW YORK CITY EMPLOYEES' RETIREMENT SYSTEM

RETRANTS AND BENEFICIARIES ADDED TO AND REMOVED FROM ROLLS

Fiscal Year Ended	Added to Rolls		Removed from Rolls		Rolls End of Year		% Increase In Annual Allowances	Average Annual Allowances	% Increase In Average Annual Allowances
	Number	Annual Allowances ⁽²⁾	Number	Annual Allowances	Number ⁽¹⁾	Annual Allowances ⁽¹⁾			
6/30/99	3,981	\$147,379,109	4,539	\$52,202,024	121,880	\$1,919,632,538	5.2%	\$15,750	5.7%
6/30/00	5,289	115,346,545	4,408	54,394,949	122,761	1,980,584,134	3.2	16,134	2.4
6/30/01	6,016	362,105,133	4,819	60,066,235	123,958	2,282,623,032	15.2	18,414	14.1
6/30/02	4,188	138,015,691	4,669	73,179,634	123,477	2,347,459,089	2.8	19,011	3.2
6/30/03	9,162	262,015,975	4,614	73,188,882	128,025	2,536,286,182	8.0	19,811	4.2
6/30/04	4,205	148,280,745	4,885	78,618,501	127,345	2,605,948,426	2.7	20,464	3.3
6/30/05	6,274	161,299,370	5,905	91,199,924	127,714	2,676,047,872	2.7	20,953	2.4
6/30/06	6,457	194,343,590	5,382	95,257,483	128,789	2,775,133,979	3.7	21,548	2.8
6/30/07	6,580	236,949,056	6,088	105,839,523	129,281	2,906,243,512	4.7	22,480	4.3
6/30/08	6,999	222,985,559	5,616	142,159,662	130,664	2,987,069,409	2.8	22,861	1.7
6/30/09	5,821	147,278,673	5,454	70,493,395	131,031	3,063,854,687	2.6	23,383	2.3
6/30/10	6,997	201,129,110	5,541	72,297,965	132,487	3,192,685,832	4.2	24,098	3.1

(1) Number and Annual Allowances at End of Year include all those and only those retrants on pension payroll for purposes of the amounts used in the actuarial valuation for the given fiscal year and are not adjusted for anticipated changes due to finalization of benefit calculations or contract settlements.

(2) Balancing Item – Amounts shown include changes due to benefit finalization, change in benefit type (e.g., Service to Accidental Disability), COLA increases and other changes.

APPENDIX B

NEW YORK CITY EMPLOYEES' RETIREMENT SYSTEM
 DATA USED IN THE JUNE 30, 2010 (LAG) ACTUARIAL VALUATION
 FOR DETERMINING FINAL FISCAL YEAR 2012 EMPLOYER CONTRIBUTIONS
 SUMMARY OF ACTIVES

GROUP: ALL										
AGE \ SVC	UNDER 5	5-9	10-14	15-19	20-24	25-29	30-34	35-39	40 & UP	ALL YEARS
NUMBER:										
UNDER 20	68	0	0	0	0	0	0	0	0	68
20 TO 24	2,298	55	0	0	0	0	0	0	0	2,353
25 TO 29	7,388	1,826	69	0	0	0	0	0	0	9,283
30 TO 34	7,555	5,485	1,263	26	0	0	0	0	0	14,329
35 TO 39	6,347	6,598	4,147	1,011	72	0	0	0	0	18,175
40 TO 44	5,754	6,777	6,124	4,487	2,437	110	0	0	0	25,689
45 TO 49	5,142	6,281	6,457	6,227	7,139	1,910	92	0	0	33,248
50 TO 54	3,875	5,406	5,679	5,733	6,742	4,485	1,148	35	0	33,103
55 TO 59	2,508	3,905	4,180	4,435	5,049	3,834	1,722	677	33	26,343
60 TO 64	1,251	2,305	2,676	2,616	3,027	1,967	828	778	222	15,670
65 TO 69	299	739	852	847	844	520	224	231	198	4,754
70 & UP	98	186	295	374	377	253	95	121	168	1,967
TOTAL	42,583	39,563	31,742	25,756	25,687	13,079	4,109	1,842	621	184,982

SALARIES (IN THOUSANDS):										
UNDER 20	2,463	0	0	0	0	0	0	0	0	2,463
20 TO 24	92,035	3,312	0	0	0	0	0	0	0	95,347
25 TO 29	356,506	106,178	4,902	0	0	0	0	0	0	467,586
30 TO 34	403,622	334,330	85,754	1,593	0	0	0	0	0	825,299
35 TO 39	363,278	417,912	285,021	71,353	5,464	0	0	0	0	1,143,028
40 TO 44	330,360	427,119	419,002	320,402	193,905	8,654	0	0	0	1,699,442
45 TO 49	293,379	398,739	434,570	441,954	550,936	146,545	7,276	0	0	2,273,400
50 TO 54	225,002	341,809	381,666	413,452	497,871	334,551	86,070	2,326	0	2,282,747
55 TO 59	147,397	245,686	279,007	312,571	363,443	284,909	134,038	47,077	2,500	1,816,628
60 TO 64	74,164	142,624	175,552	179,138	207,061	138,183	63,922	59,653	16,614	1,056,911
65 TO 69	17,503	45,430	53,093	57,507	56,203	35,901	16,296	17,205	14,967	314,105
70 & UP	5,011	10,710	17,774	23,691	23,889	15,917	6,527	8,560	12,381	124,460
TOTAL *	2,310,721	2,473,849	2,136,341	1,821,661	1,898,773	964,661	314,129	134,822	46,461	12,101,417

AVERAGE SALARIES: **										
UNDER 20	36,223	0	0	0	0	0	0	0	0	36,223
20 TO 24	40,050	60,216	0	0	0	0	0	0	0	40,521
25 TO 29	48,255	58,148	71,043	0	0	0	0	0	0	50,370
30 TO 34	53,424	60,954	67,897	61,266	0	0	0	0	0	57,596
35 TO 39	57,236	63,339	68,729	70,577	75,895	0	0	0	0	62,890
40 TO 44	57,414	63,025	68,420	71,407	79,567	78,671	0	0	0	66,154
45 TO 49	57,055	63,483	67,302	70,974	77,173	76,725	79,085	0	0	68,377
50 TO 54	58,065	63,228	67,206	72,118	73,846	74,593	74,974	66,457	0	68,959
55 TO 59	58,771	62,916	66,748	70,478	71,983	74,311	77,838	69,538	75,756	68,961
60 TO 64	59,284	61,876	65,602	68,478	68,405	70,251	77,200	76,675	74,836	67,448
65 TO 69	58,538	61,474	62,316	67,895	66,592	69,041	72,751	74,480	75,589	66,072
70 & UP	51,132	57,580	60,250	63,344	63,367	62,915	68,703	70,743	73,695	63,274
TOTAL	54,264	62,529	67,303	70,728	73,920	73,756	76,449	73,193	74,816	65,419

Note: Age is last birthday. Service is completed years.
 * Total may not add up due to rounding.
 ** Average based on unrounded salary.

APPENDIX C

NEW YORK CITY EMPLOYEES' RETIREMENT SYSTEM
 DATA USED IN THE JUNE 30, 2010 (LAG) ACTUARIAL VALUATION
 FOR DETERMINING FINAL FISCAL YEAR 2012 EMPLOYER CONTRIBUTIONS
 SUMMARY OF PENSIONERS BY CAUSE AND GENDER

AGE	MALE			FEMALE			BOTH MALE & FEMALE		
	NUMBER	BENEFITS	AVERAGE	NUMBER	BENEFITS	AVERAGE	NUMBER	BENEFITS	AVERAGE
ACCIDENTAL DISABILITY:									
UNDER 30	0	0	0	0	0	0	0	0	0
30 TO 34	9	321,309	35,701	2	91,106	45,553	11	412,415	37,492
35 TO 39	56	1,959,254	34,987	16	519,982	32,499	72	2,479,236	34,434
40 TO 44	192	7,067,145	36,808	47	1,393,682	29,653	239	8,460,827	35,401
45 TO 49	372	14,132,671	37,991	87	2,584,689	29,709	459	16,717,360	36,421
50 TO 54	369	13,337,245	36,144	76	2,365,617	31,127	445	15,702,862	35,287
55 TO 59	459	15,890,463	34,620	58	1,471,302	25,367	517	17,361,765	33,582
60 TO 64	699	22,344,967	31,967	50	1,062,842	21,257	749	23,407,809	31,252
65 TO 69	663	19,353,278	29,190	51	1,077,299	21,124	714	20,430,577	28,614
70 TO 74	402	11,946,559	29,718	38	646,720	17,019	440	12,593,279	28,621
75 TO 79	276	7,511,147	27,214	30	601,617	20,054	306	8,112,764	26,512
80 TO 84	191	5,311,636	27,810	17	308,611	18,154	208	5,620,247	27,020
85 TO 89	83	2,166,352	26,101	17	335,266	19,722	100	2,501,618	25,016
90 & UP	24	574,441	23,935	2	49,906	24,953	26	624,347	24,013
TOTAL	3,795	121,916,467	32,126	491	12,508,639	25,476	4,286	134,425,106	31,364
ORDINARY DISABILITY:									
UNDER 30	0	0	0	0	0	0	0	0	0
30 TO 34	2	49,407	24,704	2	10,160	5,080	4	59,567	14,892
35 TO 39	15	271,661	18,111	12	186,936	15,578	27	458,597	16,985
40 TO 44	129	2,161,824	16,758	71	1,090,834	15,364	200	3,252,658	16,263
45 TO 49	406	7,178,420	17,681	255	3,818,177	14,973	661	10,996,597	16,636
50 TO 54	750	13,052,290	17,403	364	5,488,407	15,078	1,114	18,540,697	16,643
55 TO 59	1,038	18,203,289	17,537	593	9,253,355	15,604	1,631	27,456,644	16,834
60 TO 64	1,310	22,946,466	17,516	592	8,437,615	14,253	1,902	31,384,081	16,501
65 TO 69	1,103	19,454,618	17,638	479	6,312,116	13,178	1,582	25,766,734	16,287
70 TO 74	653	10,744,485	16,454	266	3,103,144	11,666	919	13,847,629	15,068
75 TO 79	320	5,081,836	15,881	123	1,231,403	10,011	443	6,313,239	14,251
80 TO 84	223	3,761,057	16,866	63	588,987	9,349	286	4,350,044	15,210
85 TO 89	103	1,733,420	16,829	29	288,895	9,962	132	2,022,315	15,321
90 & UP	26	348,062	13,387	21	162,403	7,733	47	510,465	10,861
TOTAL	6,078	104,986,835	17,273	2,870	39,972,432	13,928	8,948	144,959,267	16,200
SERVICE RETIREMENT:									
UNDER 30	0	0	0	0	0	0	0	0	0
30 TO 34	0	0	0	0	0	0	0	0	0
35 TO 39	1	36,550	36,550	0	0	0	1	36,550	36,550
40 TO 44	243	9,867,553	40,607	111	4,162,135	37,497	354	14,029,688	39,632
45 TO 49	1,382	51,512,461	37,274	534	19,713,201	36,916	1,916	71,225,662	37,174
50 TO 54	1,963	72,738,516	37,055	591	20,224,612	34,221	2,554	92,963,128	36,399
55 TO 59	5,383	202,353,967	37,591	1,889	55,949,058	29,618	7,272	258,303,025	35,520
60 TO 64	10,412	365,326,780	35,087	5,510	141,482,876	25,677	15,922	506,809,656	31,831
65 TO 69	13,331	415,163,444	31,143	7,666	174,308,294	22,738	20,997	589,471,738	28,074
70 TO 74	11,544	317,175,886	27,475	6,602	130,568,689	19,777	18,146	447,744,575	24,675
75 TO 79	8,706	218,221,083	25,066	5,122	87,217,815	17,028	13,828	305,438,898	22,088
80 TO 84	6,965	165,162,577	23,713	4,424	67,540,284	15,267	11,389	232,702,861	20,432
85 TO 89	4,259	93,719,274	22,005	3,624	47,017,643	12,974	7,883	140,736,917	17,853
90 & UP	1,950	37,317,090	19,137	2,474	26,553,478	10,733	4,424	63,870,568	14,437
TOTAL	66,139	1,948,595,181	29,462	38,547	774,738,085	20,099	104,686	2,723,333,266	26,014

NEW YORK CITY EMPLOYEES' RETIREMENT SYSTEM
 DATA USED IN THE JUNE 30, 2010 (LAG) ACTUARIAL VALUATION
 FOR DETERMINING FINAL FISCAL YEAR 2012 EMPLOYER CONTRIBUTIONS
 SUMMARY OF PENSIONERS BY CAUSE AND GENDER

AGE	MALE			FEMALE			BOTH MALE & FEMALE		
	NUMBER	BENEFITS	AVERAGE	NUMBER	BENEFITS	AVERAGE	NUMBER	BENEFITS	AVERAGE
ACCIDENTAL DEATH:									
UNDER 30	1	32,453	32,453	1	33,361	33,361	2	65,814	32,907
30 TO 34	1	15,858	15,858	0	0	0	1	15,858	15,858
35 TO 39	1	38,186	38,186	2	72,775	36,388	3	110,961	36,987
40 TO 44	0	0	0	8	229,815	28,727	8	229,815	28,727
45 TO 49	2	49,767	24,884	9	279,666	31,074	11	329,433	29,948
50 TO 54	0	0	0	9	274,668	30,519	9	274,668	30,519
55 TO 59	0	0	0	15	462,471	30,831	15	462,471	30,831
60 TO 64	2	56,692	28,346	16	391,339	24,459	18	448,031	24,891
65 TO 69	3	101,442	33,814	12	223,551	18,629	15	324,993	21,666
70 TO 74	0	0	0	13	168,507	12,962	13	168,507	12,962
75 TO 79	1	22,682	22,682	7	120,736	17,248	8	143,418	17,927
80 TO 84	0	0	0	8	191,773	23,972	8	191,773	23,972
85 TO 89	0	0	0	4	46,139	11,535	4	46,139	11,535
90 & UP	0	0	0	7	115,707	16,530	7	115,707	16,530
TOTAL	11	317,080	28,825	111	2,610,508	23,518	122	2,927,588	23,997
OTHER BENEFICIARIES:									
UNDER 30	72	763,638	10,606	80	883,616	11,045	152	1,647,254	10,837
30 TO 34	39	458,110	11,746	76	845,772	11,129	115	1,303,882	11,338
35 TO 39	62	655,999	10,581	89	990,831	11,133	151	1,646,830	10,906
40 TO 44	74	609,993	8,243	149	1,393,926	9,355	223	2,003,919	8,986
45 TO 49	86	651,454	7,575	197	1,991,951	10,111	283	2,643,405	9,341
50 TO 54	95	744,859	7,841	329	3,939,217	11,973	424	4,684,076	11,047
55 TO 59	100	833,423	8,334	486	7,619,035	15,677	586	8,452,458	14,424
60 TO 64	112	882,433	7,879	782	12,685,878	16,222	894	13,568,311	15,177
65 TO 69	102	984,576	9,653	1,129	18,329,269	16,235	1,231	19,313,845	15,690
70 TO 74	88	812,624	9,234	1,343	20,512,183	15,273	1,431	21,324,807	14,902
75 TO 79	96	756,117	7,876	1,751	26,096,926	14,904	1,847	26,853,043	14,539
80 TO 84	88	822,457	9,346	2,388	31,628,474	13,245	2,476	32,450,931	13,106
85 TO 89	88	645,541	7,336	2,462	28,227,221	11,465	2,550	28,872,762	11,323
90 & UP	66	383,389	5,809	2,016	21,891,693	10,859	2,082	22,275,082	10,699
TOTAL	1,168	10,004,613	8,566	13,277	177,035,992	13,334	14,445	187,040,605	12,948
ALL PENSIONERS AND BENEFICIARIES:									
UNDER 30	73	796,091	10,905	81	916,977	11,321	154	1,713,068	11,124
30 TO 34	51	844,684	16,562	80	947,038	11,838	131	1,791,722	13,677
35 TO 39	135	2,961,650	21,938	119	1,770,524	14,878	254	4,732,174	18,631
40 TO 44	638	19,706,515	30,888	386	8,270,392	21,426	1,024	27,976,907	27,321
45 TO 49	2,248	73,524,773	32,707	1,082	28,387,684	26,236	3,330	101,912,457	30,604
50 TO 54	3,177	99,872,910	31,436	1,369	32,292,521	23,588	4,546	132,165,431	29,073
55 TO 59	6,980	237,281,142	33,994	3,041	74,755,221	24,582	10,021	312,036,363	31,138
60 TO 64	12,535	411,557,338	32,833	6,950	164,060,550	23,606	19,485	575,617,888	29,542
65 TO 69	15,202	455,057,358	29,934	9,337	200,250,529	21,447	24,539	655,307,887	26,705
70 TO 74	12,687	340,679,554	26,853	8,262	154,999,243	18,760	20,949	495,678,797	23,661
75 TO 79	9,399	231,592,865	24,640	7,033	115,268,497	16,390	16,432	346,861,362	21,109
80 TO 84	7,467	175,057,727	23,444	6,900	100,258,129	14,530	14,367	275,315,856	19,163
85 TO 89	4,533	98,264,587	21,678	6,136	75,915,164	12,372	10,669	174,179,751	16,326
90 & UP	2,066	38,622,982	18,695	4,520	48,773,187	10,791	6,586	87,396,169	13,270
TOTAL	77,191	2,185,820,176	28,317	55,296	1,006,865,656	18,209	132,487	3,192,685,832	24,098

APPENDIX D

NEW YORK CITY EMPLOYEES' RETIREMENT SYSTEM
COMPREHENSIVE ANNUAL FINANCIAL REPORT
FISCAL YEAR ENDED JUNE 30, 2012
ACKNOWLEDGEMENT OF QUALIFICATION

I, Robert C. North, Jr., am the Chief Actuary for the New York City Retirement Systems. I am a Fellow of the Society of Actuaries and a Member of the American Academy of Actuaries. I meet the Qualification Standards of the American Academy of Actuaries to render the actuarial opinion contained herein.



Robert C. North, Jr., FSA, FSPA, FCA, MAAA, EA
Chief Actuary
New York City Retirement Systems
November 16, 2012

This Page Has Been Left Blank Intentionally



STATISTICAL SECTION

PART 5

This Page Has Been Left Blank Intentionally

Statistical Section Overview

The Statistical Section assists users in understanding the basic financial statements by presenting detailed relevant financial and demographic information that provides historical perspective to the Plan's economic condition, trends, and operations. All data in this section is derived from the Plan's internal sources.

On page 198, the Cash Receipts and Disbursements Schedule presents the activity of the year on a cash basis.

The four tables beginning on page 199 contain 10-year financial trend information that helps the reader understand how the Plan's financial performance and activities have changed over time.

The following six tables, starting on page 203, provide information related to pension payments. The first of these, Table of Average Benefit Payments, shows the summary for each of the most recent six calendar years. The next five tables provide a profile of a substantial percentage of members who retired during calendar year 2011. The profiles of new pensioners include data concerning years of service, average salary base, age of retirees, and range of retirement allowances. The benefits stated reflect the maximum benefit to which the retirees in question would have been entitled as a Single Life retirement benefit, which does not provide payments to beneficiaries after the pensioner has died. This assures a common denominator for the statistics in the tables. However, in reality, many retirees selected options which reduced the maximum benefit payable to the retiree, and provide for beneficiaries. The last two tables, on the other hand, reflect the profiles of the entire retiree population and the types of options under which they are receiving benefits.

The tables beginning on page 210 reflect the changes over the last ten years in the number of active and retired members of the Plan.

New York City Employees' Retirement System

CASH RECEIPTS AND DISBURSEMENTS

Fiscal Year Ended June 30, 2012

(in thousands)

Cash balance July 1, 2011	\$6,001
Receipts:	
Members' Contributions	408,978
Employers' Contributions	2,661,375
Members' Loan Payments	280,764
Interest and Dividends	1,445,557
Investments Redeemed	114,437,498
Miscellaneous	4,701
Total Cash Receipts	\$119,238,873
Total Cash Available	\$119,244,874
Disbursements:	
Benefit Payments and withdrawals	3,628,782
Transfers to other retirement systems	17,469
Loans to members	360,897
Investments Purchased	115,198,153
Investments Expenses	138,001
Administrative Expenses	46,501
Increase in Cash Accounts Payable	(215,482)
Miscellaneous	5,101
Total Cash Disbursements	\$119,179,422
Cash balance June 30, 2012	\$65,452

New York City Employees' Retirement System

TABLE OF REVENUE BY SOURCE
Fiscal Years 2003 through 2012

(in thousands of dollars)

Fiscal Year Ended June 30	Member Contributions	Employer Contributions	Net Investment Income	Other Income	Total	Employer Contributions as a Percentage of Annual Covered Payroll *
2012	\$ 403,641	\$ 3,017,004	\$ 578,893	\$ 4,772	\$ 4,004,310	24.9
2011	413,740	2,387,216	7,851,456	4,707	10,657,119	20.1
2010	398,964	2,197,717	4,318,810	4,696	6,920,187	19.4
2009	382,356	2,150,495	(7,036,151)	3,709	(4,499,591)	20.0
2008	366,144	1,874,242	(1,883,669)	3,096	359,813	18.5
2007	351,073	1,471,030	6,670,857	2,997	8,495,957	15.2
2006	341,643	1,024,358	3,405,699	2,937	4,774,637	11.2
2005	310,847	822,763	3,077,633	33,327	4,244,570	9.0
2004	298,263	310,589	4,811,766	10,194	5,430,812	3.5
2003	309,757	107,993	1,100,950	3,549	1,522,249	1.2

The employer rates of contribution equal the employer contributions as percentages of the annual covered payroll of members who were on payroll as of the preceding June 30th, adjusted where applicable, to be consistent with collective bargaining agreements estimated to be achieved.

New York City Employees' Retirement System

TABLE OF BENEFIT EXPENSES BY TYPE
Fiscal Years 2003 through 2012
(in thousands of dollars)

FISCAL YEAR ENDED JUNE 30	TOTAL RETIREMENT BENEFITS	TOTAL DEATH BENEFITS	OTHER	CHANGE IN ACCRUED BENEFITS PAYABLE	TOTAL BENEFIT PAYMENTS
2012	\$ 3,544,078	\$ 85,546	\$ 1,565	\$ (1,110)	\$ 3,630,079
2011	3,384,811	96,192	3,495	21,061	3,505,559
2010	3,220,938	121,586	74	(22,500)	3,320,098
2009	3,116,945	77,960	(66)	1,785	3,196,624
2008	2,983,004	90,415	3,834	(122,753)	2,954,500
2007	2,914,609	71,992	1,837	175,867	3,164,305
2006	2,753,213	99,298	34,411	25,831	2,912,753
2005	2,667,860	96,992	38,221	(9,477)	2,793,596
2004	2,616,435	79,296	24,215	(44,773)	2,675,173
2003	2,499,828	84,932	66,810	64,688	2,716,258

New York City Employees' Retirement System

TABLE OF CHANGES IN PLAN NET ASSETS
Fiscal Years 2003 through 2012
(in thousands of dollars)

Fiscal Year Ended June 30	Additions to Plan Net Assets per Table of Revenue by Source	Deductions from Plan Net Assets						Net Change in Plan Net Assets
		Benefit Payments per Table of Benefit Expenses by Type	Refunds	Payments To Other Pension Systems and Funds	Administrative Expenses	Total Deductions		
2012	\$ 4,004,310	\$ 3,630,079	\$ 59,151	\$ 17,418	\$ 51,385	3,758,033	\$ 246,277	
2011	10,657,119	3,505,559	63,148	16,773	46,374	3,631,854	7,025,265	
2010	6,920,187	3,320,098	58,325	11,710	49,676	3,439,809	3,480,378	
2009	(4,499,591)	3,196,624	55,451	12,922	48,822	3,313,819	(7,813,410)	
2008	359,813	2,954,500	142,132	13,685	46,999	3,157,316	(2,797,503)	
2007	8,495,957	3,164,305	51,883	11,909	41,695	3,269,792	5,226,165	
2006	4,774,637	2,912,753	49,470	10,278	40,291	3,012,792	1,761,845	
2005	4,244,570	2,793,596	49,692	14,983	37,307	2,895,578	1,348,992	
2004	5,430,812	2,675,173	45,363	22,044	35,559	2,778,139	2,652,673	
2003	1,522,249	2,716,258	90,717	(1,526)	34,101	2,839,550	(1,317,301)	

New York City Employees' Retirement System

TABLE OF BENEFITS PAID Fiscal Years 2003 through 2012

(in thousands of dollars)

Fiscal Year Ended June 30	Retirement Allowances Amount Paid	Member Loans		Refunds Amount Paid	Death Benefits	
		Amount Paid	No. Loans		In Service Amount Paid	After Retirement Amount Paid
2012	\$ 3,544,078	\$ 359,882	50,550	\$ 59,151	\$ 58,955	\$ 26,591
2011	3,384,811	374,382	51,881	63,148	69,659	26,533
2010	3,220,938	376,319	52,923	58,325	81,074	40,512
2009	3,116,945	337,231	49,336	55,451	56,329	21,631
2008	2,983,004	279,754	45,882	142,132	67,699	22,716
2007	2,914,609	295,146	45,771	51,883	46,815	25,177
2006	2,753,213	293,691	47,039	49,470	63,048	36,250
2005	2,667,860	273,890	48,770	49,692	64,772	32,220
2004	2,616,435	281,906	52,342	45,363	48,087	31,209
2003	2,499,828	278,295	53,747	81,882	57,912	35,915

New York City Employees' Retirement System

TABLE OF AVERAGE ANNUAL BENEFIT PAYMENTS SERVICE RETIREMENT EXPERIENCE - 6 YEAR HISTORY Calendar Years 2006-2011

Year of Retirement	Years of Credited Service									Summary
	0-4.9	5-9.9	10-14.9	15-19.9	20-24.9	25-29.9	30-34.9	35-39.9	40 & over	
2011										
Avg. Retirement Benefit	0	\$ 6,807	\$ 11,839	\$ 17,613	\$ 35,740	\$ 41,525	\$ 50,904	\$ 62,918	\$ 79,151	\$ 39,434
% of Salary Base	0	12	20	29	47	53	61	79	99	52
Final Average Salary	0	\$ 27,025	\$ 34,035	\$ 40,824	\$ 37,474	\$ 67,434	\$ 68,074	\$ 79,643	\$ 79,951	\$ 75,835
No. of Retirees	0	174	399	320	1,588	1,643	865	337	209	5,535
2010										
Avg. Retirement Benefit	0	\$ 6,525	\$ 11,190	\$ 16,338	\$ 33,473	\$ 39,011	\$ 47,948	\$ 61,042	\$ 76,812	\$ 36,024
% of Salary Base	0	12	20	28	46	53	61	79	101	51
Final Average Salary	0	\$ 54,375	\$ 55,950	\$ 58,350	\$ 72,767	\$ 73,606	\$ 78,603	\$ 77,268	\$ 76,051	\$ 70,655
No. of Retirees	0	215	447	413	1,778	1,578	650	375	204	5,660
2009										
Avg. Retirement Benefit	0	\$ 6,037	\$ 10,508	\$ 15,532	\$ 31,904	\$ 38,701	\$ 48,911	\$ 57,209	\$ 74,101	\$ 34,781
% of Salary Base	0	12	20	28	46	53	63	78	93	51
Final Average Salary	0	\$ 50,308	\$ 52,540	\$ 55,471	\$ 69,357	\$ 73,021	\$ 77,637	\$ 73,345	\$ 79,678	\$ 68,198
No. of Retirees	0	197	325	293	1,320	1,246	424	335	117	4,257
2008										
Avg. Retirement Benefit	0	\$ 5,617	\$ 10,953	\$ 14,842	\$ 31,030	\$ 36,569	\$ 47,074	\$ 56,390	\$ 64,696	\$ 33,194
% of Salary Base	0	12	20	28	46	53	63	79	95	50
Final Average Salary	0	\$ 46,805	\$ 54,765	\$ 53,008	\$ 67,457	\$ 68,997	\$ 74,721	\$ 71,379	\$ 68,101	\$ 66,388
No. of Retirees	0	176	309	371	1,270	1,104	368	371	122	4,091
2007										
Avg. Retirement Benefit	0	\$ 5,504	\$ 10,442	\$ 14,656	\$ 31,827	\$ 34,878	\$ 45,406	\$ 52,715	\$ 66,660	\$ 32,103
% of Salary Base	0	12	21	28	46	53	66	77	101	50
Final Average Salary	0	\$ 45,867	\$ 49,724	\$ 52,343	\$ 69,189	\$ 65,808	\$ 68,797	\$ 68,461	\$ 66,000	\$ 64,206
No. of Retirees	0	229	300	403	1,597	1,224	401	397	91	4,642
2006										
Avg. Retirement Benefit	0	\$ 5,406	\$ 10,187	\$ 14,024	\$ 31,267	\$ 35,219	\$ 45,506	\$ 52,429	\$ 66,490	\$ 31,199
% of Salary Base	0	12	20	29	47	53	67	77	99	50
Final Average Salary	0	\$ 45,050	\$ 50,935	\$ 48,359	\$ 66,526	\$ 66,451	\$ 67,919	\$ 68,090	\$ 67,162	\$ 62,398
No. of Retirees	0	183	335	474	1,387	1,010	446	338	62	4,235

New York City Employees' Retirement System
SERVICE RETIREMENT EXPERIENCE
TABLE OF AVERAGE RETIREMENT ALLOWANCE BY AGE AND YEARS OF SERVICE
Calendar Year 2011

AGE AT RETIREMENT																		
Years of Service	UNDER 50			50-54			55-59			60-64			65-69			70 AND OVER		
	Average Allowance	No. of Retire-ments	% of Salary Base	Average Allowance	No. of Retire-ments	% of Salary Base	Average Allowance	No. of Retire-ments	% of Salary Base	Average Allowance	No. of Retire-ments	% of Salary Base	Average Allowance	No. of Retire-ments	% of Salary Base	Average Allowance	No. of Retire-ments	% of Salary Base
0-4.9																		
5-9.9	\$14,043	1	24				\$6,372	51	12	\$6,767	59	12	\$6,968	46	12	\$7,388	17	13
10-14.9				\$1,965	1	9	12,313	44	19	11,361	151	20	12,221	133	20	11,893	50	21
15-19.9							21,241	1	22	17,720	133	29	18,847	107	29	18,127	46	29
20-24.9	49,375	331	51	49,019	149	51	31,609	177	43	29,870	521	44	28,808	296	44	30,030	114	44
25-29.9	49,871	42	53	47,673	166	53	42,148	519	52	40,019	620	53	38,664	222	53	39,816	74	54
30-34.9	50,420	6	60	58,000	69	61	54,065	334	60	48,399	318	62	46,306	99	62	43,445	39	62
35-39.9				64,825	1	73	61,635	103	76	61,183	154	80	68,508	56	82	66,588	23	93
40 and Over							75,998	15	96	77,567	100	92	77,245	52	106	86,408	42	112
Summary	\$49,353	380	51	\$49,890	387	54	\$42,547	1,276	53	\$37,653	2,056	53	\$32,740	1,031	48	\$36,409	405	54

New York City Employees' Retirement System

SERVICE RETIREMENT EXPERIENCE TABLE OF DISTRIBUTION OF RETIREMENT ALLOWANCE BY AGE Calendar Year 2011

Allowance Range	AGE AT RETIREMENT						TOTAL
	Under 50	50-54	55-59	60-64	65-69	70 & Older	
\$4,999 or Less		1	30	25	20	7	83
5,000-9,999			53	115	93	33	294
10,000-14,999	1	7	56	115	100	42	321
15,000-19,999		4	73	172	117	45	411
20,000-24,999		7	64	234	124	44	473
25,000-29,999	6	15	88	201	103	48	461
30,000-34,999		14	108	202	98	25	447
35,000-39,999	9	26	136	178	87	33	469
40,000-44,999	104	62	135	184	75	17	577
45,000-49,999	92	74	117	155	46	26	510
50,000-54,999	92	72	97	115	33	9	418
55,000-59,999	39	30	86	92	20	16	283
60,000-64,999	23	25	63	62	27	8	208
65,000-69,999	12	13	40	41	13	4	123
70,000-74,999	1	13	37	38	21	6	116
75,000-79,999	1	11	24	25	10	9	80
80,000-84,999		5	18	24	6	6	59
85,000-89,999		1	11	25	13	3	53
90,000-94,999		4	7	10	6	2	29
95,000-99,999		2	11	8	4	3	28
\$100,000 or more		1	22	35	15	19	92
TOTAL	380	387	1,276	2,056	1,031	405	5,535

New York City Employees' Retirement System
SERVICE RETIREMENT EXPERIENCE
TABLE OF DISTRIBUTION OF RETIREMENT ALLOWANCE BY YEARS OF SERVICE
Calendar Year 2011

Allowance Range	0-4.9	5-9.9	10-14.9	15-19.9	20-24.9	25-29.9	30-34.9	35-39.9	40 & Over	TOTAL
\$4,999 or Less		70	11	2						83
5,000-9,999		79	180	34	1					294
10,000-14,999		16	113	124	63	5				321
15,000-19,999		6	63	63	224	48	7			411
20,000-24,999		3	19	51	201	140	54	5		473
25,000-29,999			7	23	157	206	54	14		461
30,000-34,999			1	10	128	202	79	26	1	447
35,000-39,999			3	4	112	242	70	34	4	469
40,000-44,999			2	2	225	210	93	36	9	577
45,000-49,999				3	197	188	84	22	16	510
50,000-54,999				2	150	137	97	21	11	418
55,000 -59,999				2	65	87	90	26	13	283
60,000-64,999					37	62	69	22	18	208
65,000-69,999					17	27	49	16	14	123
70,000-74,999					3	32	38	26	17	116
75,000-75,999					5	29	17	13	16	80
80,000-84,999					1	13	23	8	14	59
85,000-89,999						3	10	21	19	53
90,000-94,999					2	4	4	10	9	29
95,000-99,999						5	11	9	3	28
\$100,000 or more						3	16	28	45	92
TOTAL	-	174	399	320	1,588	1,643	865	337	209	5,535

New York City Employees' Retirement System

**TABLE OF BENEFIT EXPERIENCE: ORDINARY DISABILITY RETIREMENT
Calendar Years 2002 through 2011**

YEAR	CASES ANALYZED	AVERAGE AGE	AVERAGE YEARS OF SERVICE	AVERAGE SALARY BASE	AVERAGE TOTAL RETIREMENT BENEFIT	AVERAGE TOTAL RETIREMENT BENEFIT AS A % OF AVERAGE SALARY BASE
2011	475	54	18	\$ 61,963	\$ 21,687	36
2010	516	53	18	59,397	20,789	35
2009	464	53	18	55,194	19,870	36
2008	428	52	17	54,649	19,127	35
2007	437	53	17	52,520	18,382	35
2006	465	52	17	52,009	18,203	35
2005	490	53	18	50,072	18,026	36
2004	500	52	17	48,614	17,015	35
2003	428	52	16	47,914	16,770	35
2002	403	51	16	47,429	16,600	35

**TABLE OF BENEFIT EXPERIENCE: ACCIDENTAL DISABILITY RETIREMENT*
Calendar Years 2002 through 2011**

YEAR	CASES ANALYZED	AVERAGE AGE	AVERAGE YEARS OF SERVICE	AVERAGE SALARY BASE	AVERAGE TOTAL RETIREMENT BENEFIT	AVERAGE TOTAL RETIREMENT ALLOWANCE AS A % OF AVERAGE SALARY BASE
2011	89	49		\$ 83,606	\$ 62,119	74
2010	75	46		75,600	55,944	74
2009	80	46		70,204	52,653	75
2008	101	48		68,551	50,728	74
2007	94	47		63,856	47,892	75
2006	111	46		63,050	46,657	74
2005	100	46		59,720	44,193	74
2004	86	45		58,529	42,141	72
2003	73	43	NOT APPLICABLE	56,039	42,029	72
2002	48	41	APPLICABLE	55,697	40,102	72

*It is to be noted that certain accidental disability benefits are reduced by amounts awarded by the Workers' Compensation Board of the New York State Department of Labor.

New York City Employees' Retirement System

RETIRED MEMBERS BY TYPE OF BENEFIT AS OF JUNE 30, 2012

<u>Benefit Types</u>	<u>Number Of Retirees</u> *	<u>Service</u>	<u>Disability (Non-Duty)</u>	<u>Disability and Deaths (Duty)</u>
Single Life	77,735	67,775	5,986	3,974
Joint and Survivor	28,236	26,193	1,889	154
Lump Sum or Term Certain	15,464	13,813	1,226	425
Advanced payments – no option selected yet	2,821	2,424	367	30
Surviving Annuitants	16,110	13,937	1,893	280
Total	140,366	124,142	11,361	4,863

* Includes retirees and beneficiaries who received a retirement payment on the pension payroll as of June 30, 2012. These statistics do not include either suspended recipients or those who have died and whose pension number has not yet been terminated from the roster since the cases are still open.

New York City Employees' Retirement System
TABLE OF RETIREMENT BENEFITS BY TYPE
10 YEAR HISTORY
Fiscal Years 2003 through 2012

Year ended June 30	Age and Service		Disability (non-duty)		Disability (duty)		Surviving Beneficiaries		Totals	
	number of recipients	annualized benefits	number of recipients	annualized benefits	number of recipients	annualized benefits	number of recipients	annualized benefits	number of recipients	annualized benefits
2012	110,205	\$ 3,007,757,712	9,468	\$ 161,765,868	4,583	\$143,682,912	16,110	\$ 247,117,620	140,366	\$3,416,641,200
2011	108,161	\$ 2,870,978,916	9,248	\$ 153,341,203	4,581	\$ 135,426,480	15,834	\$ 235,622,630	137,824	\$ 3,395,369,229
2010	105,711	\$ 2,737,935,086	9,024	\$ 145,106,768	4,550	\$ 131,187,952	15,765	\$ 223,016,505	135,050	\$ 3,237,246,311
2009	104,577	\$ 2,621,674,824	8,852	\$ 140,632,668	4,555	\$ 129,021,864	15,677	\$ 215,413,068	133,661	\$ 3,106,742,424
2008	104,272	\$ 2,548,136,556	9,245	\$ 141,456,288	3,941	\$ 117,703,056	15,612	\$ 202,543,632	133,070	\$ 3,009,839,532
2007	103,506	\$ 2,461,915,740	9,107	\$ 135,318,672	3,956	\$ 113,492,071	15,575	\$ 196,165,982	132,144	\$ 2,906,892,465
2006	102,625	\$ 2,378,419,392	8,969	\$ 133,361,592	3,917	\$ 110,503,836	15,502	\$ 186,999,924	131,013	\$ 2,809,284,744
2005	101,921	\$ 2,288,601,642	8,786	\$ 124,763,498	3,846	\$ 105,608,405	15,311	\$ 178,453,060	129,864	\$ 2,697,426,605
2004	101,724	\$ 2,230,650,993	8,588	\$ 119,838,980	3,825	\$ 102,764,472	15,262	\$ 170,549,892	129,399	\$ 2,693,805,337
2003	101,188	\$ 2,159,162,758	8,423	\$ 116,896,912	3,435	\$ 100,007,789	14,979	\$ 160,218,723	128,025	\$ 2,536,286,182

New York City Employees' Retirement System

TABLE OF PENSIONERS AND BENEFICIARIES

Fiscal Years 2003 through 2012

Fiscal Year Ended June 30	New Pensioners	Terminated Pensioners	Net Change	Total Number	Percentage Change
2012	6,515	3,245	3,270	154,502	2.16
2011	7,838	3,786	4,052	151,232	2.75
2010	6,140	3,470	2,670	147,180	1.85
2009	4,952	2,785	2,167	144,508	1.52
2008	5,444	3,812	1,632	142,341	1.16
2007	5,802	3,569	2,233	140,709	1.61
2006	5,394	3,111	2,283	138,476	1.68
2005	5,013	4,328	685	136,193	.51
2004	4,086	4,187	(101)	135,508	(.07)
2003	8,856	5,672	3,184	135,609	2.40

New York City Employees' Retirement System

TABLE OF ACTIVE MEMBERS
Fiscal Years 2003 through 2012

Fiscal Year Ended June 30	Number of Entrants During Year	Number of Withdrawals During Year	Net Change	Total Membership	Percentage Change
2012	19,791	10,774	9,017	234,227	4.0
2011	9,332	16,542	(7,210)	225,210	(3.10)
2010	9,509	9,181	328	232,420	0.14
2009	11,454	9,793	1,661	232,092	0.72
2008	14,180	13,876	304	230,431	0.13
2007	13,743	15,950	(2,207)	230,127	(.95)
2006	12,754	5,129	7,625	232,334	3.39
2005	10,397	11,816	(1,419)	224,709	(.63)
2004	9,894	10,974	(1,080)	226,128	(.48)
2003	10,881	13,716	(2,835)	227,208	(1.23)