

2002 COMPREHENSIVE ANNUAL FINANCIAL REPORT

FOR THE FISCAL YEAR ENDED JUNE 30, 2002

PUBLIC EMPLOYEES' RETIREMENT FUND
INDIANA

A COMPONENT UNIT OF THE STATE OF INDIANA



Certificate of Achievement for Excellence in Financial Reporting

Presented to

Indiana Public Employees'
Retirement Fund, Indiana

For its Comprehensive Annual
Financial Report
for the Fiscal Year Ended
June 30, 2001

A Certificate of Achievement for Excellence in Financial Reporting is presented by the Government Finance Officers Association of the United States and Canada to government units and public employee retirement systems whose comprehensive annual financial reports (CAFRs) achieve the highest standards in government accounting and financial reporting.



Samuel A. Brewer
President

Jeffrey L. Esser
Executive Director

Table of Contents

INTRODUCTORY SECTION

- 4 Letter of Transmittal
- 8 Board Chairman's Letter
- 9 Board of Trustees
- 10 Organization Chart

Fund Highlights

- 12 Public Employees' Retirement Fund
- 14 1977 and 1985 Judges' Retirement System
- 16 Excise Police and Conservation Enforcement Officers' Retirement Plan
- 18 1977 Police Officers' and Firefighters' Pension and Disability Fund
- 20 Legislators' Retirement System – Defined Benefit Plan
- 22 Prosecuting Attorneys' Retirement Fund

FINANCIAL SECTION

- 27 Independent Auditors' Report
- 28 Management's Discussion & Analysis

Financial Statements

- 32 Combined Statement of Fiduciary Net Assets
- 34 Combined Statement of Changes in Fiduciary Net Assets
- 36 Notes to the Financial Statements

Required Supplementary Information

- 48 Schedule of Funding Progress
- 49 Schedule of Employer Contributions
- 50 Notes to Required Supplementary Information

Other Supplementary Information

- 51 Administrative Expenses
- 52 Investment Expenses
- 53 Contractual and Professional Services Expenses

INVESTMENT SECTION

- 56 Report on Investment Activity
- 58 Outline of Investment Policies
- 59 Investment Highlights
- 64 List of Largest Assets Held
- 65 Schedules of Commission Fees
- 66 Investment Professionals

ACTUARIAL SECTION

- 68 Actuary's Certification Letter
- 70 Summary of Actuarial Assumptions and Methods
- 73 Reconciliation of Changes in Unfunded Actuarial Accrued Liabilities
- 74 Solvency Test
- 76 Schedules of Active Member Valuation Data
- 77 Schedules of Retirants and Beneficiaries

STATISTICAL SECTION

- 80 Schedule of Additions by Source
- 81 Schedule of Deductions by Type
- 82 Schedule of Benefit Deductions by Type
- 83 Schedule of Retired Members by Type of Benefit Option
- 84 Schedule of Average Benefit Payments
- 87 Schedule of Participating Employers

PUBLIC EMPLOYEES' RETIREMENT FUND
INDIANA

A COMPONENT UNIT OF THE STATE OF INDIANA

2002 COMPREHENSIVE ANNUAL FINANCIAL REPORT

FOR THE FISCAL YEAR ENDED JUNE 30, 2002

PUBLIC EMPLOYEES' RETIREMENT FUND

1977 AND 1985 JUDGES' RETIREMENT SYSTEM

EXCISE POLICE & CONSERVATION
ENFORCEMENT OFFICERS' RETIREMENT PLAN

1977 POLICE OFFICERS' AND FIREFIGHTERS'
PENSION AND DISABILITY FUND

LEGISLATORS' RETIREMENT SYSTEM
– DEFINED BENEFIT PLAN
– DEFINED CONTRIBUTION PLAN

PROSECUTING ATTORNEYS' RETIREMENT FUND

PENSION RELIEF FUND

STATE EMPLOYEES' DEATH BENEFIT FUND
PUBLIC SAFETY OFFICERS' SPECIAL DEATH BENEFIT FUND

Prepared by
Public Employees' Retirement Fund of Indiana
Harrison Building
143 West Market Street
Indianapolis, Indiana 46204



INTRODUCTORY SECTION

LETTER OF TRANSMITTAL
4

BOARD CHAIRMAN'S LETTER
8

BOARD OF TRUSTEES
9

ORGANIZATION CHART
10

FUND HIGHLIGHTS
12



2002 COMPREHENSIVE ANNUAL FINANCIAL REPORT

PUBLIC EMPLOYEES' RETIREMENT FUND OF INDIANA

Letter of Transmittal

BOARD OF TRUSTEES

PUBLIC EMPLOYEES' RETIREMENT FUND
INDIANA

HARRISON BUILDING
143 WEST MARKET STREET
INDIANAPOLIS, INDIANA 46204

FRED R. BIESECKER
ACTING EXECUTIVE DIRECTOR

November 1, 2002

Dear Board Members:

It is my pleasure to present the 2002 Comprehensive Annual Financial Report of the Public Employees' Retirement Fund of Indiana (PERF or the Fund) for the fiscal year ended June 30, 2002.

The Public Employees' Retirement Fund of Indiana

Since its creation in 1945, the Fund has provided a wide variety of retirement services to Indiana's public employees. As of June 30, 2002, PERF remains responsible for the investment of \$10 billion in combined assets. This report provides detailed information on the performance for all retirement plans administered by PERF, including the:

- Public Employees' Retirement Fund,
- 1977 and 1985 Judges' Retirement System,
- Excise Police and Conservation Enforcement Officers' Retirement Plan,
- 1977 Police Officers' and Firefighters' Pension and Disability Fund,
- Legislators' Retirement System (Defined Benefit Plan and Defined Contribution Plan), and
- Prosecuting Attorneys' Retirement Fund.

PERF also administers two special death benefit funds for public safety officers and state employees who die in the line of duty. In addition, the Fund manages the Pension Relief Fund, which was created by the General Assembly to address the unfunded pension obligations of the police officers' and firefighters' pension systems of Indiana's cities and towns. PERF is not responsible for the administration of those local pension funds, which have been closed to new membership since the creation of the 1977 Police Officers' and Firefighters' Pension and Disability Fund. However, PERF manages the assets of the Pension Relief Fund and makes semi-annual disbursements to the local police and firefighter units throughout the state that are still obliged to pay benefits under those former plans.

Management's Responsibility to Members

PERF's activities are composed of two essential functions – investing our members' money and providing customer service to members and their employers across Indiana. Over the past fiscal year, the Fund has continued to build upon past achievements by implementing successful initiatives and new services.

Call Center

On May 15, 2002, PERF opened its first call center dedicated to serving the members of the Fund. Our customer service representatives are responsible for providing first-class service to all members. The call center currently handles active and retired member calls. We intend to expand this service to our employers in the near future. Our call center accommodates the hearing impaired via a TDD device and our representatives also are responsible for responding to e-mail questions submitted by our members via the PERF web site (www.perf.in.gov).

Most importantly, the call center allows other functional areas within PERF to focus their efforts on providing faster turnaround time for retirement benefits, refunds, and other vital member and employer services.

Information Technology

Many of the service improvements the Fund is pursuing involve access to new technologies. Our single most important technological initiative has been the implementation of the new IT system, SIRIS, which has been several years in the making. The second phase of SIRIS has been brought on-line, which fully integrates our member and employer data with financial accounting information to process benefits in the new system.

Also this past year, we completed the backfile conversion project that converted seven million paper documents into electronic images. PERF staff can now view this information from their computers when processing member applications or providing customer service over the phone. By making documents available electronically, we are now much more responsive to member requests and our documents are safer and recoverable in the event of a disaster.

Letter of Transmittal

(continued)

Employer Advisory Group

We have opened a discussion with employers to begin taking advantage of the resources and good ideas they bring to the administration of the Fund. A diverse cross-section of employers has agreed to serve as an advisory group to help bring a better understanding of our internal processes, as well as to help address the struggles employers encounter in administering the plan from a local perspective. This line of communication, coupled with the continued development of our distance education efforts through Outreach Services, will ensure a stronger relationship between PERF and employers.

Preliminary Benefit Payments

It is our goal to create an uninterrupted cash flow to help our members avoid undue financial burdens as they enter retirement. In the second half of this calendar year, we instituted a new benefit payment process to issue preliminary benefit payments. When a member retires, there is a significant amount of data that must be verified before a final benefit can be processed, including years of service and final salary information. A preliminary benefit will help close the gap by allowing the Fund to pay a percentage of the anticipated total benefit while we work to collect final information from employers. Once that information is in hand, the member will receive a retroactive payment of the difference.

Deferred Retirement Option Plan

The state legislature enacted a Deferred Retirement Option Plan (DROP) for Indiana police officers and firefighters who are eligible to retire and immediately begin receiving unreduced retirement benefits beginning in January 2003. We spent several weeks this summer conducting seminars explaining this new benefit option to members, employers and local pension boards participating in the 1977 Police Officers' and Firefighters' Pension & Disability Fund.

Purchases of Additional Service Credit

This year also saw PERF implement two new service credit purchases that enhance the benefits structure. The first purchase provision is an expansion of PERF's military service credit purchase. The provision allows active members in the Fund who were honorably discharged from the United States Armed Forces to purchase up to an additional two years of military service credit to be used in the calculation of their pension benefits with PERF. The second purchase provision allows members to purchase one additional year of service for every five years of creditable service they have earned in their PERF-covered employment. The additional years purchased under this new provision will also be used in the calculation of PERF benefits.

Member services remain our highest priority. The Fund will continue to build on our prior successes and look for new and better ways to serve our members and their employers.

Management's Responsibility for Financial Reporting

The Fund's management prepared the financial statements included in this Comprehensive Annual Financial Report for the fiscal year ended June 30, 2002. The Fund's management is responsible for both the accuracy of the data and the completeness and fairness of the presentation, including all disclosures. To the best of our knowledge, the enclosed data is accurate in all material respects and is reported in a manner designed to fairly present the financial position and results of the Fund's operations.

Certificate of Achievement for Excellence in Financial Reporting

I am pleased to announce that last year's Comprehensive Annual Financial Report was awarded the Certificate of Achievement for Excellence in Financial Reporting awarded by the Government Finance Officers Association of the United States and Canada (GFOA). In order to be awarded a Certificate of Achievement, a government must publish an easily readable and efficiently organized comprehensive annual financial report. This report must satisfy both generally accepted accounting principles and applicable legal requirements.

The Comprehensive Annual Financial Report (CAFR)

The 2002 Comprehensive Annual Financial Report is presented in five sections.

- The **Introductory Section** contains the transmittal letter, the Board Chairman's letter, and identification of the Fund's administrative organization and professional consultants, as well as highlights for each of the retirement plans administered by the Fund.
- The **Financial Section** contains the auditor's opinion letter, the Management Discussion and Analysis, the financial statements audited by the Indiana State Board of Accounts, the notes to the financial statements, and supplementary information of the plans.
- The **Investment Section** contains information on the Fund's investment performance and a list of the Fund's largest holdings.
- The **Actuarial Section** contains the independent consulting actuary's certification, an outline of actuarial assumptions and methods, and other actuarial statistics.
- The **Statistical Section** contains tables of significant data pertaining to the plans.

Letter of Transmittal

(continued)

Reporting Financial Information

The Fund's management is responsible for maintaining a system of adequate internal accounting controls designed to provide reasonable assurance that transactions are executed in accordance with management's general or specific authorization. Management is also charged with recording these transactions as necessary to maintain accountability for assets and to permit preparation of financial statements in accordance with generally accepted accounting principles. This system includes the written policies and procedures of the Board.

For financial reporting purposes, the Fund follows Governmental Accounting Standards Board (GASB) Statement No. 25, *Financial Reporting for Defined Benefits Pension Plans and Note Disclosures for Defined Contribution Plans*. Assets of the Fund are presented at fair value. The actuarial value of assets and the actuarial accrued liability are presented in the required supplementary information following the notes to the financial statements.

In June of 1999, the GASB issued Statement No. 34 *Basic Financial Statements – and Management's Discussion and Analysis – for State and Local Governments*. This Statement establishes financial reporting standards for state and local governments. The requirements of this Statement are discussed further within the financial notes beginning on page 36. The Management Discussion and Analysis is contained within the Financial Section and serves to supplement the Introductory Section of the Comprehensive Annual Financial Report, as well as financial statements, notes and supplementary information within the Financial Section.

Our independent external auditors, the Indiana State Board of Accounts, have conducted an audit of the general purpose financial statements in accordance with generally accepted auditing standards, performing such tests and other procedures as they deem necessary to express an opinion in their report to the Board. The external auditors also have full and unrestricted access to the Board to discuss their audit and related findings as to the integrity of the financial reporting and adequacy of internal control systems.

Economic Condition

The Fund's economic condition is based primarily upon investment results and contributions from members and employers. Mercer Investment Consulting evaluated the year end investment portfolio. The return comparison begins on page 56.

Despite the economic recession, which officially ended in third quarter 2001, during fiscal year 2002 the U.S. economy grew a seasonally adjusted 2.8%, slightly higher than 2001 GDP growth. The consumer continued to drive economic growth lured by low interest rates on housing and automobiles. Corporate growth remained sluggish during this time period.

Investments

The Investment Section includes an in-depth discussion of the Consolidated Retirement Investment Fund (CRIF) and the Investment Policies guiding the PERF Board of Trustees decision making on page 58. For fiscal year 2002, the market value for the CRIF decreased by \$400 million with a rate of return of -4.5 percent. At first glance, that performance may seem unfavorable. However, the CRIF did outperform its benchmark and peer group, which had rates of return of -6.5% and -5.9%, respectively. The Fund has experienced an annualized rate of return over the past five years of 4.6 percent.

Asset Allocation

Prudent diversification through strategic asset allocation is fundamental to the Board's overall investment policy. This policy is designed to provide an optimal mix of asset classes, in order to meet the Fund's return objectives, while maintaining appropriate diversification and risk control. PERF continues to incorporate traditional assets (cash, domestic and international stocks, and domestic fixed income) while initiating efforts to begin incorporating nontraditional assets (real estate and private equity) into the target asset mix.

The investment portfolio mix at fair value for fiscal year ended June 30, 2002 was approximately 39.6 percent fixed income and 57.9 percent equities. The equity portfolio is comprised of 81.2 percent domestic equity and 18.8 percent international and global equity at June 30.

Funding

The cornerstone of any retirement system is its level of funding. If the funding level is adequate, the ratio of total accumulated assets to total actuarial accrued liabilities will be larger and the need for contributions will be reduced. A well-funded plan shows participants that assets are irrevocably committed to the payment of promised benefits. Although PERF's historical level of funding has been good, constant effort will be directed at funding progress to reassure participants of a financially sound retirement system. Funding status and progress for the plans are presented in the Required Supplementary Information Schedules of Funding Progress on page 48.

The accumulated balance of funds derived from the excess of additions over deductions is referred to as the "net assets held in trust for pension benefits" in the Combined Statement of Changes in Fiduciary Net Assets in the Financial Section of this report. The actuarial accrued liability is not disclosed in the financial statements but is disclosed in the required supplementary information schedules following the notes to the financial statements.

Letter of Transmittal

(continued)

The actuarial accrued liability of the Fund is a measure of the present value of actuarial accrued liabilities estimated to be payable in the future to current retirees, beneficiaries, and employees for service earned to date. The percentage computed by dividing the actuarial value of net assets available for benefits by the actuarial accrued liability is generally referred to as the "funding ratio." This ratio provides an indication of the funding status of the plan and generally, the greater this percentage, the stronger the plan.

Actuarial Survey and Valuation

An actuarial review of the Fund is performed annually. An assumption experience study is performed every three to five years. The actuarial firm, McCready & Keene, completed the actuarial reviews and valuations and served as technical advisor to the Fund. Actuarial certification and supporting statistics are included in the Actuarial and Statistical Sections of this report.

Acknowledgements

I would like to thank the Governor, Lieutenant Governor and General Assembly for their ongoing support of our activities. I would also like to thank the Board, the staff, the advisors, and the many people who have worked so diligently to ensure the successful operation and financial soundness of the Public Employees' Retirement Fund of Indiana.

We take great pride in being awarded the Certificate of Achievement in Financial Reporting by the GFOA. In light of the recent turmoil surrounding corporate financial reporting, we are happy to report our successes in this area and hope it instills confidence in our members and their employers that PERF is fulfilling its fiduciary responsibilities with a high degree of integrity.

Each year presents a new set of challenges for the Fund, and each year we take steps forward. At the heart of our endeavors is the pursuit of improvement to our services and responsiveness to member and employer needs.

Sincerely,



Fred R. Biesecker
Acting Executive Director

Board Chairman's Letter

BOARD OF TRUSTEES

PUBLIC EMPLOYEES' RETIREMENT FUND
INDIANA

HARRISON BUILDING
143 WEST MARKET STREET
INDIANAPOLIS, INDIANA 46204

November 1, 2002

Dear Governor O'Bannon and Members of the Public Employees' Retirement Fund of Indiana:

On behalf of the Board of Trustees of the Public Employees' Retirement Fund of Indiana (PERF or Fund), it is my pleasure to present the Comprehensive Annual Financial Report for fiscal year ended June 30, 2002. The accompanying reports from the State Board of Accounts and consulting actuarial and investment firms affirm the financial integrity and actuarial soundness of the Fund.

The Fund's Financial Condition Remains Strong

While this past year has been difficult in the financial markets, the Fund's financial condition is strong thanks to the many administrative and funding decisions of the Governor, the Legislature, the PERF Board, participating employers and our members.

As of June 30, 2002, we were responsible for the investment of approximately \$10 billion in combined assets. The Board's policy of spreading our investments among a variety of carefully selected securities in various asset classes is key to maintaining the good health and financial stability of the Fund through all economic cycles. Now in our fifth year of diversifying the portfolio, we have allocated approximately 50 percent of the Fund's assets in domestic equity, 10 percent in international equity, and a small percentage to be invested in alternative investments, such as real estate. The remaining balance of 40 percent is invested in primarily domestic fixed income securities.

The Fund's Activities

While our most pressing obligation is to disburse benefits to nearly 55,000 retired or disabled members of the Fund, we also provide other related financial services to more than 155,000 active members and over 1,000 units of state and local government. We are continuing to make efforts to enhance our services to members. We are very proud of the new call center, which is providing far better access to our members by the Fund. Moreover, we are committed to making major improvement during this next year to reduce the time necessary to process benefit issues for our members.

Annuity Savings Account

Our members continue to take advantage of the Annuity Savings Account, viewing it as an important way to supplement their other sources of retirement income. The total of our members' account balances in the six Annuity Savings Account Funds exceeded \$1.8 billion as of June 30, 2002. Currently, there are six investment options available to members, each of which is designed to enable our membership to select investment categories that fit their financial needs. As expected during this past year of volatile market activity, rates of return for account participants varied, depending upon the particular investment fund selections made.

Board and Staff


The Board of Trustees and the staff of the Fund take very seriously their responsibilities related to the investment and administration of the Fund's assets. Be assured that we will continue to strive diligently to provide the highest quality of service possible to PERF members and to the many participating units of government so significantly involved.

Sincerely,



Jonathan L. Birge
Chairman, Board of Trustees

Public Employees' Retirement Fund of Indiana Board of Trustees



Jonathan Birge, Chair
Appointed: 1999



Richard Doermer, Vice Chair
Appointed: 1976



Garland Ferrell
Appointed: 2002

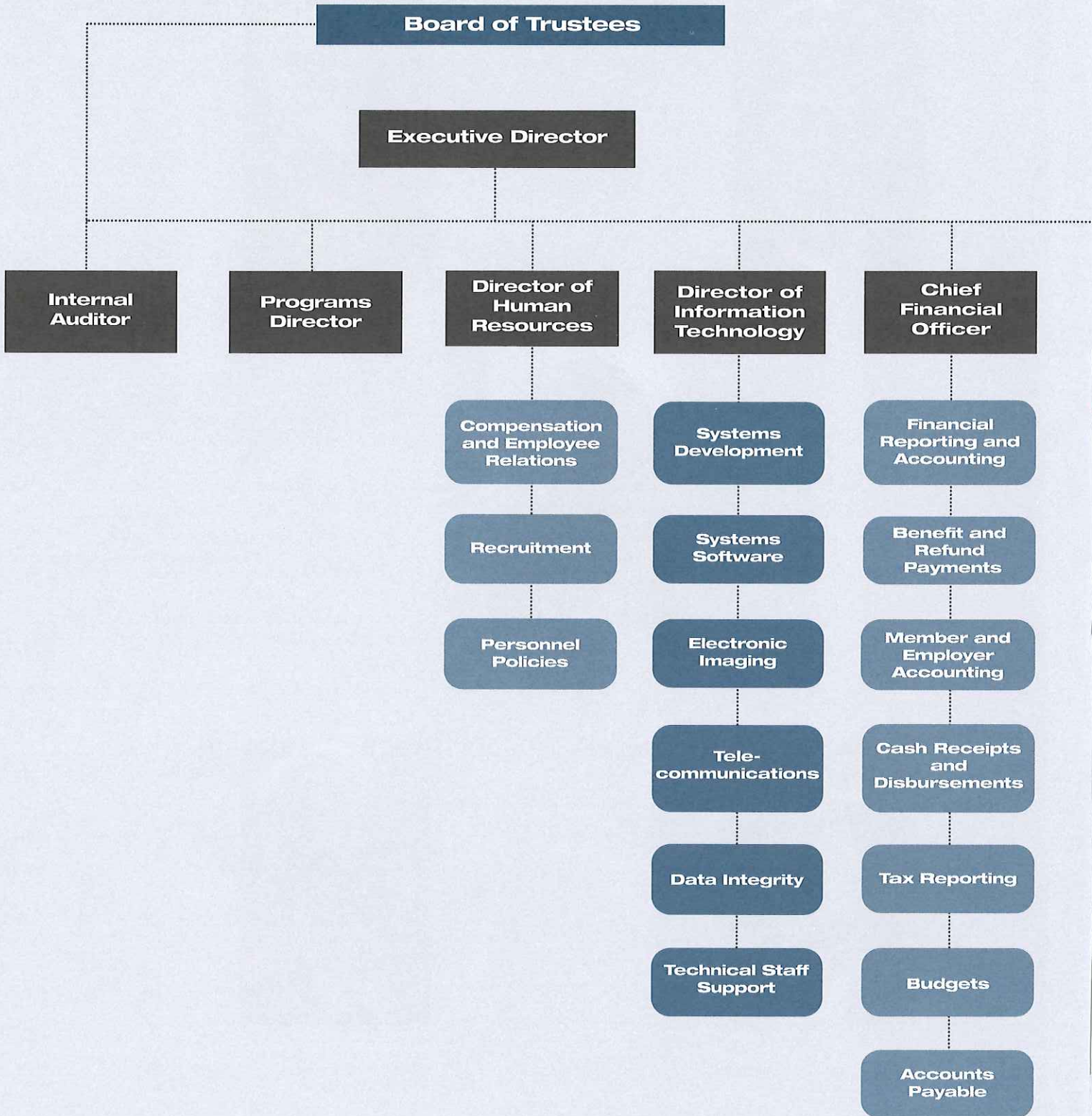


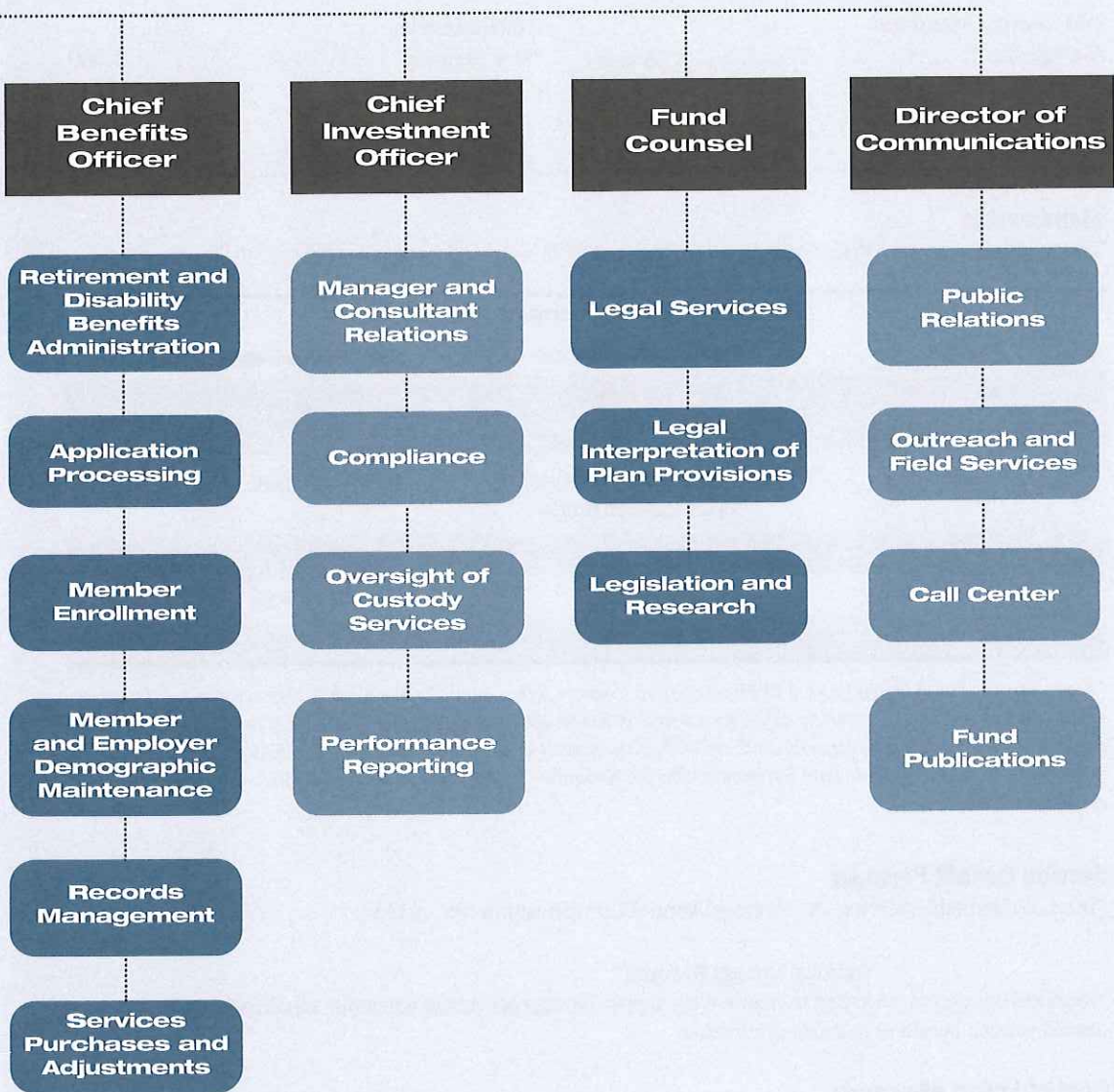
Connie Thurman
Appointed: 2002



Nancy Turner
Appointed: 1992

Organization Chart





Frank O'Bannon
Governor

Joseph E. Kernan
Lt. Governor

Administrative Staff

Fred R. Biesecker
Acting Executive Director

Caroline Bradley
Internal Auditor

Diann Clift
Director of Information Technology

Patricia Gerrick
Chief Investment Officer

Edward Gohmann
Fund Counsel

Patrick Lane
Director of Communications

Douglas Mills
Chief Financial Officer

R. Thomas Parker
*Director of Benefits Administration
Non-PERF Funds*

Kenneth Stoughton
Director of Human Resources

Professional Consultants

Actuary
McCready and Keene, Inc.
7941 Castleway Drive
P.O. Box 50460
Indianapolis, IN 46250-0460

Auditor
Indiana State Board of Accounts
302 West Washington Street
4th Floor, Room E418
Indianapolis, IN 46204-2765

Investment
Burnley Associates, Inc.
300 East Fifth Avenue
Suite 470
Naperville, IL 60563

Mercer Investment Consulting
10 South Wacker Drive
Suite 1500
Chicago, IL 60606

*Refer to page 66 for a complete list of
Investment Professionals employed by PERF*

Fund Highlights

Public Employees' Retirement Fund

Composite Picture

Total Membership	
Active	145,019
Terminated vested	10,323
Retired	50,769
Average Annual Benefit	\$ 4,812

2001 Active Members

Average age	45.8 years
Average years of service	9.8 years
Average annual salary	\$ 23,555

2001 Retirees

New Retirees	2,580
--------------------	-------

Membership

The Public Employees' Retirement Fund includes eligible state and local government employees.

Receiving Retirement Benefits

Age	Years of Service	Allowance Reduction
50 up to 59	15 or more	11% at age 59, additional 5% for each year under age 59
55	Age at retirement plus total years of service equals 85 or more	None
60	15 or more	None
65	10 or more	None
65	8 or more*	None

*A member who has at least 8 years of PERF service as a County Clerk, County Auditor, County Recorder, County Treasurer, County Sheriff, or County Coroner is eligible for normal retirement after reaching age 65. This change in the law applies only to members retiring after June 30, 2002. SB 269 also provides that a member serving as State Auditor, State treasurer, or Secretary of State and whose term commences after the November 5, 2002, election be vested with at least 8 years of creditable service.

Service Benefit Formula

$$\begin{aligned}
 &(\text{Years of Creditable Service} \times \text{Average Annual Compensation} \times .011) \\
 &+ \\
 &\text{Annuity Savings Account}^*
 \end{aligned}$$

*Members can elect at retirement to receive their Annuity Savings Account as a monthly supplement to their defined pension benefit or in a total distribution.

Cost of Living Allowance

Cost of living allowances are passed by the Indiana General Assembly on an ad-hoc basis.

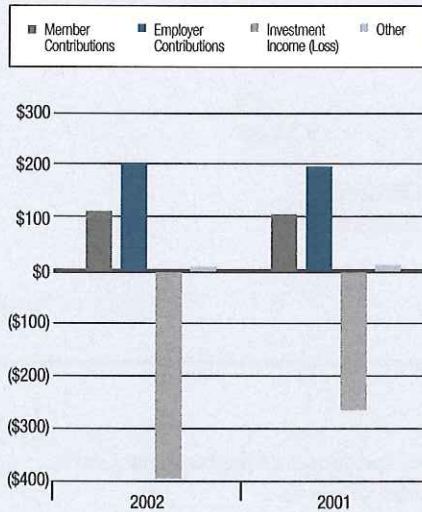
Contribution Rates

- Members are required to contribute 3% of gross wages to the Annuity Savings Account. Employers have the option of making all or part of this contribution on behalf of the member.
- Members may also voluntarily contribute up to an additional 10% of their post-tax wages into the Annuity Savings Account.
- Employer contributions are adopted by the Board of Trustees based on recommendations by the Fund's actuary.

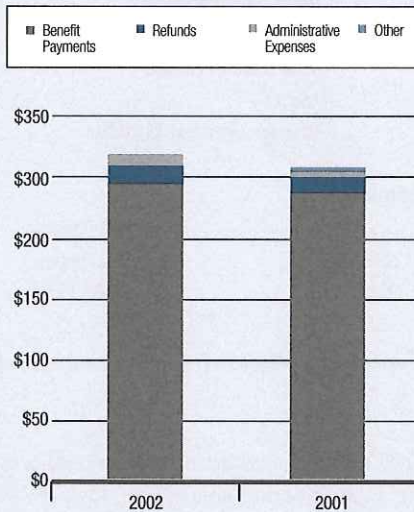
Fund Highlights

Public Employees' Retirement Fund

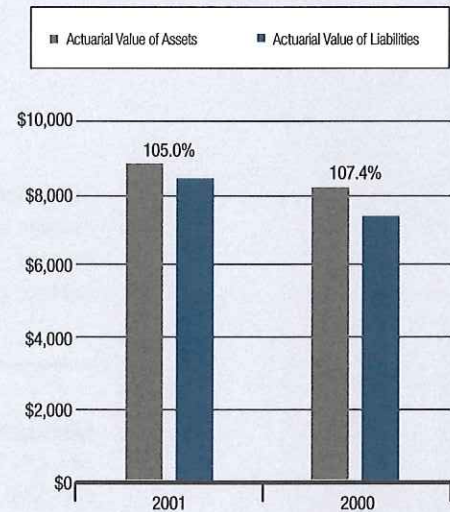
Additions by Source
(in millions)



Deductions by Source
(in millions)



Funding Progress
(in millions) (with funding ratios)



For fiscal year ended June 30,
(in millions)

Additions by Source

	2002	2001
Member Contributions	\$ 119.4	\$ 114.0
Employer Contributions	208.0	198.7
Investment Income (loss)	(389.3)	(260.8)
Other	1.7	2.4
Totals	(60.2)	54.3

For fiscal year ended June 30,
(in millions)

Deductions by Source

	2002	2001
Benefit Payments	\$ 297.3	\$ 283.0
Refunds	29.1	28.9
Administrative Expenses	14.6	8.5
Other	1.3	2.4
Totals	342.2	322.8

Actuarial study as of July 1,
(in millions)

Funding Progress

	2001	2000
Actuarial Value of Assets	\$ 8,723	\$ 8,268
Actuarial Value of Liabilities	8,306	7,700

Funding Ratios 105.0% 107.4%

Annuity Savings Account

In addition to the employer-financed defined benefit pension, the Public Employees' Retirement Fund benefits structure also includes the Annuity Savings Account. The purpose of the Annuity Savings Account is to help public employees of state and local governments save for their retirement by allowing them to invest in a number of different investment funds.

While employer-provided retirement and Social Security are valuable sources of retirement income, they are only a part of the total retirement picture. Employees can begin investing their own money in a long-term savings plan and take responsibility for their future retirement income.

The plan provides the following benefits:

- Convenient, automatic payroll deductions,
- Six investment options,
- Tax deferred savings,
- Roll over funds into qualified plan or IRA upon termination or retirement,
- Upon death, funds transfer to beneficiaries,
- Immediate vesting, and
- Low investment and administrative fees.

Total Annuity Savings Account Assets

Annuity Savings Account		
<i>(in millions)</i>		
As of June 30,	2001	\$1,727
	2002	\$1,839

Fund Highlights 1977 and 1985 Judges' Retirement System

Composite Picture

Total Membership	
Active	328
Terminated vested	14
Retired	242
Average Annual Benefit	\$ 33,886

2001 Active Members

Average age	53.5 years
Average years of service	12.1 years
Average annual salary	\$ 90,695

2001 Retirees

New Retirees	7
--------------------	---

Membership

The 1977 and 1985 Judges' Retirement System includes justices and judges of the Supreme Court, appellate, circuit, superior, criminal, probate, juvenile, and municipal courts.

Receiving Retirement Benefits

Age	Years of Service	Allowance Reduction
55	Age at retirement plus total years of service equals 85 or more	None
62	8 or more	0.1% for each month that retirement precedes age 65
65	8 or more	None

Service Benefit Formula

Salary at Retirement¹ x Percentage Below

Years of Service	Percentage	Years of Service	Percentage
8	24%	16	54%
9	27%	17	55%
10	30%	18	56%
11	33%	19	57%
12	50%	20	58%
13	51%	21	59%
14	52%	22 or more	60%
15	53%		

¹Benefit calculations for the 1977 System are based on the current salary of the judge's position from which they retired. The 1985 System uses the salary paid to the judge when they retired.

Cost of Living Allowance

For the 1977 System, the cost of living allowance is a percentage increase equal to the increase in the salary of the judges' position from which the judge retired. There is no cost of living allowance in the 1985 System. There is no cost of living allowance for survivor benefits.

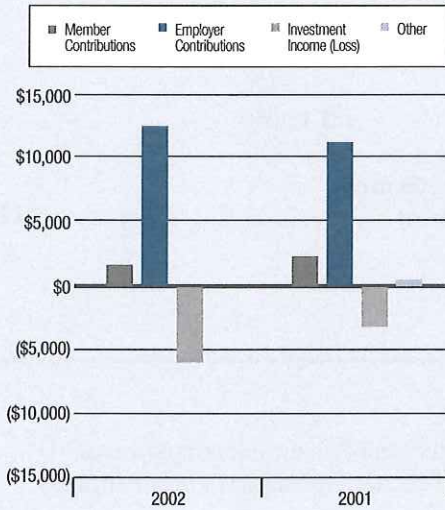
Contribution Rates

- Employees contribute 6% of the judge's statutory salary until 22 years of service have been completed.
- Employer contributions are determined by the General Assembly as biennial appropriations from the State's General Fund.

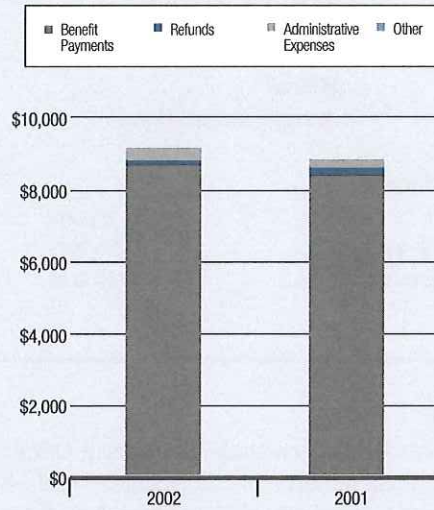
Fund Highlights

1977 and 1985 Judges' Retirement System

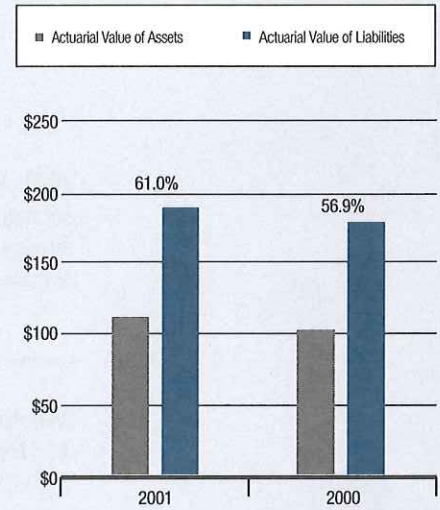
Additions by Source
(in thousands)



Deductions by Source
(in thousands)



Funding Progress
(in millions) (with funding ratios)



For fiscal year ended June 30,
(in thousands)

Additions by Source

	2002	2001
Member Contributions	\$ 1,515	\$ 1,604
Employer Contributions	12,543	12,279
Investment Income (loss)	(5,198)	(6,366)
Other	—	10
Totals	8,860	10,527

For fiscal year ended June 30,
(in thousands)

Deductions by Source

	2002	2001
Benefit Payments	\$ 8,355	\$ 8,201
Refunds	2	59
Administrative Expenses	250	199
Other	—	—
Totals	8,607	8,459

Actuarial study as of July 1,
(in millions)

Funding Progress

	2001	2000
Actuarial Value of Assets	\$ 115.0	\$ 103.7
Actuarial Value of Liabilities	188.6	182.4

Funding Ratios 61.0% 56.9%

Fund Highlights

Excise Police and Conservation Enforcement Officers' Retirement Plan

Composite Picture

Total Membership

Active	255
Terminated vested	None
Retired	122
Average Annual Benefit	\$ 12,050

2001 Active Members

Average age	41.5 years
Average years of service	15.6 years
Average annual salary	\$ 46,634

2001 Retirees

Number	11
--------------	----

Membership

The Excise Police and Conservation Enforcement Officers' Retirement Plan includes employees of both the Department of Natural Resources and the Alcoholic Beverage Commission who are engaged exclusively in the performance of law enforcement duties.

Receiving Retirement Benefits

Age	Years of Service	Allowance Reduction
45	15 or more	0.25% for each full month that retirement precedes age 60
55	Age at retirement plus total years of service equals 85 or more	None
60	15 or more	None

Service Benefit Formula

25%¹ x Average Annual Salary²

¹This percentage is increased by 1-2/3% of average annual salary for each completed year of creditable service after 10 years (up to 25 years) and by 1% for each year of creditable service after 25 years.

²Average Annual Salary means the average annual salary of an officer during the 5 years of highest annual salary in the 10 years immediately preceding an officer's retirement date.

Cost of Living Allowance

Cost of living allowance is equal to any ad-hoc cost of living allowance enacted for PERE

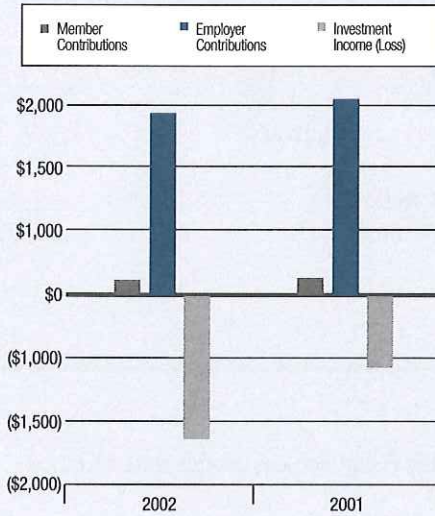
Contribution Rates

- Member rates equal 3% of the first \$8,500 of annual salary (maximum contribution is \$255 per year).
- Employer contributions are adopted by the Board of Trustees based on recommendations by the Fund's actuary.

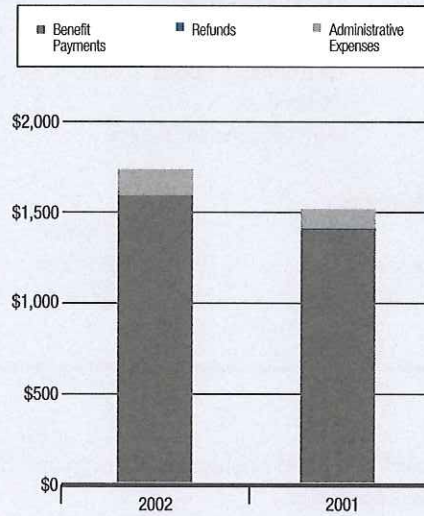
Fund Highlights

Excise Police and Conservation Enforcement Officers' Retirement Plan

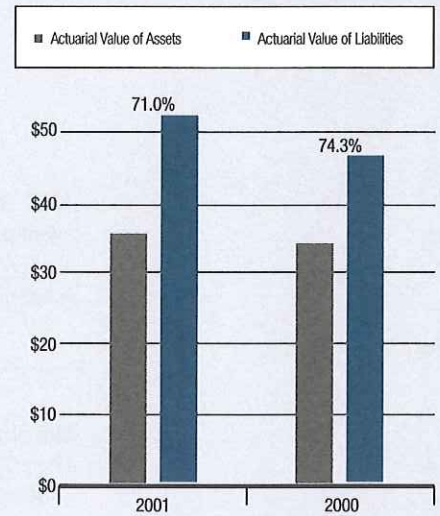
Additions by Source
(in thousands)



Deductions by Source
(in thousands)



Funding Progress
(in millions) (with funding ratios)



For fiscal year ended June 30,
(in thousands)

Additions by Source

	2002	2001
Member Contributions	\$ 69	\$ 70
Employer Contributions	1,904	2,026
Investment Income (loss)	(1,687)	(1,117)
Totals	286	979

For fiscal year ended June 30,
(in thousands)

Deductions by Source

	2002	2001
Benefit Payments	\$ 1,571	\$ 1,420
Refunds	—	1
Administrative Expenses	239	151
Totals	1,810	1,572

Actuarial study as of July 1,
(in millions)

Funding Progress

	2001	2000
Actuarial Value of Assets	\$ 36.9	\$ 34.4
Actuarial Value of Liabilities	52.0	46.3

Funding Ratios 71.0% 74.3%

Fund Highlights

1977 Police Officers' and Firefighters' Pension and Disability Fund

Composite Picture

Total Membership

Active	10,388
Terminated vested	122
Retired	1,717
Average Annual Benefit	\$ 16,150

2001 Active Members

Average age	36.7 years
Average years of service	9.2 years
Average annual salary	\$ 37,466

2001 Retirees

New Retirees	63
--------------------	----

Membership

The 1977 Police Officers' and Firefighters' Pension and Disability Fund includes eligible state and local police officers and firefighters.

Receiving Retirement Benefits

Age	Years of Service	Allowance Reduction
50	20 or more	Actuarial allowance reduction
52	20 or more	None

Service Benefit Formula

Monthly benefit equal to 50%¹ of first-class salary for 20 years of service

¹This percentage is increased by 1% for each 6 months of active service accumulated after 20 years of service (to a maximum of 32 years, or 74%).

Cost of Living Allowance

Cost of living allowance is a percentage determined by statute equal to the change in the Consumer Price Index, but not in excess of a 3% increase.

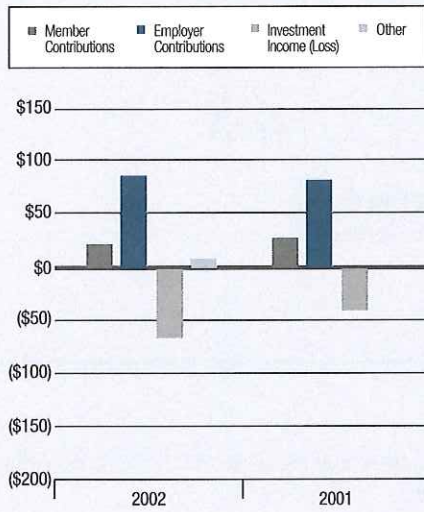
Contribution Rates

- Members contribute 6% of first-class salary. Employers have the option of making all or part of this contribution on behalf of the member.
- Employers contribute 21% of first-class salary.
- Employer contributions are adopted by the Board of Trustees based on recommendations by the Fund's actuary.

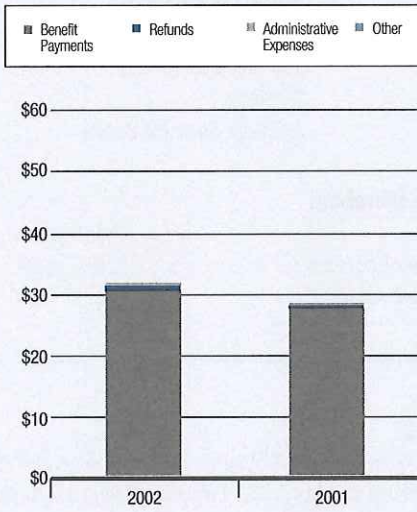
Fund Highlights

1977 Police Officers' and Firefighters' Pension and Disability Fund

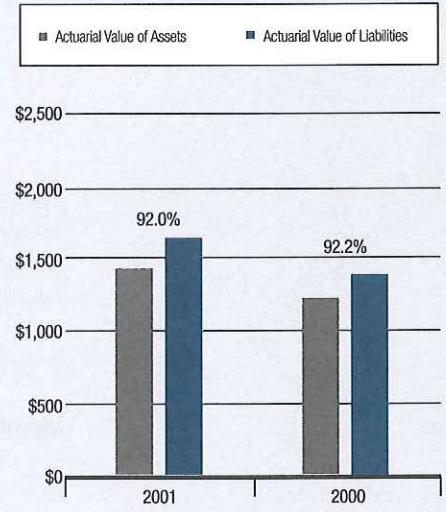
Additions by Source
(in millions)



Deductions by Source
(in millions)



Funding Progress
(in millions) (with funding ratios)



For fiscal year ended June 30,
(in millions)

Additions by Source

	2002	2001
Member Contributions	\$ 23.8	\$ 25.2
Employer Contributions	85.1	82.6
Investment Income (loss)	(70.5)	(45.8)
Other	13.0	—
Totals	38.4	62.1

For fiscal year ended June 30,
(in millions)

Deductions by Source

	2002	2001
Benefit Payments	\$ 30.5	\$ 28.4
Refunds	2.1	1.6
Administrative Expenses	1.4	0.7
Other	—	—
Totals	34.0	30.7

Actuarial study as of July 1,
(in millions)

Funding Progress

	2001	2000
Actuarial Value of Assets	\$ 1,491.0	\$ 1,338.6
Actuarial Value of Liabilities	1,620.3	1,451.5

Funding Ratios 92.0% 92.2%

Fund Highlights

Legislators' Retirement System—Defined Benefit Plan*

Composite Picture

Total Membership

Active	50
Terminated vested	24
Retired	35
Average Annual Benefit	\$ 6,779

2001 Active Members

Average age	61.1 years
Average years of service	20.6 years
Average annual salary	\$ 31,314

2001 Retirees

New Retirees	1
--------------------	---

Membership

The Legislators' Retirement System Defined Benefit Fund includes only legislators of the State of Indiana who were serving on April 30, 1989 and elected participation.

Receiving Retirement Benefits

Age	Years of Service	Allowance Reduction
55	10 or more ¹	Benefit reduced using early retirement formula ²
55	Age at retirement plus total years of service as a member of the General Assembly equals 85 or more	None
65	10 or more ³	None

¹Have terminated service as a member of the General Assembly and is not receiving nor is entitled to receive a salary from the state.

²Early Retirement Benefit Formula:

Step 1: $780 \text{ months (65 years)} - \text{your age at retirement in full months} = [x]$.

Step 2: If $[x]$ is equal to or less than 60, then multiply $[x]$ by 0.1% to obtain a product $[y]$. If $[x]$ is greater than 60, then multiply 5/12% by the difference between 60 and the remainder $[x]$. Then take this product and add 6% to obtain a sum $[y]$.

Step 3: Then subtract $[y]$ from 100% to determine the percentage of your age 65 retirement benefit you receive.

³Have terminated service as a member of the General Assembly, are not receiving nor are entitled to receive a salary from the state, and are not receiving and have not previously received a reduced monthly benefit under this plan.

Service Benefit Formula

Lesser of:

- $\$40 \times \text{Years of Service before November 8, 1989}$ or
- $\text{Highest Consecutive 3-year Annual Salary at Termination} \div 12$

Cost of Living Allowance

Cost of living allowance is equal to any ad-hoc cost of living allowance enacted for PERF.

Contribution Rates

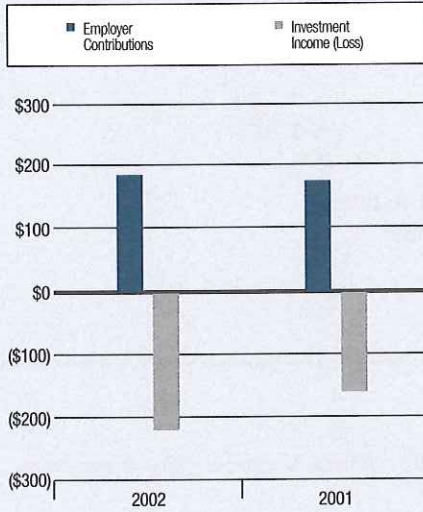
Employer contributions are adopted by the Board of Trustees based on recommendations by the Fund's actuary.

*The Legislators' Retirement System also includes a defined contribution fund available to all legislators of the State of Indiana who serve in the General Assembly on or after April 30, 1989. Members contribute 5% of their annual salary. Employers contribute 20% of their members' annual salaries for service after June 30, 1989.

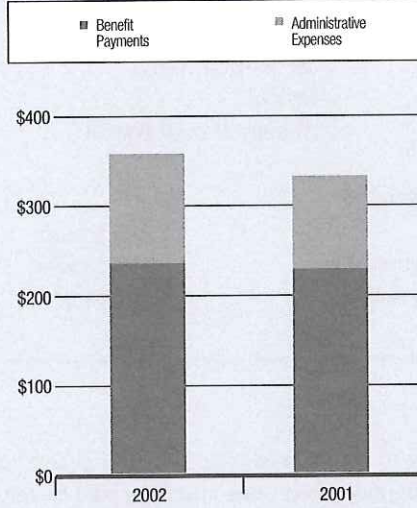
Fund Highlights

Legislators' Retirement System—Defined Benefit Plan

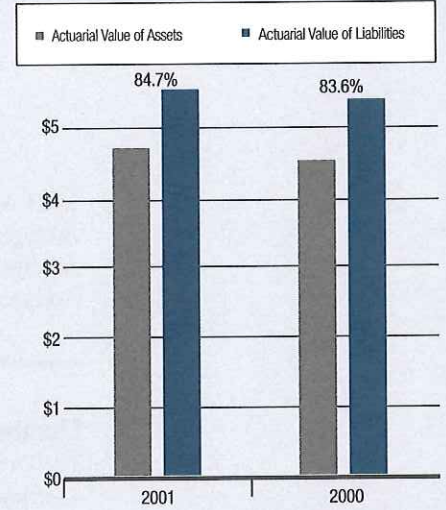
Additions by Source
(in thousands)



Deductions by Source
(in thousands)



Funding Progress
(in millions) (with funding ratios)



For fiscal year ended June 30,
(in thousands)

Additions by Source

	2002	2001
Employer Contributions	\$ 187	\$ 170
Investment Income (loss)	(233)	(157)
Totals	(46)	13

For fiscal year ended June 30,
(in thousands)

Deductions by Source

	2002	2001
Benefit Payments	\$ 231	\$ 223
Administrative Expenses	133	107
Totals	364	330

Actuarial study as of July 1,
(in millions)

Funding Progress

	2001	2000
Actuarial Value of Assets	\$ 4.67	\$ 4.56
Actuarial Value of Liabilities	5.51	5.45

Funding Ratios 84.7% 83.6%

Fund Highlights

Prosecuting Attorneys' Retirement Fund

Composite Picture

Total Membership	
Active	211
Terminated vested	13
Retired	19
Average Annual Benefit	\$ 12,429

2001 Active Members

Average age	45.1 years
Average years of service	7.1 years
Average annual salary	\$ 61,547

2001 Retirees

Number	1
--------------	---

Membership

The Prosecuting Attorneys' Retirement Fund includes prosecuting attorneys, chief deputy prosecuting attorneys, and deputy prosecuting attorneys paid by the state.

Receiving Retirement Benefits*

Age	Years of Service	Allowance Reduction
62	10 or more	0.25% for each full month that retirement precedes age 65
65	10 or more	None

* Benefits are reduced by any pension benefits payable from the Public Employees' Retirement Fund.

Service Benefit Formula

Highest Annual Salary (State Portion Only) at Retirement x Percentage Below

Years of Service	Percentage	Years of Service	Percentage
Less than 10	0%	16	54%
10	30%	17	55%
11	33%	18	56%
12	50%	19	57%
13	51%	20	58%
14	52%	21	59%
15	53%	22 or more	60%

Cost of Living Allowance

No cost of living allowance is available.

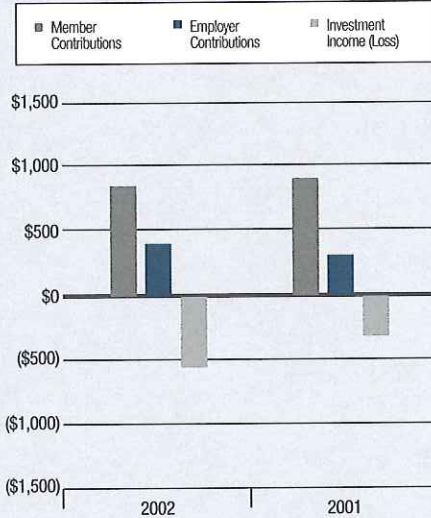
Contribution Rates

- Members contribute 6% of the state-paid portion of their annual salary.
- Employer contributions are adopted by the Board of Trustees based on recommendations by the Fund's actuary.

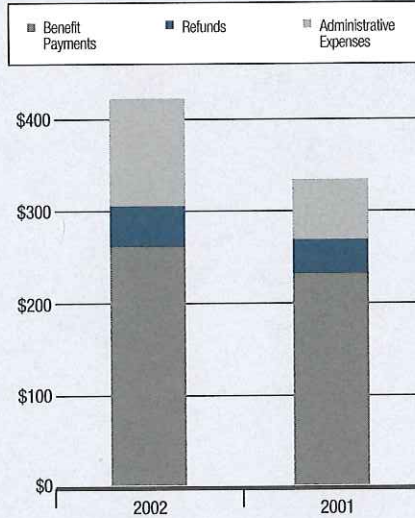
Fund Highlights

Prosecuting Attorneys' Retirement Fund

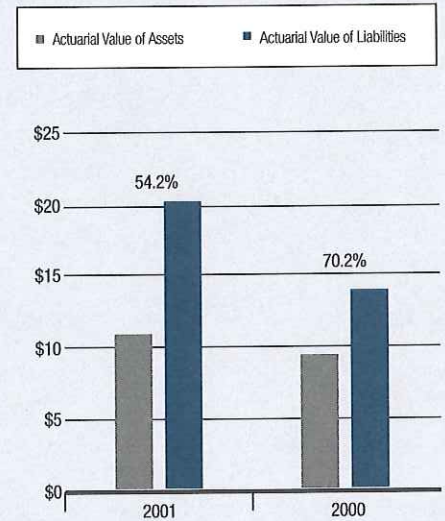
Additions by Source
(in thousands)



Deductions by Source
(in thousands)



Funding Progress
(in millions) (with funding ratios)



For fiscal year ended June 30,
(in thousands)

Additions by Source

	2002	2001
Member Contributions	\$ 803	\$ 843
Employer Contributions	436	275
Investment Income (loss)	(524)	(322)
Totals	715	796

For fiscal year ended June 30,
(in thousands)

Deductions by Source


	2002	2001
Benefit Payments	\$ 267	\$ 224
Refunds	49	32
Administrative Expenses	125	76
Totals	441	332


Actuarial study as of July 1,
(in millions)

Funding Progress

	2001	2000
Actuarial Value of Assets	\$ 11.07	\$ 9.78
Actuarial Value of Liabilities	20.42	13.94

Funding Ratios 54.2% 70.2%







FINANCIAL SECTION

INDEPENDENT AUDITORS' REPORT
27

MANAGEMENT'S DISCUSSION & ANALYSIS
28

FINANCIAL STATEMENTS
32

NOTES TO THE FINANCIAL STATEMENTS
36

REQUIRED SUPPLEMENTARY INFORMATION
48

OTHER SUPPLEMENTARY INFORMATION
51

2002 COMPREHENSIVE ANNUAL FINANCIAL REPORT

PUBLIC EMPLOYEES' RETIREMENT FUND OF INDIANA

Independent Auditors' Report


STATE OF INDIANA
 AN EQUAL OPPORTUNITY EMPLOYER

 STATE BOARD OF ACCOUNTS
 302 WEST WASHINGTON STREET
 ROOM E418
 INDIANAPOLIS, INDIANA 46204-2765

 Telephone: (317) 232-2513 Fax: (317) 232-4711
 Web Site: www.in.gov/sboa

TO: THE OFFICIALS OF PUBLIC EMPLOYEES' RETIREMENT FUND BOARD OF TRUSTEES

We have audited the accompanying basic financial statements of the Public Employees' Retirement Fund Board of Trustees (PERF), as of and for the year ended June 30, 2002. These basic financial statements are the responsibility of the Public Employees' Retirement Fund Board of Trustees' management. Our responsibility is to express an opinion on these financial statements based on our audit.

We conducted our audit in accordance with auditing standards generally accepted in the United States of America. Those standards require that we plan and perform the audit to obtain reasonable assurance about whether the basic financial statements are free of material misstatement. An audit includes examining, on a test basis, evidence supporting the amounts and disclosures in the financial statements. An audit also includes assessing the accounting principles used and significant estimates made by management, as well as evaluating the overall financial statement presentation. We believe that our audit provides a reasonable basis for our opinion.

As discussed in Note 1 to the financial statements, PERF has adopted Governmental Accounting Standards Board Statement No. 34, Basic Financial Statements—and Management's Discussion and Analysis—for State and Local Governments, as amended, for the year ended June 30, 2002.

In our opinion, the basic financial statements referred to above present fairly, in all material respects, the combined plan net assets of the fiduciary funds of the Public Employees' Retirement Fund Board of Trustees, as of June 30, 2002, and the changes in the combined plan net assets of the fiduciary funds for the year then ended, in conformity with accounting principles generally accepted in the United States of America.

The Management's Discussion and Analysis, Schedule of Funding Progress, Schedule of Employer Contributions, and the Notes to Required Supplemental Schedules are not a required part of the basic financial statements but are supplementary information required by the Governmental Accounting Standards Board. We have applied certain limited procedures, which consisted principally of inquires of management regarding the methods of measurement and presentation of the required supplementary information. However, we did not audit the information and express no opinion on it.

Our audit was conducted for the purpose of forming an opinion on the basic financial statements taken as a whole. The Introductory Section, Administrative Expenses, Investment Expenses, Contractual and Professional Service Expenses, Investment Section, Actuarial Section, and Statistical Section are presented for purposes of additional analysis and are not a required part of the basic financial statements. The Administrative Expenses, Investment Expenses, and Contractual and Professional Services Expenses have been subjected to auditing procedures applied in the audit of the financial statements and, in our opinion, are fairly stated in all material respects in relation to the basic financial statements taken as a whole. The Introductory Section, Investment Section, Actuarial Section, and Statistical Section have not been subjected to the auditing procedures applied in the audit of the basic financial statements and, accordingly, we express no opinion on them.

State Board of Accounts
 STATE BOARD OF ACCOUNTS

October 15, 2002

Management's Discussion & Analysis

This section presents management's discussion and analysis (MD&A) of the Public Employees' Retirement Fund of Indiana (PERF) financial statements for the year ended June 30, 2002. The MD&A is presented as a narrative overview and analysis in conjunction with the Letter of Transmittal included in the Introductory Section of the PERF Comprehensive Annual Financial Report. The MD&A should also be read in conjunction with the financial statements, the notes to the financial statements, and the supplementary information.

The following retirement plans are included in the PERF financial statements: Public Employees' Retirement Fund, Judges' Retirement System, Excise Police and Conservation Officers' Retirement Plan, 1977 Police Officers' and Firefighters' Pension and Disability Fund, Legislators' Defined Contribution Plan, Legislators' Defined Benefit Plan, and the Prosecuting Attorneys' Retirement Fund. Also included in the financial statements are other non-retirement funds managed by PERF, which include the Pension Relief Fund, which is accounted for as an Investment Trust Fund, and two Agency Funds, the Public Safety Officers' Special Death Benefit Fund and the State Employees' Death Benefit Fund. See the notes to the financial statements for descriptions of these plans.

Financial Highlights

- The net assets of PERF were \$10.1 billion as of June 30, 2002. Net assets of the retirement plans, which are held in trust to meet future benefit payments, were \$9.7 billion as of June 30, 2002. Net assets of the Pension Relief Fund, which are held in trust for pool participants were \$427 million as of the fiscal year end.
- The net assets of PERF decreased by \$496 million, or 4.7% from the prior year. The decrease was primarily due to adverse equity markets, resulting in lower investment values.
- Substantially all of the investments for the retirement funds administered by PERF are pooled in the Consolidated Retirement Investment Fund (CRIF). The CRIF rate of return on investments for the year was negative 4.5% on a market value basis, compared to last year's negative 2.5%, due primarily to the continued downturn in world equity markets.
- As of July 1, 2001, the date of the most recent actuarial valuation, the largest pension plan administered by PERF, the Public Employees' Retirement Fund, is actuarially funded at 105.0%, which is less than the 107.4% funded level as of July 1, 2000.
- The net assets of the Pension Relief Fund were \$427 million as of June 30, 2002 compared to \$523 million as of June 30, 2001. The decrease was due to a special distribution of funds to cities and towns, resulting in total distributions of \$197 million for the year ended June 30, 2002 compared to \$80 million for the year ended June 30, 2001.

Overview of the Financial Statements

This discussion and analysis is intended to serve as an introduction to PERF's financial statements. The financial section of the PERF Comprehensive Annual Financial Report is comprised of four components: 1) PERF's financial statements, 2) notes to the financial statements, 3) required supplementary information, and 4) other supplementary information. The information available in each of these sections is briefly summarized as follows:

1) Financial Statements

The statement of fiduciary net assets presents information on PERF's assets and liabilities and the resulting net assets held in trust for pension benefits and for pool participants. This statement reflects PERF's investments, at fair value, along with cash and short-term investments, receivables and other assets and liabilities. This statement indicates the net assets available to pay future pension benefits and gives a snapshot at a particular point in time. This statement also indicates the net assets held in trust for pool participants in the Pension Relief Fund, which are available for future distributions to cities and towns.

The statement of changes in fiduciary net assets presents information showing how PERF's net assets held in trust for pension benefits and for pool participants changed during the years ended June 30, 2002 and 2001. It reflects contributions by members and employers along with deductions for retirement benefits, refunds, Pension Relief Fund distributions, and administrative expenses. Investment income and losses during the period are also presented showing income from investing and securities lending activities.

2) Notes to the Financial Statements

The notes to the financial statements provide additional information that is essential to a full understanding of the data provided in PERF's financial statements.

3) Required Supplementary Information

The required supplementary information consists of a Schedule of Funding Progress and a Schedule of Employer Contributions and related notes concerning the funding status of the pension plans administered by PERF.

4) Other Supplementary Information

Other schedules include detailed information on administrative expenses incurred by PERF, as well as investment expenses, and contractual and professional services expenses incurred. These schedules are presented for the purpose of additional analysis.

Management's Discussion & Analysis

(continued)

Financial Analysis

Total assets of PERF were \$11.7 billion as of June 30, 2002 compared with \$12.6 billion as of June 30, 2001. The decrease in total assets was primarily due to investment losses during the year and a decrease in securities lending activity at year end.

Total liabilities were \$1.6 billion as of June 30, 2002 compared with \$2.0 billion as of June 30, 2001. The decrease in total liabilities was due to a decrease in securities lending activity compared to the prior year end.

A summary of PERF's Net Assets is presented below:

Net Assets (dollars in thousands)			
	June 30, 2002	June 30, 2001	% Change
Assets			
Cash and Cash Equivalents	\$ 679,025	\$ 471,079	44.1 %
Securities Lending Collateral	1,124,288	1,617,731	(30.5)
Receivables	315,852	299,409	5.5
Investments	9,580,261	10,179,156	(5.9)
Total Assets	11,699,426	12,567,375	(6.9)
Liabilities			
Securities Lending Collateral	1,124,288	1,617,731	(30.5)
Other Current Liabilities	475,836	354,355	34.3
Long-Term Liabilities	7,635	8,094	(5.7)
Total Liabilities	1,607,759	1,980,180	(18.8)
Total Net Assets	\$ 10,091,667	\$ 10,587,195	(4.7)%

As the above table shows, plan net assets were \$10.1 billion as of June 30, 2002 a decrease of \$496 million, or 4.7%, compared to the prior year, driven by the decrease in market value of investments and the special distribution made from the Pension Relief Fund during the year.

A summary of net assets by fund compared to the prior year is as follows:

Summary Of Net Assets By Fund (dollars in thousands)

	June 30, 2002	June 30, 2001	% Change
Public Employees' Retirement Fund	\$ 7,953,030	\$ 8,355,440	(4.8)%
Judges' Retirement System	112,484	112,231	0.2
Excise Police & Conservation Officers' Retirement Plan	34,780	36,304	(4.2)
1977 Police Officers' & Firefighters' Pension and Disability Fund	1,537,653	1,533,294	0.3
Prosecuting Attorneys' Retirement Fund	11,105	10,831	2.5
Legislators' Defined Benefit Plan	4,103	4,513	(9.1)
Legislators' Defined Contribution Plan	11,608	11,111	4.5
Pension Relief Fund	426,904	523,471	(18.4)
Total	\$ 10,091,667	\$ 10,587,195	(4.7)%

Substantially all of the investments for the retirement funds administered by PERF are pooled in the Consolidated Retirement Investment Fund (CRIF). The investments of the non-retirement funds administered by PERF are not included in the CRIF. The following table presents PERF's investment allocation in the CRIF compared to PERF's target investment allocation and the prior year allocation.

	June 30, 2002 Actual	June 30, 2002 Target	June 30, 2001 Actual
Fixed Income	39.6 %	38.0 %	41.7 %
Large Cap Equity	36.7	36.0	43.0
Mid Cap Equity	0	5.0	0
Small Cap Equity	10.3	8.0	9.2
International Equity	10.2	6.5	4.7
Global Equity	0.7	6.5	0
Cash	2.5	0	1.4
Total	100 %	100 %	100 %

The change in weightings between asset classes was driven by new target allocations, which were adopted by PERF during the year ended June 30, 2002. As a result, several investment manager searches were initiated. Upon completion of the manager searches and contract negotiations, new allocations including mid cap equity and global equity will be funded, bringing the CRIF investments closer to the targeted allocations. The target allocations above exclude alternative investments given the long time period expected until PERF is substantially committed and funded within this asset class. No alternative investments had been funded as of June 30, 2002. The target allocation for alternative investments is 5%.

Management's Discussion & Analysis

(continued)

A summary of the changes in net assets during the years ended June 30, 2002 and 2001 is presented below:

Changes In Net Assets (dollars in thousands)

	FY Ended June 30, 2002	FY Ended June 30, 2001	% Change
Additions			
Member Contributions	\$ 146,696	\$ 142,839	2.7 %
Employer Contributions	308,152	295,967	4.1
Contributions to Pension Relief Fund:			
From Cities and Towns	27,734	-	N/A
From the State of Indiana	68,028	68,134	(0.2)
Net Investment (Loss) Income	(462,739)	(293,234)	57.8
Transfers from Teachers' Retirement Fund	1,251	2,057	(39.2)
Other	459	395	16.2
Total Additions	89,581	216,158	(58.6)
Deductions			
Benefits	338,714	322,411	5.1
Refunds	31,395	30,929	1.5
Transfers to Teachers' Retirement Fund	1,254	2,415	(48.1)
Pension Relief Distributions	196,579	79,735	146.5
Administrative Expenses	17,167	9,980	72.0
Total Deductions	585,109	445,470	31.3
Increase (Decrease) in Net Assets	(495,528)	(229,312)	116.1
Change in Net Assets Held in Trust for:			
Pension Benefits	(398,961)	(235,281)	69.6
Pool Participants	(96,567)	5,969	N/A

Additions

Additions needed to fund benefits are accumulated through contributions from members and employers and returns on invested funds. Member contributions for the year ended June 30, 2002 totaled \$146.7 million. This represents an increase of \$3.9 million or 2.7% compared to the prior year. Employer contributions were \$308.2 million, an increase of \$12.2 million or 4.1%.

During the fiscal year, cities and towns were permitted to defer receiving their earmarked relief payments from the Pension Relief Fund. The deferred amounts remain invested in the Fund and are available to those cities and towns at their request. Cities and towns deferred \$27.7 million during the fiscal year ended June 30, 2002. The deferred amounts are included in the pension relief distributions from the Fund and are also recorded as contributions to the Fund from cities and towns. The State of Indiana also made contributions to the Pension Relief Fund. These contributions totaled \$68.0 million and \$68.1 million in the fiscal years ended June 30, 2002 and 2001, respectively.

PERF recognized a net investment loss of \$462.7 million for the year ended June 30, 2002 compared to a net investment loss of \$293.2 million in the prior year. The higher investment losses were primarily due to the continued adverse equity markets, which resulted in a loss of 18.1% on PERF's domestic large cap equity investments in the CRIF. This is compared to a loss of 18.0% for the S&P 500 index during the year. Investment losses on equities were partially offset by PERF's fixed income portfolio in the CRIF, which achieved investment income of 7.9% for the year ended June 30, 2002. The total rate of return on the CRIF was a negative 4.5% compared to a negative 2.5% in the prior year.

Management's Discussion & Analysis

(continued)

Deductions

The deductions from PERF's net assets held in trust for pension benefits include primarily retirement, disability, and survivor benefits, refunds of contributions to former members, and administrative expenses. For the year ended June 30, 2002, benefits amounted to \$338.7 million, an increase of \$16.3 million or 5.1% from the prior year. The increase in benefits was due to an increase both in the number of retirees and the average benefit paid. Refunds to former members were \$31.4 million, which represents an increase of 1.5% over the prior year.

Administrative expenses were \$17.2 million, an increase of \$7.2 million compared to the prior year. The increase was substantially driven by the costs associated with the implementation of a new information technology system and other technology initiatives, including the conversion of historical member records to electronic images to be used in the new information system. The costs related to the new information system were approximately \$9.0 million for the fiscal year.

Pension Relief Fund distributions were \$196.6 million for the year ended June 30, 2002 compared to \$79.7 million during the prior year. The increase was due to a change from making pension relief distributions to cities and towns in arrears, based on their benefit payments in the prior year, to making the distributions in the current year, based on their estimated benefit payments. This change to a current year payment schedule resulted in making two annual distributions during the fiscal year ended June 30, 2002, generating additional distributions of approximately \$90.2 million. In addition, if a municipality did not receive at least 50% in relief for the pension payments the unit made during 1998, 1999, or 2000, a make up payment for the balance up to 50% was paid to the municipality from the Pension Relief Fund. This resulted in additional pension relief distributions to cities and towns of \$17.6 million during the fiscal year ended June 30, 2002.

Historical Trends

A pension fund is well funded when it has enough money in reserve to meet all expected future obligations to participants. The funded ratios of the defined benefit pension plans administered by PERF as of the latest actual valuations were as follows:

	July 1, 2001	July 1, 2000
Public Employees' Retirement Fund	105.0 %	107.4 %
Judges' Retirement System	61.0	56.9
Excise Police & Conservation Officers' Retirement Plan	71.0	74.3
Prosecuting Attorneys' Retirement Fund	54.2	70.2
Legislators' Defined Benefit Plan	84.7	83.6
	January 1, 2001	January 1, 2000
1977 Police Officers' & Firefighters' Pension and Disability Fund	92.0	92.2

An analysis of the funding progress, employer contributions, and a discussion of actuarial assumptions and methods is set forth in the required supplementary information section of the financial statements.

The decrease in the funded ratio of the Prosecuting Attorneys' Retirement Fund was driven by a change in the benefit formula which resulted in a higher actuarial accrued liability.

Combined Statement of Fiduciary Net Assets

As of June 30, 2002 (with Comparative Totals as of June 30, 2001)

	Pension Trust Funds				
	Public Employees' Retirement Fund	Judges' Retirement System	Excise Police and Conservation Officers' Retirement Plan	1977 Police Officers' and Firefighters' Pension and Disability Fund	Prosecuting Attorneys' Retirement Fund
<i>(Dollars in Thousands)</i>					
Assets					
Cash and Cash Equivalents	\$ 550,156	\$ 9,374	\$ 2,467	\$ 109,866	\$ 799
Securities Lending Collateral	783,083	11,126	3,495	150,536	1,119
Receivables:					
Contributions	65,485	84	110	31,812	46
Interest & Dividends	38,738	561	176	7,587	56
Investment Sales	118,148	1,719	540	23,261	173
Member Loans	-	-	-	-	-
Due From Teachers' Retirement Fund	6,461	-	-	-	-
Due From Other Funds	6,276	-	-	-	-
Due From Lottery Commission	-	-	-	-	-
Total Receivables:	<u>235,108</u>	<u>2,364</u>	<u>826</u>	<u>62,660</u>	<u>275</u>
Investments:					
U.S. Treasury and Agency Obligations	952,634	13,863	4,355	187,577	1,394
Corporate Bonds and Notes	1,059,211	15,471	4,860	209,335	1,556
Common Stock	3,752,778	51,244	16,097	693,358	5,153
International Stock	788,525	11,591	3,641	156,838	1,165
Foreign Bonds	67,329	976	306	13,203	98
Mortgage Securities	928,458	13,484	4,236	182,451	1,356
Real Estate Investments	5,744	-	-	-	-
Total Investments:	<u>7,554,679</u>	<u>106,629</u>	<u>33,495</u>	<u>1,442,762</u>	<u>10,722</u>
Total Assets	<u>9,123,026</u>	<u>129,493</u>	<u>40,283</u>	<u>1,765,824</u>	<u>12,915</u>
Liabilities					
Accounts Payable	9,144	-	-	-	-
Salaries and Benefits Payable	225	-	-	-	-
Death Benefits Payable	-	-	-	-	-
Investment Purchases Payable	373,157	5,483	1,722	74,195	551
Securities Lending Collateral	783,083	11,126	3,495	150,536	1,119
Due To Teachers' Retirement Fund	4,217	-	-	-	-
Due To Other Funds	15	400	286	3,440	140
Total Current Liabilities	<u>1,169,841</u>	<u>17,009</u>	<u>5,503</u>	<u>228,171</u>	<u>1,810</u>
Future Death Benefits	-	-	-	-	-
Compensated Absences Liability-Long Term	155	-	-	-	-
Total Liabilities	<u>1,169,996</u>	<u>17,009</u>	<u>5,503</u>	<u>228,171</u>	<u>1,810</u>
Net Assets Held in Trust For:					
Pension Benefits	7,953,030	112,484	34,780	1,537,653	11,105
(See Schedule of Funding Progress on page 48)					
Pool Participants	-	-	-	-	-
Total Net Assets	<u>\$ 7,953,030</u>	<u>\$ 112,484</u>	<u>\$ 34,780</u>	<u>\$ 1,537,653</u>	<u>\$ 11,105</u>

The accompanying notes are an integral part of these financial statements.

Legislators' Retirement System		Investment Trust Fund	Agency Funds		2002 Totals	2001 Totals
Defined Benefit Plan	Defined Contribution Plan	Pension Relief Fund	Public Safety Officers' Death Benefit Fund	State Employees' Death Benefit Fund		
\$ 294	\$ 1,155	\$ 4,666	\$ 86	\$ 162	\$ 679,025	\$ 471,079
428	1,198	171,021	1,043	1,239	1,124,288	1,617,731
-	-	-	-	-	97,537	90,346
22	54	5,376	24	53	52,647	58,087
66	144	753	-	58	144,862	132,224
-	536	-	-	-	536	-
-	-	-	-	-	6,461	5,404
-	19	-	-	14	6,309	5,848
-	-	7,500	-	-	7,500	7,500
<u>88</u>	<u>753</u>	<u>13,629</u>	<u>24</u>	<u>125</u>	<u>315,852</u>	<u>299,409</u>
534	1,337	185,487	759	1,458	1,349,398	1,485,120
596	1,381	123,669	1,012	2,149	1,419,240	1,601,308
1,973	5,571	74,565	-	-	4,600,739	5,402,361
446	948	-	-	-	963,154	455,266
38	102	24,977	-	-	107,029	128,898
519	1,353	1,070	541	1,489	1,134,957	1,100,671
-	-	-	-	-	5,744	5,532
<u>4,106</u>	<u>10,692</u>	<u>409,768</u>	<u>2,312</u>	<u>5,096</u>	<u>9,580,261</u>	<u>10,179,156</u>
<u>4,916</u>	<u>13,798</u>	<u>599,084</u>	<u>3,465</u>	<u>6,622</u>	<u>11,699,426</u>	<u>12,567,375</u>
-	-	-	-	-	9,144	5,212
-	-	-	-	-	225	154
-	-	150	-	-	150	200
212	425	-	-	46	455,791	337,383
428	1,198	171,021	1,043	1,239	1,124,288	1,617,731
-	-	-	-	-	4,217	5,558
<u>173</u>	<u>567</u>	<u>1,009</u>	<u>113</u>	<u>166</u>	<u>6,309</u>	<u>5,848</u>
813	2,190	172,180	1,156	1,451	1,600,124	1,972,086
-	-	-	2,309	5,171	7,480	7,845
-	-	-	-	-	155	249
<u>813</u>	<u>2,190</u>	<u>172,180</u>	<u>3,465</u>	<u>6,622</u>	<u>1,607,759</u>	<u>1,980,180</u>
4,103	11,608	-	-	-	9,664,763	10,063,724
-	-	426,904	-	-	426,904	523,471
<u>\$ 4,103</u>	<u>\$ 11,608</u>	<u>\$ 426,904</u>	<u>\$ -</u>	<u>\$ -</u>	<u>\$ 10,091,667</u>	<u>\$ 10,587,195</u>

Combined Statement of Changes in Fiduciary Net Assets

For the Year Ended June 30, 2002 (with Comparative Totals for the Year Ended June 30, 2001)

	Pension Trust Funds				
	Public Employees' Retirement Fund	Judges' Retirement System	Excise Police and Conservation Officers' Retirement Plan	1977 Police Officers' and Firefighters' Pension and Disability Fund	Prosecuting Attorneys' Retirement Fund
<i>(Dollars in Thousands)</i>					
Additions					
Retirement Contributions:					
Members	\$ 119,377	\$ 1,515	\$ 69	\$ 23,840	\$ 803
Employers	208,020	12,543	1,904	85,062	436
Contributions from Cities and Towns	-	-	-	-	-
Contributions from State of Indiana:					
Cigarette Tax	-	-	-	-	-
Alcohol Tax	-	-	-	-	-
Lottery Fees	-	-	-	-	-
Total Contributions	327,397	14,058	1,973	108,902	1,239
Investment Income:					
Investment (Loss) Income	(379,975)	(5,083)	(1,650)	(68,949)	(512)
Securities Lending Income	27,184	385	121	5,122	37
Less Investment Expense:					
Securities Lending Expenses	(24,593)	(349)	(110)	(4,633)	(34)
Other Investment Expenses	(11,902)	(151)	(48)	(2,049)	(15)
Net Investment (Loss) Income	(389,286)	(5,198)	(1,687)	(70,509)	(524)
Other Additions:					
Transfers from Teachers' Retirement Fund	1,251	-	-	-	-
Late Fees and Miscellaneous Income	446	-	-	13	-
Total Other Additions	1,697	-	-	13	-
Total Additions	(60,192)	8,860	286	38,406	715
Deductions					
Pension Benefits	282,294	8,176	1,523	17,807	267
Disability Benefits	14,999	179	48	8,359	-
Survivor Benefits	-	-	-	4,282	-
Funeral Benefits	-	-	-	99	-
Refunds of Contributions and Interest	29,104	2	-	2,091	49
Transfers to Teachers' Retirement Fund	1,254	-	-	-	-
Pension Relief Distributions	-	-	-	-	-
Administrative Expenses	14,567	250	239	1,409	125
Total Deductions	342,218	8,607	1,810	34,047	441
Change in Net Assets Held in Trust for:					
Pension Benefits	(402,410)	253	(1,524)	4,359	274
Pool Participants	-	-	-	-	-
Net Assets Beginning of Year	8,355,440	112,231	36,304	1,533,294	10,831
Net Assets End of Year	\$ 7,953,030	\$ 112,484	\$ 34,780	\$ 1,537,653	\$ 11,105

The accompanying notes are an integral part of these financial statements.

Legislators' Retirement System		Investment Trust Fund		
Defined Benefit Plan	Defined Contribution Plan	Pension Relief Fund	2002 Totals	2001 Totals
\$ -	\$ 1,092	\$ -	\$ 146,696	\$ 142,839
187	-	-	308,152	295,967
-	-	27,734	27,734	-
-	-	35,937	35,937	35,368
-	-	2,091	2,091	2,766
-	-	30,000	30,000	30,000
<u>187</u>	<u>1,092</u>	<u>95,762</u>	<u>550,610</u>	<u>506,940</u>
(212)	(448)	5,189	(451,640)	(283,770)
14	32	6,022	38,917	82,216
(13)	(30)	(5,499)	(35,261)	(78,746)
(22)	-	(568)	(14,755)	(12,934)
<u>(233)</u>	<u>(446)</u>	<u>5,144</u>	<u>(462,739)</u>	<u>(293,234)</u>
-	-	-	1,251	2,057
-	-	-	459	395
-	-	-	1,710	2,452
<u>(46)</u>	<u>646</u>	<u>100,906</u>	<u>89,581</u>	<u>216,158</u>
231	-	-	310,298	296,018
-	-	-	23,585	21,634
-	-	450	4,732	4,603
-	-	-	99	156
-	149	-	31,395	30,929
-	-	-	1,254	2,415
-	-	196,579	196,579	79,735
133	-	444	17,167	9,980
<u>364</u>	<u>149</u>	<u>197,473</u>	<u>585,109</u>	<u>445,470</u>
(410)	497	-	(398,961)	(235,281)
-	-	(96,567)	(96,567)	5,969
<u>4,513</u>	<u>11,111</u>	<u>523,471</u>	<u>10,587,195</u>	<u>10,816,507</u>
<u>\$ 4,103</u>	<u>\$ 11,608</u>	<u>\$ 426,904</u>	<u>\$ 10,091,667</u>	<u>\$ 10,587,195</u>

Notes to the Financial Statements

June 30, 2002

Note 1. Summary of Significant Accounting Policies

The following are the significant accounting policies followed by The Public Employees' Retirement Fund of Indiana Board of Trustees (PERF):

(A) Reporting Entity

The Public Employees' Retirement Fund of Indiana Board of Trustees is an independent body corporate and politic exercising essential government functions. The financial statements presented in this report present only those funds that the PERF Board has responsibility for and are not intended to present the financial position or results of operations of the State of Indiana or all of the retirement and benefit plans administered by the State. Although PERF is not a state agency, it is a component unit of the State of Indiana for financial statement reporting purposes.

The following funds are included in the financial statements: Public Employees' Retirement Fund, Judges' Retirement System, Excise Police and Conservation Enforcement Officers' Retirement Plan, 1977 Police Officers' and Firefighters' Pension and Disability Fund, Legislators' Defined Contribution Plan, Legislators' Defined Benefit Plan, Prosecuting Attorneys' Retirement Fund, Pension Relief Fund, Public Safety Officers' Special Death Benefit Fund, and the State Employees' Death Benefit Fund. See Notes 2 and 3 for descriptions of these funds.

(B) Basis of Presentation

The financial statements of PERF have been prepared using fund accounting in conformity with generally accepted accounting principles (GAAP) as applied to government units. The Governmental Accounting Standards Board (GASB) is the accepted standards setting body for established governmental accounting and financial reporting principles. GASB Statement 25 has been implemented for the defined benefit pension plans.

In June of 1999, the GASB issued Statement No. 34 (the "Statement") *Basic Financial Statements – and Management's Discussion and Analysis – for State and Local Governments*. This Statement establishes financial reporting standards for state and local governments. The requirements of this Statement are effective for periods beginning after June 15, 2001, in three phases based on a government's total annual revenues in the first fiscal year ending after June 15, 1999. This Statement has no impact on PERF's net assets, but does require certain changes to the presentation of the financial statements and additional disclosures. With these financial statements, PERF is implementing these changes and, accordingly, has included Management's Discussion and Analysis as required by the Statement.

(C) Fund Accounting

PERF uses funds to report on its financial position and the results of its operations. Fund accounting is designed to demonstrate legal compliance and to aid financial management by segregating transactions related to certain governmental functions or activities.

The PERF Board administers seven pension trust funds. In addition, the PERF Board also administers the Pension Relief Fund, which is accounted for as an investment trust fund, and two death benefit funds, accounted for as agency funds. For descriptions of these funds see Notes 2 and 3. The PERF Board also has general fund accounts on the Auditor of State's accounting system. These are used to transfer general fund appropriations to certain funds. The accounts themselves are not included in these financial statements but the appropriations are included as contributions in the funds for which the appropriations were made.

Fiduciary funds, including pension trust, investment trust, and agency funds, account for assets held by the government in a trustee capacity or as an agent on behalf of others. The pension trust and investment trust funds are accounted for on the flow of economic resources measurement focus and the accrual basis of accounting.

The agency funds are custodial in nature and do not measure the results of operations. Assets and liabilities are recorded using the accrual basis of accounting.

(D) Basis of Accounting

The records of PERF are maintained on a cash basis. The accrual basis is used for financial statement reporting purposes.

Contributions are considered due when the related payroll is issued by the employer. Employers are not required to submit the contributions until the month following the end of the quarter. The estimates for contributions receivable at year end for each of the retirement funds were determined on the basis that best represents that fund's receivable. The different bases include actual third quarter contributions received during the quarter ended June 30, 2002, actual contributions received in July for workdays in June, or a combination of the two. Legislators receive the majority of their pay in January and February and the contributions are transferred on the pay dates. Therefore, no receivable is established for the legislators' retirement funds.

Payables and liabilities are not maintained on the accounting records, but are calculated or estimated for financial statement reporting purposes based on the date they were incurred.

(E) Administrative Expenses

A budget for the administrative expenses of PERF is prepared and is approved by the Board of Trustees. Administrative expenses are paid from investment earnings.

The Public Employees' Retirement Fund (PERF Fund) pays the administrative expenses of all the funds. Records of the expenses are maintained and at June 30 a receivable is established on the PERF Fund's financial statements and a payable on the other funds' statements for the amount due to the PERF Fund for the other funds' administrative expenses. The Legislators' Defined Contribution Plan is not provided funds or a method to pay administrative expenses. Therefore, the Legislators' Defined Benefit Plan covers the administrative costs of both funds.

Notes to the Financial Statements

June 30, 2002
(continued)

(F) Deposits and Investments

The Treasurer of State acts as the official custodian of the cash and securities of the funds, except for securities held by banks or trust companies under custodial agreements with PERF. The Board of Trustees contract with investment counsel, trust companies, or banks to assist PERF in its investment program. The Board is required to diversify investments in accordance with prudent investment standards. Investment guidelines, issued by the Board, contain limits and goals for each type of investment portfolio and specify prohibited transactions. The investment guidelines authorize investments of: U.S. Treasury and Agency obligations, U.S. Government Securities, corporate bonds, notes and debentures, common stocks, repurchase agreements secured by U.S. Treasury obligations, mortgage securities, commercial paper, banker's acceptances, and other such investments. In addition, the Board has approved an allocation to fund alternative investments.

(G) Method Used to Value Investments

Investments of PERF are reported at fair value. Short-term investments are reported at cost, which approximates fair value. Securities traded on a national or international exchange are valued at the last reported sales price at current exchange rates. Mortgages are valued on the basis of future principal and interest payments, and are discounted at prevailing interest rates for similar instruments. Investments that do not have an established market are reported at estimated fair value. The buildings purchased as investments by the Public Employees' Retirement Fund (PERF Fund) are reported at cost, as there has not been a recent independent appraisal. The buildings are immaterial to the total investments of PERF.

(H) Investment Unit Trust Accounting

In order to provide a consolidated rate of return for the pension funds, and effectively invest in a diversified manner, the Board of Trustees directed that investment unit trust accounting be implemented and that the investments be commingled as allowed by State statutes. Unit trust accounting involved assigning units to each fund based on the share of the fund's investment fair value to the total fair value of the consolidated investments. The custodian bank prepares consolidated bank statements and fund statements that show the unit trust accounting activity. Investment earnings and appreciation increase the per unit value of all participating funds. Deposits and withdrawals for each fund change the number of units held by each fund. These changes are recorded at the unit value on the transaction date. Investment earnings or losses and fees for the total consolidated fund are allocated to each of the pension funds on a monthly basis using the pro rata fair value share at month end.

The Consolidated Retirement Investment Fund (CRIF) is an internal investment pool as defined by GASB. It is comprised of investment bank accounts that are maintained individually for each of the contracted investment managers. The CRIF included all investments and transactions of the pension funds, except for the PERF Fund members' annuity savings accounts directed outside

the guaranteed fund, the real estate investments and two short-term investment accounts for building maintenance and checking. The Legislators' Defined Contribution Plan members' account balances directed to the consolidated fund option are also included in the CRIF. The non-retirement funds administered by PERF are not included in the CRIF.

In accordance with GASB criteria for internal investment pools, the assets and liabilities of the CRIF were allocated pro rata to each of the retirement funds within the pool. This includes cash equivalents, securities lending collateral, accounts receivable and payable to brokers, accrued interest, and the investment holdings. The financial statements recognize the investment purchases and sales on the trade date as required by GASB.

The PERF Fund members' annuity savings accounts and the Legislators' Defined Contribution Plan members' accounts directed to the bond fund, small cap stock fund, S&P 500 Index stock fund, and international stock fund were included with those portfolios maintained for the consolidated fund investments. The unit trust method is used to separately account for the transactions and balances owned by the CRIF and those owned by the PERF Fund members' annuity savings accounts and the Legislators' Defined Contribution Plan members' accounts. This was also implemented and accounted for through the custodian bank.

(I) Real Estate Investment

PERF does not recognize depreciation on the buildings owned at 125 and 143 West Market Street, Indianapolis, or the fixed assets relating to the buildings' operations, as they were purchased for investment purposes.

(J) Equipment

Equipment with a cost of \$20,000 or more is capitalized at the original cost and depreciation is recognized in the Administrative Expenses. Depreciation is computed on the straight-line method over the estimated ten-year life of all assets. In the prior year, equipment with a cost of \$5,000 or more was capitalized. As a result of changing the policy to \$20,000, the prior year has been restated, which reduced the net assets as of June 30, 2001 by \$45,000. PERF had no capitalized equipment as of June 30, 2002.

(K) Due From Lottery Commission

This receivable is based on Indiana Code (IC) 4-30-16-3(a)(2) that requires the Lottery Commission to transfer to the Treasurer of State, for deposit into the Pension Relief Fund, \$7,500,000 of the surplus revenue before the last business day of January, April, July, and October.

(L) Inventories

Inventories of consumable supplies are not recognized on the balance sheet since they are considered immaterial. Purchases of consumable supplies are recognized as expenses at the time of purchase.

Notes to the Financial Statements

June 30, 2002
(continued)

(M) Reserves and Designations

The following are the legally required reserves and other designations of fund equity:

1. Member Reserve - The member reserve represents member contributions made by or on behalf of the members plus any interest distributions, less amounts refunded or transferred to the Benefits in Force reserve for retirement, disability, or other benefit. For the PERF Fund, this reserve is the members' annuity savings accounts. Member Reserves are fully funded.
2. Employer Reserve - This reserve consists of the accumulated employer contributions plus earnings distributions less transfers made to the benefits in force reserve of the actuarial pension cost.
3. Benefits in Force - This reserve represents the actuarially determined present value of future benefits for all members who are currently retired or disabled. The accumulated contributions of the members are transferred to the reserve

upon retirement or disability. The remainder of the actuarial pension cost is transferred from the employer reserve to fund the benefits. The reserve is fully funded based on the last actuarial valuation.

4. Undistributed Investment Income Reserve - This reserve was credited with all investment earnings. Interest transfers have been made annually to the other reserves as allowed or required by the individual funds' statutes. The transfers are at rates established by the Board of Trustees, statutes, or in amounts that equal all investment earnings on a cash basis of accounting, depending on the statutes of the individual funds.
5. Unreserved - This reserve represents the unfunded actuarial accrued liability for non-retired participants, determined by the fund's actuary, as of the date of the last valuation. (A positive number represents that the fund is fully funded.)

The following are the balances of the reserves and designations of fund equity:

<i>(Dollars in Thousands)</i>	Member Reserve	Employer Reserve	Benefits In Force	Undistributed Income	Unreserved Fund Balance
Public Employees' Retirement Fund	\$ 1,886,124	\$ 5,240,686	\$ 2,547,391	\$ (2,138,803)	\$ 417,632
1977 and 1985 Judges' Retirement System	16,892	78,001	91,161	-	(73,570)
Excise Police & Conservation Enforcement Officers' Retirement Plan	3,102	27,767	18,758	256	(15,103)
1977 Police Officers' and Firefighters' Pension and Disability Fund	284,088	1,009,702	370,611	2,515	(129,263)
Legislators' Retirement System-					
Defined Benefit Plan	N/A	2,746	2,200	-	(843)
Defined Contribution Plan	11,608	N/A	N/A	N/A	N/A
Prosecuting Attorneys' Retirement Fund	9,361	8,925	2,054	110	(9,345)

Notes to the Financial Statements

June 30, 2002

(continued)

(N) *Compensated Absences*

PERF's full-time employees are permitted to accumulate earned but unused vacation and sick pay benefits. Vacation leave accumulates at the rate of one day per month and sick leave at the rate of one day every two months plus an extra day every four months. Bonus vacation days are awarded upon completion of five, ten and twenty years of employment with the State of Indiana. Personal leave days are earned at the rate of one day every four months; any personal leave accumulated in excess of three days automatically becomes part of the sick leave balance. Upon separation from service, employees in good standing will be paid for a maximum of thirty unused vacation leave days.

No liability is reported for unpaid accumulated sick leave. Vacation and personal leave and the salary-related payments that are expected to be liquidated are reported as Compensated Absences Liability.

(O) *Reclassifications*

Certain reclassifications have been made to the prior year's amounts to conform to classifications adopted in the current year.

(P) *Use of Estimates*

The preparation of financial statements in conformity with accounting principles generally accepted in the United States of America requires management to make estimates and assumptions that affect the reported amounts and disclosures in the financial statements. Actual results could differ from those estimates.

Note 2. Retirement Plans

The following is a brief description of each of the retirement funds and plans:

(A) *Public Employees' Retirement Fund*

The Public Employees' Retirement Fund (PERF Fund) is an agent multiple-employer public employee retirement system and a defined benefit plan that acts as a common investment and administrative agent for units of state and local governments in Indiana.

Established by the Indiana Legislature in 1945 and governed by IC 5-10.2 and IC 5-10.3, this trust fund provides a retirement program for most officers and employees of the State of Indiana who are not eligible for another program.

The fund also covers many officers and employees of municipalities of the State, including counties, cities, towns, townships and school corporations. The political subdivisions become participants by ordinance or resolution of the governing body, which specifies the classifications of employees who will become members of the fund, and is filed with and approved by the PERF Board of Trustees. In order to be a member, employees hired after June 30, 1982 must occupy positions normally requiring performance of service of one thousand hours during a year. School corporation employees, however, as well as those hired before July 1, 1982 must occupy positions requiring service of six hundred hours during a year.

At June 30, 2002, the number of participating political subdivisions was 1,043. The PERF Fund membership at July 1, 2001 consisted of:

Retirees, disabilitants, and beneficiaries receiving benefits	50,769
Terminated employees entitled to benefits but not yet receiving them	10,323
Active employees: vested and non-vested	<u>145,019</u>
Total	<u>206,111</u>
Total covered payroll (in thousands)	<u>\$ 3,587,080</u>

The PERF Fund retirement benefit consists of the sum of a defined pension benefit provided by employer contributions plus the amount credited to the member's annuity savings account. The mandatory employer contribution is a percentage of payroll, determined by PERF's actuary, necessary to fund the pension benefit in accordance with IC 5-10.2-2-11. The annuity savings account consists of the member's contributions, set by statute at three percent of compensation, plus the interest credited to the member's account. The employer may elect to make the contributions on behalf of the member. In addition, members may elect to make additional voluntary post-tax contributions of up to 10% of their compensation into their annuity savings account.

At retirement, a member may choose to receive a lump sum payment of the amount credited to the member's annuity savings account instead of receiving the amount as an annuity. The annuity savings account may be withdrawn at any time should a member terminate employment prior to retirement. Withdrawal of the annuity savings account prior to retirement results in forfeiture of the related pension benefit. All benefits vest after ten years of creditable service. The vesting period is eight years for certain elected county officials. When benefit rights are vested, members may retain them even if they withdraw from active service before normal retirement age.

Notes to the Financial Statements

June 30, 2002
(continued)

A member who has reached age sixty-five and has at least ten years of creditable service is eligible for normal retirement and, as such, is entitled to one hundred percent of the pension benefit component. In addition, a member who has reached age sixty and has at least fifteen years of creditable service is eligible for full pension benefits. This annual pension benefit is equal to 1.1 percent times the average annual compensation times the number of years of PERF covered employment. The average annual compensation in this calculation is an average of the member's highest twenty calendar quarters' salaries during PERF covered employment. Member contributions paid by the employer on behalf of the member and severance pay up to \$2,000 are included as part of the member's salary.

A member who has reached at least age fifty and has fifteen years of creditable service is eligible for early retirement with a reduced pension, ranging from forty-four percent to ninety-nine percent of the pension benefit described above. However, a member who is at least fifty-five years old and the member's age plus number of years of PERF covered employment is at least eighty-five is entitled to 100 percent of the benefits as defined in the preceding paragraph.

The PERF Fund also provides disability and survivor benefits. A member who has at least five years of creditable service and becomes disabled while in active service may retire for the duration of the disability if the member has qualified for Social Security disability benefits and has furnished proof of the qualification. The disability benefit is calculated the same as that for a normal retirement without reduction for early retirement. Upon the death in service of the member with fifteen or more years of creditable service, a survivor benefit may be paid to the spouse or designated dependent beneficiary. This payment is equal to the benefit which would have been payable to a beneficiary if the member had retired at age fifty or at his death, whichever is later, under an effective election of the joint and survivor option available for retirement benefits.

(B) Judges' Retirement System

The Judges' Retirement System is a single employer public employee retirement system and a defined benefit plan, established by the Acts of 1953, Chapter 157, as amended, and is governed by IC 33-13-8. Coverage is for any person who has served, is serving, or shall serve as a regular judge of the Supreme Court of the State of Indiana, Circuit Court of any Judicial Circuit, Indiana Tax Court, or County Courts including: Circuit, Superior, Criminal, Probate, Juvenile, Municipal and County Court. IC 33-13-10.1 applies to judges beginning service after August 31, 1985.

Retirement, permanent disability, and death benefits are provided by the Judges' Retirement System. Retirement benefits vest after eight years of creditable service. Judges who retire at or after age sixty-five with eight years of creditable service are entitled to an annual retirement annuity, payable monthly for life, in an amount calculated in accordance with statutes.

A reduced amount is paid for early retirements that may be selected upon attainment of age sixty-two. There is no vesting

requirement for permanent disability benefits. Surviving spouses or dependent children are entitled to benefits for life, or until attainment of age eighteen, if the participant had qualified to receive a retirement or disability annuity or had completed at least eight years of service and was in service as a judge.

At July 1, 2001, the Judges' Retirement System membership consisted of:

Retirees, disabilitants, and beneficiaries receiving benefits	242
Terminated employees entitled to benefits but not yet receiving them	14
Active employees: vested and non-vested	<u>328</u>
Total	<u>584</u>
Total covered payroll (in thousands)	<u>\$ 29,748</u>

Member contributions are established by statute at six percent of total statutory compensation and are deducted from the member's salary or paid by the employer, and remitted by the Auditor of State or County Auditor. However, no contribution is required and no such amounts shall be paid on behalf of any participant for more than twenty-two years. If a member terminates employment prior to being eligible for monthly benefits, he may receive a refund of the member contributions.

Employer contributions are determined by the Indiana General Assembly as biennial appropriations from the State's General Fund. Indiana Code 33-13-8-16(a)(1) provides that this appropriation only include sufficient funds to cover the aggregate liability of the fund for benefits to the end of the biennium, on an actuarially funded basis. The statutes also provide for remittance of docket fees and court fees. These are considered employer contributions.

(C) Excise Police and Conservation Enforcement Officers' Retirement Plan

The Excise Police and Conservation Enforcement Officers' Retirement Plan (E&C) was created by Public Law 1, Acts of 1972 and is controlled by IC 5-10-5.5 as amended. The retirement fund is a single employer defined benefit plan. The retirement fund is for employees of the Indiana Department of Natural Resources and the Indiana Alcohol and Tobacco Commission who are engaged exclusively in the performance of law enforcement duties.

The E&C Plan provides retirement, disability, and survivor benefits. Retirement and survivor benefits vest after fifteen years of creditable service. Each participant is required to retire on or before the first day of the month following the participant's sixtieth birthday. A participant who is at least fifty-five years of age and the sum of the participant's years of creditable service and age in years equals at least eighty-five may retire and become eligible for benefits. A step rate benefits formula specified by statute is used to calculate benefits that are payable monthly for life. A reduced benefit is provided for early retirements that are elected upon attainment of age forty-five with fifteen years of creditable service.

Notes to the Financial Statements

June 30, 2002
(continued)

Surviving parents or the spouse are entitled to benefits for life generally equal to fifty percent of the amount the participant would have received if retired. Surviving unmarried children are entitled to benefits equal to their proportionate share of the amount the participant would have received if retired. This benefit will continue until the child reaches eighteen years of age or marries.

There is no vesting requirement for entitlement to the plan's permanent and temporary disability benefits. The benefit amount is greater if the disability arose in the line of duty. The benefit is based upon the participant's monthly salary times the degree of impairment as determined by the disability medical panel, established in accordance with statute.

Members are required by statute to contribute three percent of the first \$8,500 of their annual salary to the fund. If a member leaves covered employment or dies before fifteen years of credited service, accumulated member contributions plus interest, as credited by the Board of Trustees, are refunded to the member, designated beneficiary, or the member's estate. The State of Indiana, as the employer, is required by statute to contribute the remaining amount necessary to actuarially finance the coverage.

At July 1, 2001 the E&C Plan's membership consisted of:

Retirees, disabilitants, and beneficiaries receiving benefits	122
Terminated employees entitled to benefits but not yet receiving them	—
Active employees: vested and non-vested	255
Total	<u>377</u>
Total covered payroll (in thousands)	<u>\$ 12,486</u>

(D) 1977 Police Officers' and Firefighters' Pension and Disability Fund

The 1977 Police Officers' and Firefighters' Pension and Disability Fund (1977 Fund) is a defined benefit, multiple-employer, cost sharing public employee retirement system. The fund was established in 1977 by IC 36-8-8 to provide coverage to full-time sworn officers of a police force of an Indiana city or town and full-time firefighters employed by an Indiana city, town, township, or county.

A participant is required by statute to contribute six percent of a first class officer's or firefighter's salary for the term of their employment up to thirty-two years. The accumulated value of the member's contribution, including interest, may be withdrawn if the member terminates employment prior to completing twenty years of service. Employer contributions are determined by the fund's actuary.

A member who retires at or after the age of fifty-two, with twenty years of service, is entitled to fifty percent of the prevailing salary of a first class officer, as defined by the local unit, plus one percent for each six month period over twenty years. The maximum benefit is seventy-four percent of the salary of a first class officer.

The fund also provides disability and survivor benefits. If an active fund member has a covered impairment the member is entitled to

receive benefits. The statutes define the disability benefits. The benefits may be based on when the member was first hired, the type of impairment, and other factors.

If a member dies while receiving retirement or disability benefits there are provisions for the surviving spouse and children to receive a portion of the benefits. Each of the member's surviving children is entitled to a monthly benefit equal to twenty percent of the member's monthly benefit until the age of eighteen. The member's surviving spouse is entitled to a monthly benefit equal to sixty percent during the spouse's lifetime. If there is no eligible surviving spouse or children, a dependent parent or parents may receive fifty percent of the fund member's monthly benefit during their lifetime.

At June 30, 2002, the number of participating employer units totaled 154 (246 police and fire departments). Membership of the 1977 Fund at January 1, 2001 consisted of:

Retirees, disabilitants, and beneficiaries receiving benefits	1,717
Terminated employees entitled to benefits but not yet receiving them	122
Active employees: vested and non-vested	<u>10,388</u>
Total	<u>12,227</u>
Total covered payroll (in thousands)	<u>\$ 389,200</u>

Indiana Code 36-8-8-9 was amended effective July 1, 1998 allowing Firefighters and Police Officers who converted their benefits from the 1925, 1937, or 1953 funds and either were retired or disabled on or before June 30, 1998 to be entitled to receive benefits under the 1977 Fund using the 1977 Fund's eligibility criteria. The employees were then considered members of the 1977 Fund for the purposes of paying benefits to them, effective for benefits paid on or after October 1, 1998. Due to this law change, 1,256 retirees became a part of the 1977 Fund.

(E) Legislators' Retirement System

The Legislators' Retirement System was created by Public Law 6, Acts of 1989 (IC 2-3.5). The retirement system is for the members of the General Assembly of the State of Indiana.

The Legislators' Retirement System is comprised of two separate and distinct plans. The Legislators' Defined Benefit Plan (IC 2-3.5-4), a single employer defined benefit plan, applies to each member of the General Assembly who was serving on April 30, 1989 and files an election under IC 2-3.5-3-1(b). The Legislators' Defined Contribution Plan (IC 2-3.5-5) applies to each member of the General Assembly who was serving on April 30, 1989 and files an election under IC 2-3.5-3-1(b), and each member of the General Assembly who is elected or appointed after April 30, 1989.

Legislators' Defined Contribution Plan

Each participant shall make employee contributions of five percent of salary received for services rendered after June 30, 1989. Employer contributions equal to twenty percent of the annual salary received by each participant for services rendered after June 30, 1989 are to be appropriated from the State's General Fund.

Notes to the Financial Statements

June 30, 2002
(continued)

Investments in the members' accounts are individually directed and controlled by plan participants who direct the investment of their account balances among several investment options of varying degrees of risk and earnings potential. The investment options include the consolidated fund, bond fund, money market fund, small cap stock fund, S&P 500 Index stock fund, and international stock fund. Members may make changes to their investment directions quarterly. Investments of the plan are reported at fair value.

A participant of the Legislators' Defined Contribution Plan who terminates service as a member of the General Assembly is entitled to withdraw both the employee and employer contributions. The amount available for withdrawal is the fair market value of the participant's account on the quarter end preceding the date of withdrawal plus any contributions since the quarter end. Account balances are fully vested to the participants. The withdrawn amount can be paid in a lump sum or as an actuarially equivalent monthly annuity as offered by the Board of Trustees and elected by the participant.

A participant may take loans from his account of up to the lesser of \$50,000 or 50% of the value of his account. Loans, plus interest, are required to be repaid over a term of 12 to 60 months.

If a participant dies while a member of the General Assembly or after terminating service as a member, but prior to withdrawing from the plan, the participant's account is to be paid to the beneficiary (or beneficiaries) or to the survivors. The amount to be paid is the fair market value of the participant's account (employer and employee contributions) on the quarter end preceding the date of payment, plus contributions since the quarter end.

Legislators' Defined Benefit Plan

The Legislators' Defined Benefit Plan provides retirement, disability, and survivor benefits. This plan is closed to new entrants. A participant is entitled to a monthly retirement benefit if the participant is at least sixty-five years of age (fifty-five years for reduced benefits) or is at least fifty-five years of age and whose years of service as a member of the General Assembly plus years of age equal at least eighty-five, or is at least sixty years of age and has at least fifteen years of service; has terminated service as a member of the General Assembly; has at least ten years of service as a member of the General Assembly; and is not receiving, nor entitled to receive, compensation from the State for work in any capacity.

The monthly retirement benefit is the lesser of (1) forty dollars (\$40) multiplied by the total years of service completed by the participant as a member of the General Assembly before November 8, 1989, or (2) the highest consecutive three-year average annual salary of the participant under IC 2-3-1-1 at the date the participant's service as a member of the General Assembly is terminated, divided by twelve.

A participant who has reached at least age fifty-five and meets the other requirements stated above is eligible for early retirement with a reduced benefit. The actual reduction is based on the participant's

age and ranges from one-tenth of one percent to fifty-six percent of the monthly retirement as calculated above.

The Legislators' Defined Benefit Plan also provides disability and survivor benefits. A member who has at least five years of creditable service and becomes disabled while in active service may retire for the duration of the disability if the member has qualified for social security disability and has furnished proof of the qualification. The disability benefit is calculated the same as that for a normal retirement without reduction for early retirement. Upon the death of a participant who was receiving retirement benefits, or had completed at least ten years of service as a member of the General Assembly, or was permanently disabled and receiving disability benefits from the system, the surviving spouse is entitled to receive survivor benefits. The benefits are for life and are equal to fifty percent of the amount of retirement benefits that: (1) the participant was receiving at the time of death or (2) the participant would have been entitled to receive at fifty-five years of age, or at the date of death, whichever is later. If there is not a surviving spouse, there are provisions for dependents to receive benefits.

The amount required to actuarially fund participants' retirement benefits, as determined by the Board of Trustees on the recommendation of an actuary, is to be appropriated from the State's General Fund for each biennium.

At July 1, 2001 the Legislators' Retirement System's membership consisted of:

	Defined Benefit	Defined Contribution
Retirees, disabilitants, and beneficiaries receiving benefits	35	—
Terminated employees entitled to benefits but not yet receiving them	24	—
Active employees: vested and non-vested	<u>58</u>	<u>182</u>
Total	<u>117</u>	<u>182</u>
Total covered payroll (in thousands)		<u>\$ 3,816</u>

A member of the Defined Benefit Plan may also be a member of the Defined Contribution Plan if the participant is still a member of the General Assembly or has not withdrawn from the Defined Contribution Plan since terminating service as a member of the General Assembly.

(F) Prosecuting Attorneys' Retirement Fund

The Prosecuting Attorneys' Retirement Fund was created by Public Law 62, Acts of 1989 (IC 33-14-9). The retirement fund is a single employer defined benefit plan. The retirement fund is for individuals who serve as a prosecuting attorney or chief deputy prosecuting attorney on or after January 1, 1990. These individuals are paid from the General Fund of the State of Indiana.

Notes to the Financial Statements

June 30, 2002
(continued)

Members are required to contribute 6% of the State-paid portion of their salary. If a member leaves service prior to being eligible for retirement benefits, accumulated member contributions plus interest are refunded to the member. Employer contributions are appropriated from the State's General Fund.

The Prosecuting Attorneys' Retirement Fund provides retirement, disability, and survivor benefits. A participant is entitled to a retirement benefit if the participant is at least sixty-five years of age (sixty-two years for reduced benefits), has ceased service as a prosecuting attorney, and is not receiving, nor entitled to receive, any salary from the State for services currently performed.

The amount of the annual retirement benefit for a participant who is at least sixty-five years of age is the product of the annual salary that was paid to the participant at the time of separation from service, multiplied by a percentage based on the participant's years of service. The percentages range from thirty percent for ten years of service to sixty percent for twenty-two or more years of service.

If the participant is at least sixty-two years of age, the participant is entitled to receive a reduced annual retirement benefit that equals the benefit, as calculated above, reduced by one-fourth percent (0.25%) for each month that the participant's age at retirement precedes the participant's sixty-fifth birthday.

Members of this fund are also participating members of the PERF Fund with the State paying the three percent employee contributions. Retirement benefits payable to a participant are reduced by the defined benefit portion of the pension, if any, that would be payable to the participant from the Public Employees' Retirement Fund.

The Prosecuting Attorneys' Retirement Fund also provides disability and survivor benefits. A participant who has at least five years of creditable service and becomes disabled while in active service may retire for the duration of the disability if the participant has qualified for Social Security disability benefits and has furnished proof of the

qualification. The amount of the annual benefit payable to a participant for disability benefits is equal to the product of the annual salary that was paid to the participant at the time of separation from service multiplied by a percentage based on the participant's years of service. The percentages range from forty percent for five years of service to fifty percent for twenty or more years of service.

The surviving spouse of a participant who dies is entitled to benefits regardless of the participant's age if the participant was: receiving benefits from this fund, serving as a prosecuting attorney or chief deputy prosecuting attorney and had completed at least ten years of service, or met the requirements for disability benefits.

The surviving spouse is entitled to a benefit for life equal to the greater of seven thousand dollars (\$7,000) or fifty percent of the retirement benefit the participant was drawing at the time of death, or to which the participant would have been entitled, had the participant retired and begun receiving retirement benefits on the date of death, with the reductions as necessary for early retirement. If there is not a surviving spouse, there are provisions for dependents to receive benefits.

All disability benefits payable from the Prosecuting Attorneys' Retirement Fund and benefits payable to a surviving spouse or dependent children are reduced by the amounts, if any, that would be payable under the Public Employees' Retirement Fund.

At July 1, 2001 the Prosecuting Attorneys' Retirement Fund membership consisted of:

Retirees, disabilitants, and beneficiaries receiving benefits	19
Terminated employees with accrued creditable service	178
Active employees: vested and non-vested	<u>211</u>
Total	<u>408</u>
Total covered payroll (in thousands)	<u>\$ 13,636</u>

Notes to the Financial Statements

June 30, 2002
(continued)

Note 3. Description of Non-Retirement Funds

The following is a brief description of the non-retirement funds administered by PERF:

(A) Pension Relief Fund

The Pension Relief Fund was created by the Indiana General Assembly in 1977 (IC 5-10.3-11). The purpose of the fund is to give financial relief to cities' and towns' pension funds for their police officers and firefighters. The financial relief is needed because cities and towns have to pay benefits to retirees under the old plans (locally administered) and adequately fund those in the 1977 Police Officers' and Firefighters' Pension and Disability Fund.

Distributions are made from the Pension Relief Fund to cities and towns two times per year based on a fixed formula. The distribution is based on two separate computations, the "K portion" and the "M portion." The first is based on the number of retirees and amount of benefits projected to be paid during the current year, and the latter is based on the maximum ad valorem tax levy established for each participating municipality.

The Pension Relief Fund also pays a lump sum death benefit of \$150,000. The benefit is paid to the surviving spouse, or if there is no surviving spouse, to the surviving children of a police officer or firefighter who dies in the line of duty. If there is no surviving spouse or children, the benefit is paid to the parent or parents in equal shares.

The Pension Relief Fund's additions are derived from contributions from the State for a portion of cigarette and alcohol taxes, a portion of the State's lottery proceeds, and the investment income earned.

Cities and towns are permitted to defer receiving their earmarked relief payments from the Pension Relief Fund. The deferred amounts remain invested in the Fund and are available to those

cities and towns at their request. As of June 30, 2002, cities and towns had investments with a market value of \$27,460,237 on deposit in the Pension Relief Fund. In the Fund's financial statements, the earmarked relief payments are reflected as distributions and the deferred amounts are reflected as additions from cities and towns.

(B) Public Safety Officers' Special Death Benefit Fund

Indiana Code 5-10-10 established the Special Death Benefit Fund. The fund was established for the purpose of paying a lump sum death benefit of \$150,000 to the surviving spouse or children of a public safety officer (as defined by IC 5-10-10-6) who dies in the line of duty. If there is no surviving spouse or children, the benefit is paid to the parent or parents in equal shares. The fund consists of bail bond fees remitted to the Auditor of State under IC 35-33-8-3.1 and investment earnings of the fund.

(C) State Employees' Death Benefit Fund

Indiana Code 5-10-11 established the State Employees' Death Benefit program. Under the program a death benefit of \$50,000 is to be paid to the surviving spouse, or if there is no surviving spouse, to the surviving children (to be shared equally) of a state employee who dies in the line of duty.

The statute did not establish a method to fund the program. It stated that: "The State shall provide these benefits by purchasing group life insurance or by establishing a program of self-insurance." Effective with the State's pay period ended October 23, 1993, the State assessed state agencies 0.1% of gross pay to fund this program. Because of the size of the fund, collection of the assessment ceased November 1999. In the fiscal year ended June 30, 2001, \$1,105,790 was refunded through a transfer from the Fund to the State Budget Agency.

Note 4. Contributions Required and Contributions Made

The following is a brief description of the contributions required and the contributions made to each of the retirement funds and plans:

(A) Public Employees' Retirement Fund

The State of Indiana and any political subdivision that elects to participate in the PERF Fund is obligated by statute to make contributions to the plan. The required contributions are determined by the Board of Trustees based on actuarial investigation and valuation. The funding policy provides for periodic employer contributions at actuarially determined rates that, expressed as percentages of annual covered payroll, are sufficient to fund the pension portion of the retirement benefit (normal cost) and the amortization of unfunded liabilities. The amortization period is forty years for those employers whose effective date of participation is prior to 1997. The amortization period for employers joining thereafter will be reduced 1 year per year until 2007 when it will be leveled at 30 years.

The actuarial cost method used in the valuation is the entry age normal cost method in accordance with IC 5-10.2-2-9. Under this method as supplied to the PERF Fund, a normal cost is determined for each active participant which is the level percentage of his compensation needed as an annual contribution from entry age to retirement age to fund his projected benefits.

The unfunded actuarial accrued liability on any valuation date is the accumulated value of such normal costs for each non-retired participant from entry date to the valuation date less the value of assets for non-retired members at that date. This unfunded actuarial liability is compared to the expected unfunded actuarial accrued liability, which is determined as the prior valuation unfunded liability reduced by scheduled amortization payments and increased by interest at the actuarially assumed rate. Any changes between the actual liability and expected liability due to changes in benefit levels (excluding Cost-of-Living Adjustments), changes in actuarial gains or losses are amortized over a forty year period (to be reduced to 30 years by 2007, see above) from the date of change.

Notes to the Financial Statements

June 30, 2002
(continued)

The actuary calculates the net assets using an asset smoothing method for the determination of the employer actuarially required contribution. Under the smoothing method, asset gains or losses above or below the actuarially assumed rate of 7.25% are recognized over a four-year period. A given year's asset gain or loss will be fully recognized by the end of the fourth succeeding year.

Based on the actuarial valuation at July 1, 2001, employer required contributions were \$175,819,543, which included normal cost of \$197,374,637 and a negative \$21,555,094 for amortization of the unfunded actuarial accrued liability. Contributions made by employers for the year ended June 30, 2002 totaled \$208,020,151, which was 5.24% of covered payroll.

The required contribution levels are now determined under the assumption that a two percent Cost-of-Living Adjustment (COLA) will be granted in each future year, applying not only to then current retirees, but also to active employees who have yet to retire. Thus, the full effect of a two percent annual COLA is handled on a pre-funded basis.

(B) Judges' Retirement System

Contribution requirements for the Judges' Retirement System are not actuarially determined but are established by statute (IC 33-13-8-16(a)) and are appropriated from the State's General Fund. The actuarial valuation suggested that the minimum contribution for the fiscal year ended June 30, 2002 was 34.7% of anticipated payroll. Members are required to contribute 6% of their statutory salary for a maximum period of twenty-two years.

(C) Excise Police and Conservation Enforcement Officers' Retirement Plan

The funding policy of the Excise Police and Conservation Enforcement Officers' Retirement Plan provides for biennial appropriations, authorized by the Indiana General Assembly, which when combined with anticipated member contributions are sufficient to actuarially fund benefits (normal cost), amortize the unfunded accrued liability over thirty years, and prevent the State's unfunded accrued liability from increasing. The funding policy is defined by State statutes. Member contributions, defined by statute as three percent of the first \$8,500 of annual salary, are remitted to the fund upon each payroll deduction.

Significant actuarial assumptions used to determine contribution requirements included: rate of return on the investment of present and future assets of 7.25% per year, compounded annually; projected salary increases of 5.0% per year, compounded annually; and assets valued by smoothed basis.

(D) 1977 Police Officers' and Firefighters' Pension and Disability Fund

The funding policy mandated by statute requires quarterly remittances of member and employer contributions based on percentages of locally established estimated salary rates, rather than actual payroll. The member contribution rate is not actuarially determined, but was established by statute at six percent of the salary of a first class officer or firefighter.

The employer contribution rate is actuarially determined using the entry age normal cost method. The total required to actuarially fund normal cost is reduced by the total estimated member contributions.

As the 1977 Police Officers' and Firefighters' Pension and Disability Fund is a cost sharing system, all risks and costs, including benefit costs, are shared proportionally by the participating employers. All participating employers were required to contribute twenty-one percent of the salary of a first class officer or firefighter during the fiscal year ended June 30, 2002.

The significant actuarial assumptions used to compute the actuarially required employer contribution include: investment earnings of 7.5% per year compounded annually; salary increases of 5% percent per year; benefit increases of 3% percent per year while the benefit is in payment status; and no recoveries from disabilities.

(E) Legislators' Retirement System

For the Legislators' Defined Contribution Plan, each participant is required to contribute five percent of his annual salary. In addition, the State of Indiana is required to contribute twenty percent of the member's annual salary on behalf of the participant. For the year ended June 30, 2002, \$1,091,503 was contributed by or for the participants.

For the Legislators' Defined Benefit Plan, the amount required to actuarially fund participants' retirement benefits, as determined by the Board of Trustees on the recommendation of an actuary, is to be appropriated from the State's General Fund.

(F) Prosecuting Attorneys' Retirement Fund

The amount required to actuarially fund participants' retirement benefits, as determined by the Board of Trustees on the recommendation of an actuary, is to be appropriated from the State's General Fund. Members contribute 6% of the State-paid portion of their annual salary.

Notes to the Financial Statements

June 30, 2002
(continued)**Note 5. Deposits and Investments**

The cash deposits with financial institutions at year end were entirely insured.

Investments are categorized to give an indication of the level of custodial risk assumed. **Category 1** includes investments that are insured or registered or for which the securities are held by PERF or its agent in PERF's name. **Category 2** includes uninsured and unregistered investments for which the securities are held by the counter party's trust department or agent in PERF's name. **Category 3** includes uninsured and unregistered investments for which the securities are held by the counter party or by a trust department or agent but not in PERF's name.

Underlying securities to the collateral reported on the financial statements are not classified by category of custodial risk, but are presented by type of investment as held by broker dealer under securities loans.

The following are the investments (including cash equivalents) held by the funds at June 30, 2002:

(Dollars in Thousands)	Category			Total Fair Value
	1	2	3	
Common Stock:				
Not On Securities Loan	\$ 4,389,248	\$ -	\$ -	\$ 4,389,248
On Securities Loan	-	-	443	443
International Stock	963,154	-	-	963,154
Commercial Paper	2,479	343,217	-	345,696
Corporate Debt:				
Not On Securities Loan	1,291,707	2,944	746,803	2,041,454
On Securities Loan	-	-	16,816	16,816
Foreign Bonds				
Not On Securities Loan	99,158	-	-	99,158
On Securities Loan	-	-	405	405
Repurchase Agreements	-	200,117	168,774	368,891
U.S. Treasury and Agency Obligations:				
Not On Securities Loan	480,189	59,923	24,998	565,110
On Securities Loan	-	-	145,518	145,518
Mortgage Securities:				
Not On Securities Loan	1,132,929	2,031	-	1,134,960
On Securities Loan	-	-	-	-
Certificate of Deposit	-	-	30,750	30,750
Totals	<u>\$ 8,358,864</u>	<u>\$ 608,232</u>	<u>\$ 1,134,507</u>	<u>\$ 10,101,603</u>
Investments Held by Broker-Dealers Under Securities Loans:				
Common Stock				211,047
Corporate Debt				107,772
Foreign Bonds				7,466
U.S. Treasury and Agency Obligations				763,225
Other Unclassified Investments:				
Money Market				132,462
Guaranteed Investment Contracts				35,000
Total				<u>\$ 11,358,575</u>

Securities Lending

Indiana Code 5-10.2-2-13(d) provides that the PERF Board of Trustees may authorize a custodian bank to enter into a securities lending program agreement under which securities held by the custodian on behalf of the Fund may be loaned. The purpose of such a program is to provide additional revenue for the Fund.

Statute requires that collateral initially in excess of the total market value of the loaned securities must be pledged by the borrower, and must be maintained at no less than the total market value of the loaned securities. The Board requires that collateral securities and cash be initially pledged at 102 percent of the market value of the securities lent. No more than 40 percent of the Fund's total assets may be lent at one time. The types of securities lent during the year included U.S. Treasury and agency notes, common stock, corporate bonds, and foreign bonds. Asset-backed and mortgage securities were generally not subject to security loans. The custodian bank and/or its securities lending subagents provide 100 percent indemnification to the Board and the Fund against borrower default, overnight market risk, and fails on the return of

Notes to the Financial Statements

June 30, 2002

(continued)

loaned securities. Securities received as collateral cannot be pledged or sold by the Board unless the borrower defaults. The Fund retains the market value risk with respect to the investment of the cash collateral. Cash collateral investments were subject to the investment guidelines specified by the Board. The Board policy includes that the maximum weighted average days to maturity may not exceed sixty. The securities lending agents match the maturities of the investments of cash collateral for the securities loans with stated termination dates. Cash collateral received for open-ended loans that

can be terminated on demand are invested with varying maturities.

In the preceding schedule of custodial credit risk, the securities lent at year end for cash collateral are not classified as to their custodial credit risk. Securities lent for securities collateral are classified according to the category for the collateral.

At fiscal year end, the Fund has no credit risk exposure to borrowers because the amount the Fund owes the borrowers exceeds the amount the borrowers owe the Fund.

Note 6. Annuity Savings Account

Per Indiana Code 5-10.2-2-3, members of the PERF Fund may select how their annuity savings account is invested.

If the Guaranteed Fund is selected, the member's account earns interest at the rate determined by the Board of Trustees. For the other options (bond fund, money market fund, small cap stock fund, S&P 500 Index stock fund, and international stock fund) the member earnings

(or loss) are based on the change in fair value of the investments in that fund. Members may make changes to their investment directions quarterly. This chart shows the investment income (loss) for the fiscal year and the fair value at June 30, 2002 for the investment options. These amounts are included in the investment income (loss) for the fiscal year ended June 30, 2002 and investments at June 30 on the financial statements.

<i>(Dollars in Thousands)</i>	Bond Fund	Money Market	Small Cap Stock Fund	S&P 500 Index Fund	International Stock Fund
Investment Income (Loss)	\$ 2,209	\$ 324	\$ 10,631	\$ (36,186)	\$ (10)
Fair Value at June 30	31,022	11,281	120,487	157,269	526

Note 7. Risk Management

PERF is exposed to various risks of loss. These losses include damage to property owned, personal injury or property damage liabilities incurred by an officer, agent or employee, malfeasance and theft by employees, certain employee health and death benefits, and unemployment and worker's compensation costs for employees.

PERF's policy is generally not to purchase commercial insurance for the risk losses to which it is exposed. Instead, it records as an expenditure any loss as the liability is incurred or replacement items are purchased. PERF does purchase a limited amount of insurance to limit the exposure to errors and omissions. There were no losses incurred during the past three fiscal years. The PERF Board of Trustees administers the State of Indiana's risk financing activity for the State employees' death benefits. Other risk financing activities for the State are administered by other agencies of the State.

Note 8. Commitment for Alternative Investments

The PERF Board of Trustees had approved a commitment to fund alternative investments of \$50,000,000 as of June 30, 2002. No alternative investments had been funded prior to June 30, 2002. The commitment has an expected funding period of July 2002 to February 2009.

Note 9. Contingencies

PERF is involved in various claims and legal actions, arising in the ordinary course of business, related to individual benefit payments and participant eligibility. In the opinion of management, the ultimate disposition of these matters will not have a material adverse effect on the financial statements.

In addition, a special forensic audit of PERF is being conducted. Management is not aware of any evidence that there has been a misappropriation of any financial assets. While the forensic audit is in process and the results are not yet available, PERF currently has no evidence that there will be any material adverse effect on the financial statements as a result of the ultimate outcome of this audit.

Note 10. Required Supplementary Information

The historical trend information designed to provide information about PERF's progress made in accumulating sufficient assets to pay benefits when due is required supplementary information. Required supplementary information is included immediately following the notes to the financial statements. Other supplementary information is presented for the purpose of additional analysis and is not a required part of the general purpose financial statements.

Required Supplementary Information Schedule of Funding Progress

(Dollars in Thousands)

Actuarial Valuation Date	Actuarial Value of Plan Assets (a)	Actuarial Accrued Liability (AAL)- Entry Age (b)	Unfunded AAL or (Funding Excess) (b-a)	Funded Ratio (a/b)	Annual Covered Payroll (c)	Unfunded AAL or (Funding Excess) as a Percentage of Covered Payroll ((b-a)/c)
Public Employees' Retirement Fund						
07-01-96	\$ 5,776,621	\$ 5,818,934	\$ 42,313	99 %	\$ 2,921,540	1 %
07-01-97	6,304,948	6,283,865	(21,083)	100	3,056,393	(1)
07-01-98	6,914,957	6,630,151	(284,806)	104	3,110,162	(9)
07-01-99	7,595,266	7,075,981	(519,285)	107	3,250,197	(16)
07-01-00	8,267,657	7,699,885	(567,772)	107	3,482,453	(16)
07-01-01	8,723,304	8,305,672	(417,632)	105	3,587,080	(12)
1977 and 1985 Judges' Retirement System						
07-01-96	56,759	147,488	90,729	38	29,181	311
07-01-97	69,357	150,005	80,648	46	29,228	276
07-01-98	79,594	160,845	81,251	49	30,853	263
07-01-99	91,073	176,301	85,228	52	30,963	275
07-01-00	103,733	182,448	78,715	57	30,428	259
07-01-01	115,040	188,610	73,570	61	29,748	247
Excise Police & Conservation Enforcement Officers' Retirement Plan						
07-01-96	24,079	32,087	8,008	75	8,999	89
07-01-97	26,324	38,460	12,136	68	9,855	123
07-01-98	28,663	41,679	13,016	69	10,137	128
07-01-99	31,510	43,368	11,858	73	11,317	105
07-01-00	34,368	46,272	11,904	74	11,306	105
07-01-01	36,921	52,024	15,103	71	12,486	121
1977 Police Officers' and Firefighters' Pension and Disability Fund						
01-01-96	785,123	704,367	(80,756)	111	238,157	(34)
01-01-97	909,519	820,929	(88,590)	111	262,590	(34)
01-01-98	1,044,361	952,405	(91,956)	110	291,479	(32)
01-01-99	1,184,905	1,315,275	130,370	90	321,348	41
01-01-00	1,338,554	1,451,454	112,900	92	352,377	32
01-01-01	1,491,030	1,620,294	129,264	92	389,200	33
Legislators' Defined Benefit Plan						
07-01-96	3,548	5,430	1,882	65	n/a	n/a
07-01-97	3,834	5,429	1,595	71	n/a	n/a
07-01-98	4,041	5,385	1,344	75	n/a	n/a
07-01-99	4,319	5,473	1,154	79	n/a	n/a
07-01-00	4,557	5,453	896	84	n/a	n/a
07-01-01	4,666	5,508	842	85	n/a *	n/a *
* Benefit formula is primarily based on service, rather than compensation.						
Prosecuting Attorneys' Retirement Fund						
07-01-96	4,874	9,163	4,289	53	11,169	38
07-01-97	5,970	9,504	3,534	63	11,811	30
07-01-98	7,144	11,356	4,212	63	11,673	36
07-01-99	8,322	13,712	5,390	61	12,566	43
07-01-00	9,781	13,943	4,162	70	13,422	31
07-01-01	11,073	20,417	9,344	54	13,636	69

See accompanying notes to required supplementary information.

Required Supplementary Information Schedule of Employer Contributions

(Dollars in Thousands)

Public Employees' Retirement Fund			1977 and 1985 Judges' Retirement System		
Year Ended June 30	Annual Required Contributions	Percentage Contributed	Year Ended June 30	Annual Required Contributions	Percentage Contributed
1997	\$ 180,005	104 %	1997	\$ 11,347	113 %
1998	182,891	107	1998	10,763	99
1999	167,424	121	1999	11,101	100
2000	159,722	135	2000	11,491	102
2001	169,374	117	2001	10,757	114
2002	175,820	118	2002	10,320	122

Excise Police & Conservation Enforcement Officers' Retirement Plan			1977 Police Officers' and Firefighters' Pension and Disability Fund		
Year Ended June 30	Annual Required Contributions	Percentage Contributed	Year Ended December 31	Annual Required Contributions	Percentage Contributed
1997	\$ 1,383	117 %	1996	\$ 55,869	99 %
1998	1,676	103	1997	56,784	107
1999	1,781	101	1998	63,682	100
2000	1,702	114	1999	77,366	95
2001	1,718	118	2000	82,655	100
2002	2,047	93	2001	91,914	93

Legislators' Retirement System - Defined Benefit Plan			Prosecuting Attorneys' Retirement Fund		
Year Ended June 30	Annual Required Contributions	Percentage Contributed	Year Ended June 30	Annual Required Contributions	Percentage Contributed
1997	\$ 182	109 %	1997	\$ 309	56 %
1998	170	118	1998	275	67
1999	208	97	1999	390	47
2000	187	91	2000	426	65
2001	178	96	2001	375	73
2002	206	91	2002	907	48

See accompanying notes to required supplementary information.

Notes to Required Supplementary Information

June 30, 2002

The information presented in the required supplementary schedules was determined as part of the actuarial valuations at the dates indicated. Additional information as of the latest actuarial valuation follows.

	Public Employees' Retirement Fund	1977 and 1985 Judges' Retirement System	Excise Police & Conservation Enforcement Officers' Retirement Plan
Valuation Date	July 1, 2001	July 1, 2001	July 1, 2001
Actuarial Cost Method	Entry Age Normal Cost	Entry Age Normal Cost	Entry Age Normal Cost
Amortization Method	Level Dollar, Closed Amortization Period	Level Dollar, Closed Amortization Period	Level Dollar, Closed Amortization Period
Remaining Amortization Period	36 Years	36 Years	36 Years
Asset Valuation Method	75% of Expected Actuarial Value Plus 25% of Cost Value	Smoothed Market Value Basis	Smoothed Market Value Basis
Actuarial Assumptions:			
Investment Rate of Return	7.25%	7.25%	7.25%
Projected Salary Increases	Varies based on age of member	5%	5%
Postretirement Benefit Increases	NA	5%	NA
Cost of Living Increases	2%	NA	2%
	1977 Police Officers' and Firefighters' Pension and Disability Fund	Legislators' Retirement System- Defined Benefit Plan	Prosecuting Attorneys' Retirement Fund
Valuation Date	January 1, 2001	July 1, 2001	July 1, 2001
Actuarial Cost Method	Entry Age Normal Cost	Accrued Benefit (Unit Credit)	Entry Age Normal Cost
Amortization Method	Level Dollar, Open Amortization Period	Level Dollar, Closed Amortization Period	Level Dollar, Open Amortization Period
Remaining Amortization Period	30 Years	21 Years	30 Years
Asset Valuation Method	Smoothed Market Value Basis	Smoothed Market Value Basis	Smoothed Market Value Basis
Actuarial Assumptions:			
Investment Rate of Return	7.50%	7.25%	7.25%
Projected Salary Increases	5%	3%	5%
Postretirement Benefit Increases	NA	NA	NA
Cost of Living Increases	3%	2%	NA

Other Supplementary Information Administrative Expenses

Year Ended June 30, 2002
(Dollars in Thousands)

Personal Services:	
Salaries and Wages	\$ 2,603
Employee Benefits	711
Temporary Services	857
Total Personal Services	4,171
Contractual and Professional Services:	
Actuarial Services	279
Legal Services	321
Consultants	616
Contractual Services	2,437
Information System Development Services	6,953
Total Contractual and Professional Services	10,606
Communications:	
Telephone	89
Postage	661
Printing Expense	523
Other	40
Total Communications	1,313
Miscellaneous:	
Data Processing	259
Travel	56
Supplies and Maintenance	130
Dues and Subscriptions	41
Office Supplies	139
Office Equipment	258
Occupancy Expense	370
Other	42
Total Miscellaneous	1,295
Reimbursements From Other Funds	(218)
Total Administrative Expenses	\$ 17,167
Allocation of Administrative Expenses:	
Public Employees' Retirement Fund	14,567
Judges' Retirement System	250
Excise Police and Conservation Enforcement Officers' Retirement Plan	239
1977 Police Officers' and Firefighters' Pension & Disability Fund	1,409
Prosecuting Attorneys' Retirement Fund	125
Legislators' Retirement System - Defined Benefit Plan	133
Pension Relief Fund	444
Total Administrative Expenses Allocation	\$ 17,167

Other Supplementary Information

Investment Expenses

Year Ended June 30, 2002
(Dollars in Thousands)

Investment Expenses

Custodial and Consulting

National City Bank of Indiana	Custodial Fees	\$ 1,998
Mercer Investment Consulting	Investment Consulting	417
Strategic Investment Solutions	Investment Consulting	176
Burnley Associates, Inc.	Investment Consulting	85
Wilshire Compass	Investment Analysis Software	14

Domestic Equity

Dimensional Fund Advisors	Enhanced Index Equity - Small Cap	2,250
J. P. Morgan Investment Mgmt Inc.	Enhanced Index Equity - Large and Small Cap	1,944
Brinson Partners, Inc.	Enhanced Index Equity - Large Cap	528
Barclays Global Investors	S&P 500 Index Equity	332
Numeric Inc.	Value Equity - Small Cap	71
Times Square Capital	Growth Equity - Small Cap	35

International Equity

Capital Guardian	Equity - International	956
Fidelity Management Trust Co.	Enhanced Index Equity - International	888
GE	Equity - International	759
State Street Global Advisors	Index Equity - International	150
Brandes Global Equity	Value Equity - Global	149

Fixed Income

Western Assets Management Co.	Core Opportunistic Fixed Income	715
BlackRock Financial Management, Inc.	Core Opportunistic Fixed Income	688
Taplin, Canida & Habacht	Active Fixed Income	552
Reams Asset Management Co.	Active Fixed Income	426
Seix Investment Advisors	Active Fixed Income	420
Hughes Capital Management, Inc.	Active Fixed Income	278
Conseco Capital Management, Inc.	Active Fixed Income	271
Lincoln Capital Management	Enhanced Indexed Fixed Income	243
Northern Trust Quantitative Advisors, Inc.	Indexed Fixed Income	215
Utendahl Capital Management	Active Fixed Income	205
Reimbursements From Other Funds		(10)

Total Investment Expenses

\$ 14,755


Other Supplementary Information


Contractual and Professional Services Expenses

Year Ended June 30, 2002

(Dollars in Thousands)

Individual or Firm	Fee	Nature of Services
Covansys	\$ 7,799	IT System Development \ Backfile Conversion \ IT Outsourcing
Eclectic Information	770	Information Services Consulting
L. R. Wechlser, LTD.	552	IT System Project Management Consulting
Navigant Consulting, Inc.	448	IT Data Cleanup Consulting
Ice Miller Legal & Business Advisors	321	Outside Legal Counsel
McCready and Keene, Inc.	279	Actuarial Services
GovConnect	268	IT System Project Quality Assurance
Mercer Investment Consulting	51	Strategic Planning Consulting
Office Mates5	30	Executive Search Service
Schubert Art & Design	24	Graphic Design Services
Omkar Markand, M.D.	22	Medical Consulting - Police & Fire Fund
Pension Benefit Information	19	Social Security Death Notification
Ballou Consultants	16	Telecommunications Consulting
Brennan & Shula	4	Administrative Law Judge - Police & Fire Fund
Vinzant	2	Server Maintenance Service with Support
Lamson & Condon	1	Space Planning
<hr/>		
Total Contractual and Professional Services Expenses	\$ 10,606	





INVESTMENT SECTION

REPORT ON INVESTMENT ACTIVITY
56

OUTLINE OF INVESTMENT POLICIES
58

INVESTMENT HIGHLIGHTS
59

LIST OF LARGEST ASSETS HELD
64

SCHEDULE OF COMMISSION FEES
65

INVESTMENT PROFESSIONALS
66

2002

COMPREHENSIVE ANNUAL FINANCIAL REPORT

PUBLIC EMPLOYEES' RETIREMENT FUND OF INDIANA

Report on Investment Activity

Mercer Investment Consulting
10 South Wacker Drive
Suite 1700
Chicago, IL 60606

September 27, 2002

Dear Trustees:

Mercer Investment Consulting is pleased to provide the following summary of investment results for the State of Indiana Consolidated Retirement Investment Fund (CRIF) within the Public Employees' Retirement Fund of Indiana for the fiscal year ended June 30, 2002. The CRIF was created in order to allow each of the six separately managed pension plans the ability to share in the investment returns of the combined portfolio. Each plan owns a portion of the pooled assets in the CRIF.

As of June 30, 2002, the CRIF had a \$9.2 billion market value. Assets decreased by \$0.4 million since June 30, 2001, due to turbulent global equity markets, which offset net contributions and gains in fixed income.

- Equity markets declined before September 11 and fell further after the terrorist attacks. Despite a brief rally in the fourth quarter of 2001, equity markets continued their decline through the first half of 2002, as investors' confidence was shaken by continued national security concerns and disclosures of accounting irregularities.
- During the twelve month period value strategies surpassed growth strategies. Smaller capitalization stocks outperformed larger counterparts. Mid and small cap value stocks were the only areas within domestic equity in positive territory for the trailing year. The S&P 500 Index returned -18.0 percent over this period, while the Russell 2000 declined 8.6%.
- Developed international markets outperformed their domestic counterparts. The MSCI EAFE Index fell 9.2 percent in dollar terms over the twelve month period. Emerging markets ended the trailing year in positive territory, returning 1.3 percent in dollar terms.
- Fixed Income served as an anchor amidst equity market volatility with all investment grade segments posting positive returns during the past year. The Lehman Brothers Aggregate Index returned 8.6%.

The CRIF declined slightly within this environment, returning -4.5 percent over the trailing year ended June 30, outperforming its Index benchmark as well as the Russell/Mellon Public Fund Universe, which averaged a 5.9 percent decline over this period. The CRIF failed to meet the actuarial assumed rate of 7.25 percent. However, despite the turbulent market, relative performance was strong, due to performance within domestic and international equity. The CRIF surpassed its Index benchmark over the trailing three year period.

The domestic equity portfolio returned -14.6 percent during the year ending June 30, ahead of the Russell 3000 Index return of -17.2 percent and the S&P 500 Index return of -18.0 percent. Outperformance primarily resulted from strong results within the overweighted small capitalization equity segment. Over the trailing three year period, the domestic equity composite outperformed its Index benchmarks. The international equity portfolio returned -6.5 percent over the trailing year ending June 30, while the MSCI All Country Free Ex-US Index returned -8.2 percent.

The CRIF fixed income portfolio returned 7.9 percent over the twelve month period ending June 30, as compared to the Lehman Brothers Aggregate return of 8.6 percent. Over the trailing three year period, the portfolio tracked the Index and returned 8.1 percent, and surpassed the Index over the trailing five year period. Lagging relative results over the twelve month period were the result of the investment managers' overweighting of Corporate securities relative to the Index, as many firms expected the economy to recover over this time period. This overweighting, which hampered fiscal year 2002 performance was additive to results during fiscal year 2001.

Report on Investment Activity


(continued)

Burnley Associates, Inc. stated that all performance results were calculated in accordance with the Association for Investment Management and Research (AIMR) standards.

The State of Indiana Public Employees Retirement Fund maintains an appropriately diversified strategy, designed to maximize return with an acceptable risk level. The increased funding of international equities served the Fund well over the past twelve months in mediating declines faced in domestic markets. The CRIF is currently in the process of funding additional managers to further diversify the domestic equity structure by style and capitalization, and has also initiated positions within global equity strategies. Mercer continues to support the strategic goals of the investment program, the Trustees' continued movement towards more diversified equity strategies, and the level of investment manager due diligence activities.

Sincerely,

Mercer Investment Consulting

A handwritten signature in cursive script that reads "Stephanie G. Braming".

Stephanie Grieser Braming, CFA

Outline of Investment Policies

The Board of Trustees of the Public Employees' Retirement Fund (the Fund) of Indiana is composed of five members, one of whom must be a member of the Fund with at least ten years of service. The Trustees are appointed by the Governor, and serve four-year terms.

Members of the Fund include employees of the State and other local governmental units who have adopted resolutions joining the Fund. The Trustees are acknowledged fiduciaries to the Fund and operate under the prudent investor standard in overseeing investment activities. As such, the Board must invest Fund assets "with the care, skill, prudence and diligence that a prudent person acting in a like capacity and familiar with such matters would use in the conduct of an enterprise of a like character with like aims."

In addition to their other responsibilities, the Trustees are charged with administering and overseeing the following plans:

- The Public Employees' Retirement Fund
- The 1977 Police Officers' and Firefighters' Pension and Disability Fund
- The Judges' Retirement System
- The Legislators' Retirement System (Defined Benefit and Defined Contribution Plans)
- The Excise Police and Conservation Enforcement Officers' Retirement Plan
- The Prosecuting Attorneys' Retirement Fund

PERF was prohibited from investing in equities prior to the Equity Referendum of 1996. In May of 1997, the PERF Board began re-balancing the portfolio by making its first investment into diversified equity asset classes. PERF is a retirement system of six separately managed pension plans. The Consolidated Retirement Investment Fund (CRIF) was created in order to allow each of those plans the ability to share in the investment returns of equities, and each plan owns a portion of the pooled assets in the general portfolio, or CRIF. As stated in the Notes to the Financial Section, the CRIF includes substantially all investments and transactions of the pension funds. The non-pension funds administered by PERF are excluded from the CRIF. A breakdown of each plan's share of the CRIF and the asset allocation of the total portfolio is provided in this section.

The Board has approved a Statement of Investment Policy and corresponding Addenda to the policy, which governs the activities for all assets in under the Board's control. The purpose of the investment policy is summarized below:

- Set forth appropriate and prudent investment policies in consideration of the needs of the Fund, legal requirements applicable to the Fund, and to direct investment of the Fund's assets;
- Establish criteria against which the investment managers are to be measured;
- Communicate the investment policies, objectives, guidelines, and performance criteria of the Board to the Staff, Investment Managers, Consultants and all other interested parties;
- Serve as a review document to guide the ongoing oversight of the investment of the Fund; and
- Demonstrate that the Board is fulfilling its fiduciary responsibilities in the management of the investment of the Fund solely in the interests of members and Fund beneficiaries.

The primary objectives of the investment portfolio are to provide a return on Fund assets that, when coupled with the periodic contributions of the membership and employers, will meet or exceed benefit and funding requirements of the Fund. Of primary consideration is the maintenance of funding which is adequate to provide for the payments of the plans' actuarially determined liabilities over time, at a reasonable cost to the members and the taxpayers of the State. In order to determine the appropriate asset allocation of the Fund to meet the objectives described above, the Board periodically conducts asset/liability modeling studies, which ensures that the assets relate appropriately to the liabilities and are adequately diversified.

The Board establishes long term strategic allocations to the primary asset classes, which are designed to produce the optimal risk/return tradeoff with relation to the Fund's liabilities. The investment portfolio includes long-term commitments to the following asset classes: domestic equity, domestic fixed income, and international equity. The international equity allocation started during fiscal year 2001. In addition, the Board established a strategic allocation to alternative investments and is expected to be funded over time.

The Board employs professional investment managers to invest the Fund's assets. These managers are selected through a thorough manager due diligence search process, which incorporates the State of Indiana's statutory requirements for professional service procurement. In addition, staff and consultants coordinate search requirements, evaluation standards and analysis of responses for the selection process. It is the Board's intent that the selection process be open to all qualified organizations wishing to participate. Once investment managers have been hired by the Fund, they are expected to comply with stated investment guidelines detailed in the Statement of Investment Policy, which reflect prudent investment standards and diversification requirements. In addition, investment manager performance is measured against applicable market index results, as well as a comparable peer group of managers.

Another unique facet of PERF's investment practice is the Guaranteed Fund. The Guaranteed Fund is the original self-directed investment option for the Annuity Savings Account program within the PERF plan. It provides a guarantee of the value of your contributions to the Fund and a guarantee of the value of any interest credited on your contributions. As set by the PERF Board, the actual investments of the Guaranteed Fund are the same as the general PERF portfolio.

The PERF Board annually establishes the interest crediting rate for the fund and the rate is based on the actuary's reasonable expectation for long term investment performance. That rate provides a stable long-term view of earnings potential for the total Fund. The interest crediting rate for the Guaranteed Fund during the last ten years is included in the Investment Highlights of this section on page 63.

Investment Highlights

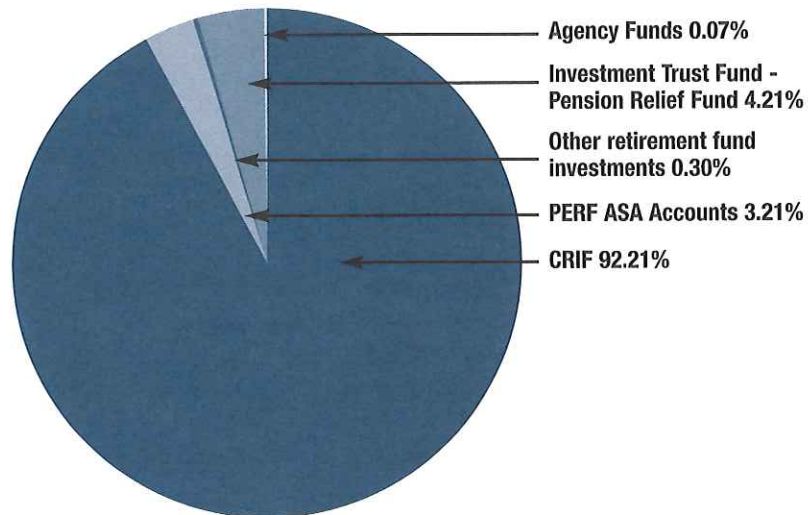
Investment Summary

June 30, 2002
(\$ millions)

Consolidated Retirement Investment Fund (CRIF)	\$ 9,222.0
PERF ASA accounts ⁽¹⁾	320.6
Other retirement fund investments	30.1
Investment Trust Fund - Pension Relief Fund	420.6
Agency Funds	7.7
<hr/>	
Total Investments, Cash and Cash Equivalents ⁽²⁾	10,001.0

(1) Balances directed outside the Guaranteed Fund.

(2) Includes investment income receivable, receivable from investment sales, and investment purchases payable.

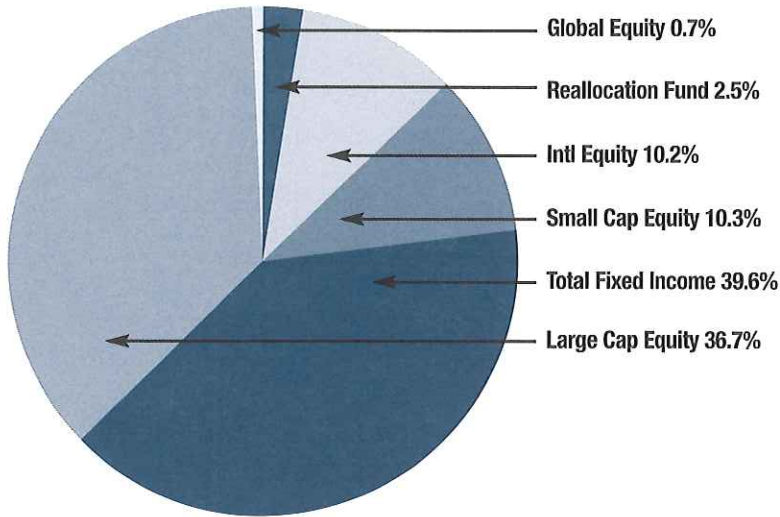


Investment Highlights

(continued)

Consolidated Retirement Investment Fund (CRIF) Asset Allocation Summary

(in percent)
June 30, 2002



Consolidated Retirement Investment Fund (CRIF) Asset Allocation Summary

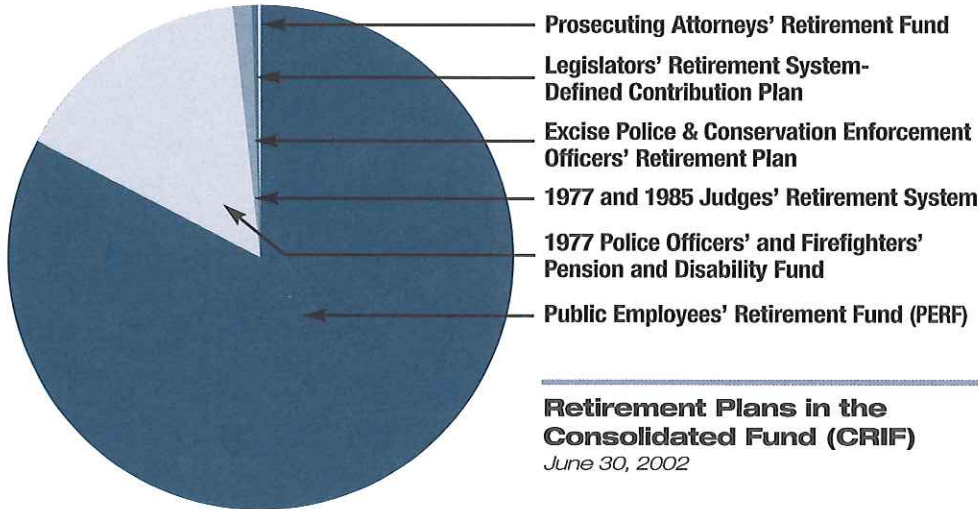
(in percent)
June 30, 2002

	June 2001	June 2002
Total Equities	56.9 %	57.9 %
Total Fixed Income	41.7	39.6
Reallocation Fund*	1.4	2.5
Total Fund	100.0	100.0

* The Reallocation Fund consists of residual cash within the Fund.

Retirement Plans in the Consolidated Fund (CRIF)

June 30, 2002



Retirement Plans in the Consolidated Fund (CRIF)

June 30, 2002

	Assets (\$ millions)	Percent of Consolidated Fund
Public Employees' Retirement Fund	\$ 7,549.6	81.9 %
1977 Police Officers' and Firefighters' Pension and Disability Fund	1,502.6	16.3
1977 and 1985 Judges' Retirement System	111.1	1.2
Excise Police & Conservation Enforcement Officers' Retirement Plan	34.9	0.4
Legislators' Retirement System-Defined Contribution Plan	8.4	0.1
Prosecuting Attorneys' Retirement Fund	11.2	0.1
Legislators' Retirement System-Defined Benefit Plan	4.3	0.0
Total Consolidated Fund ⁽¹⁾	9,222.0 *	100.0

(1) Due to rounding, may not sum correctly.

* The Consolidated Fund asset value is based upon unit value statements for CRIF participants, and differs from the market value reflected by individual manager statements.

Investment Highlights

(continued)

**Comparative Investment Results
For Periods Ended June 30, 2002
(Percent Return)**

	1 YR	3 YR	5 YR
Total CRIF Fund	(4.51)%	(0.21)%	4.63%
vs. Russell Mellon Public Funds Universe median*	(5.91)	0.02	5.42
Target Reference Index**	(6.53)	(1.07)	4.80
Total CRIF Domestic Equity	(14.60)	(6.34)	NA
vs. Mercer Equity Universe median	(13.38)	(0.51)	-
Russell 3000 Index	(17.24)	(7.93)	-
S&P 500 Index	(17.99)	(9.17)	-
Total CRIF International Equity	(6.54)	NA	NA
vs. Mercer International Equity Universe median	(7.97)	-	-
ACWI Ex-US Index	(8.16)	-	-
Total CRIF Fixed Income	7.91	8.07	7.76
vs. Mercer Core Investment Grade Universe median	8.35	8.06	7.59
LB Aggregate Index	8.63	8.11	7.57
Inflation	1.06	2.67	2.33

**Ten-Year Total Pension
Investment Rates of Return
(dollars in millions)**

	Market Value	Actuarial Basis	Rate of Return	Actuarial Assumed Rate
2002	\$ 9,225.9	NA	(4.51)%	7.25%
2001	9,627.8	5.77%	(2.51)	7.25
2000	9,883.0	8.53	6.74	7.25
1999	9,315.1	9.52	11.25	7.25
1998	8,492.6	9.34	13.41	7.25
1997	6,346.2	8.57	8.30	7.25
1996	5,830.5	7.96	4.68	7.25
1995	5,513.9	8.61	12.56	7.00
1994	4,858.5	9.32	(0.97)	7.50
1993	4,830.1	9.69	12.32	7.50

CRIF= Consolidated Retirement Investment Fund

* Universe of Public Funds

** Composed of passive indices for each asset class held at the target allocation:
40% S&P 500 / 15% Russell 2000 / 10% MSCI ACWI ex-US / 35% LB Aggregate

2002 Investment Summary

(dollars in thousands)

	Beginning Account Balance	Net Contributions	Income & Capital Gains	Ending Account Balance	Rate of Return	Percentage of Total Fair Value
Domestic Equity	\$ 5,020,464	48,749	(735,895)	4,333,318	(14.60)%	46.97%
Global Equity*	0	65,000	(4,614)	60,386	nmc	0.65
Foreign Equity	455,266	485,734	2,553	943,553	(6.54)	10.23
Total Equity	5,475,730	599,483	(737,956)	5,337,257	(13.48)	57.85
Fixed Income**	4,152,108	(569,082)	305,591	3,888,617	7.91	42.15
Total CRIF***	9,627,838	30,401	(432,365)	9,225,874	(4.51)	100.00

* The Global Equity allocation does not have a meaningful one year return calculation because it did not exist for the entire 12-month period.

** Includes Reallocation Fund for cash flow and allocation purposes.

***Numbers may not add due to rounding.

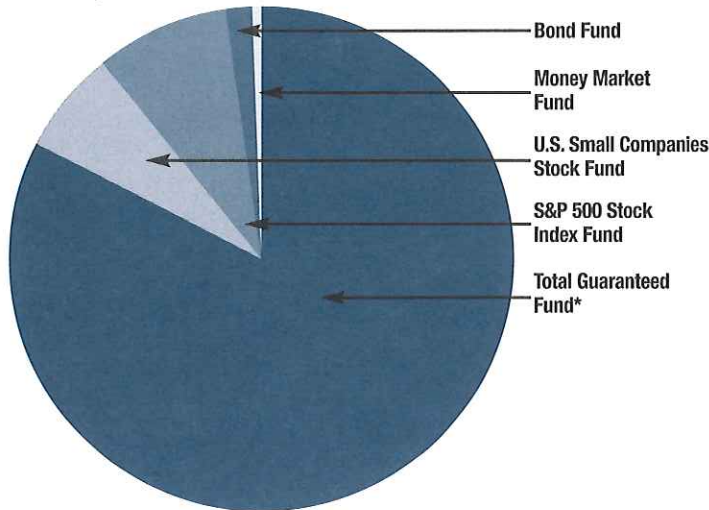
Investment Highlights

(continued)

PERF Annuity Savings Account

Investment Highlights by Dollar Amount

June 30, 2002



Investment Highlights by Dollar Amount

	Assets (\$ millions)	Percent of Self-Directed Investments
Total Guaranteed Fund*	\$ 1518.6	82.6 %
Money Market Fund	11.3	0.6
Bond Fund	31	1.7
S&P 500 Stock Index Fund	157.3	8.6
International Fund**	0.5	0.0
U.S. Small Companies Stock Fund	120.5	6.6
Total Assets	1,839.2	100.0

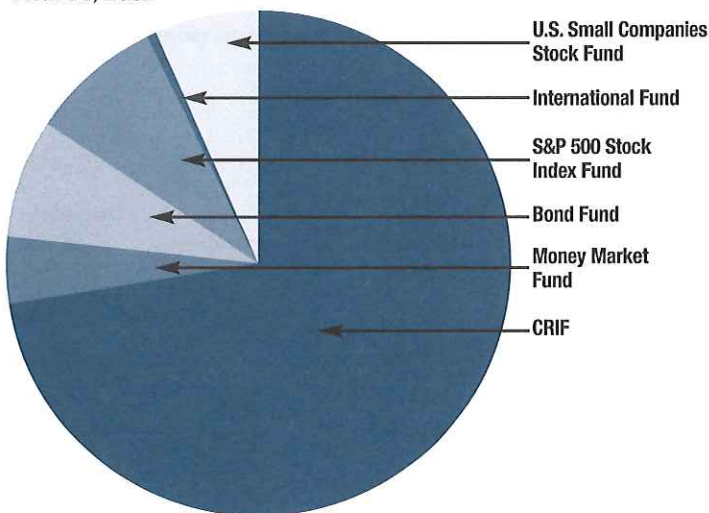
* The Guaranteed Fund is a risk free rate of return set by the PERF Board of Trustees on an annual basis. The guaranteed rate of return for fiscal year 2002 was 8.25 percent.

** The International Stock Fund did not become available until April 2002.

Legislators' Retirement Defined Contribution Plan

Investment Highlights by Dollar Amount

June 30, 2002



Investment Highlights by Dollar Amount

	Assets (\$ thousands)	Percent of Self-Directed Investments
Consolidated Retirement Investment Fund	\$ 8,392	72.3 %
Money Market Fund	501	4.3
Bond Fund	882	7.6
S&P 500 Stock Index Fund	976	8.4
International Fund*	72	0.6
U.S. Small Companies Stock Fund	778	6.7
Total Assets	11,601	100.0

* The International Stock Fund did not become available until April 2002.

Investment Highlights

(continued)

Self-Directed Investment Options PERF Annuity Savings Account Legislators' Defined Contribution Plan

Annualized Rate of Return by Investment Option

For Periods Ended June 30, 2002

	1 YR	3 YRS	5 YRS	10 YRS
CRIF ¹	(4.51)%	NA	NA	NA
Money Market Fund	2.90	4.64	4.93	4.66
Bond Fund	8.72	8.16	8.88	8.17
S&P 500 Stock Index Fund ²	(18.11)	(8.97)	NA	NA
U.S. Small Companies Stock Fund ²	9.38	15.93	NA	NA

¹ The CRIF option did not become available to members of the Legislators' Defined Contribution Fund until July 1, 2000.

² The S&P 500 Stock Index Fund and the U.S. Small Companies Stock Fund did not become available to PERF members until July 1, 1998.

PERF Guaranteed Fund

Interest Crediting Rates for Past 10 Years

Year	Interest Crediting Rate
2002	8.25 %
2001	8.25
2000	8.25
1999	8.25
1998	8.25
1997	9.00
1996	8.40
1995	6.75
1994	8.00
1993	7.75

List of Largest Assets Held

Largest Equity Holdings

Description	Shares	Traded MV (Base)
Microsoft	405,900	\$ 22,202,730
General Electric	720,100	20,918,905
Exxon Mobil	470,088	19,236,001
Citigroup	421,994	16,352,268
Wal-Mart Stores	294,100	16,178,441
Pfizer	432,100	15,123,500
Vodafone Group	9,694,880	13,300,115
American International	180,335	12,304,257
Johnson & Johnson	226,850	11,855,181
Coca-Cola Company	203,000	11,368,000

Largest Bond Holdings

Description	Coupon Rate	Maturity Date	Par	Traded MV (Base)
GNMA 30YR TBA	6.500 %	07/22/2032	\$ 74,500,000	\$ 75,966,756
FNMA 30YR TBA	7.000	07/15/2032	68,185,000	70,592,749
SLMA Disc Note	1.760	07/01/2002	35,400,000	35,400,000
U.S. Treasury Note (TIPS)	3.875	04/15/2029	32,371,750	36,483,933
U.S. Treasury Note (TIPS)	3.625	01/15/2008	31,730,150	31,781,752
U.S. Treasury Note (TIPS)	3.875	01/15/2009	31,319,690	31,485,326
FNMA Pool #545139	7.000	08/01/2031	30,919,999	32,057,677
U.S. Treasury Note (TIPS)	3.375	01/15/2007	29,669,220	30,860,439
FNMA 30YR TBA	6.500	08/01/2032	28,175,000	28,597,625
U.S. Treasury Note (TIPS)	3.625	04/15/2028	27,090,253	29,257,473

A complete list of portfolio holdings is available upon request.

Schedule of Commission Fees

Top 10 Brokers' Total Commission Fees

Broker	Commission Fee
Alex. Brown	\$ 1,487,349
Morgan Stanley	629,443
Goldman	547,630
Lehman	517,427
Investment Technology	279,251
First Boston	262,735
Merrill Lynch	136,222
Smith Barney	126,644
SBC Warburg	113,414
Montgomery	77,156
Total of Top Ten Commission Fees	4,177,271
Other Brokers	1,782,438
Total	5,959,709

Investment Professionals

Banks and Consultants

Banc One Investment Advisors Corporation
P.O. Box 710211
Columbus, OH 43271-0211

Burnley Associates, Inc.
300 E. Fifth Avenue, Suite 470
Naperville, IL 60563

J P Morgan Chase
4 New York Plaza, 18th Floor
New York, NY 10004

National City
One National City Center
P.O. Box 5035
Indianapolis, IN 46255

Mercer Investment Consulting
10 South Wacker Drive, Suite 1700
Chicago, IL 60606-7500

Strategic Investment Solutions
601 California Street, Suite 200
San Francisco, CA 94108

Pension Plan

Domestic Equity
Barclays Global Investors
45 Fremont Street
San Francisco, CA 94105

Dimensional Fund Advisors Inc.
1299 Ocean Avenue, 11th floor
Santa Monica, CA 90401

JP Morgan Fleming Asset Management
60 Wall Street
New York, NY 10260-0060

Numeric Investors
One Memorial Drive, Fourth Floor
Cambridge, MA 02142-1301

TimesSquare Capital Management
Four Times Square, 25th Floor
New York, NY 10036-9998

UBS Asset Management
UBS Tower, One North Wacker Drive
Chicago, IL 60606

Global Equity

Brandes Investment Partners
11988 El Camino Real, Suite 500
P.O. Box 919048
San Diego, CA 92191-9048

International Equity

Capital Guardian Trust Company
11000 Santa Monica Boulevard, 15th Floor
Los Angeles, CA 90025

Fidelity Management Trust Company
82 Devonshire Street
Boston, MA 02109

GE Asset Management
201 Merritt 7
P.O. Box 4800
Norwalk, CT 06856

State Street Global Advisors
225 Franklin Street, Third Floor
Boston, MA 02110

Fixed Income

BlackRock Financial Management, Inc
345 Park Avenue
New York, NY 10154

Conseco Capital Management, Inc
11825 N. Pennsylvania Street
Carmel, IN 46032

Hughes Capital Management, Inc
315 Cameron Street
Alexandria, VA 22314

Lincoln Capital Management
200 South Wacker Drive Suite 2100
Chicago, IL 60606

Northern Trust Global Investment Services
50 South LaSalle Street
Chicago, IL 60675

Reams Asset Management Company
227 Washington Street
P.O. Box 727
Columbus, IN 47202-0727

Seix Investment Advisors Inc.
300 Tice Boulevard
Woodcliff Lake, NJ 07675

Taplin, Canida & Habacht
1001 Bricknell Bay Drive, Suite 2100
Miami, FL 00101

Western Asset Management Co.
117 East Colorado Blvd.
Pasadena, CA 91105

Defined Contribution Plan

Barclays Global Investors
45 Fremont Street
San Francisco, CA 94105

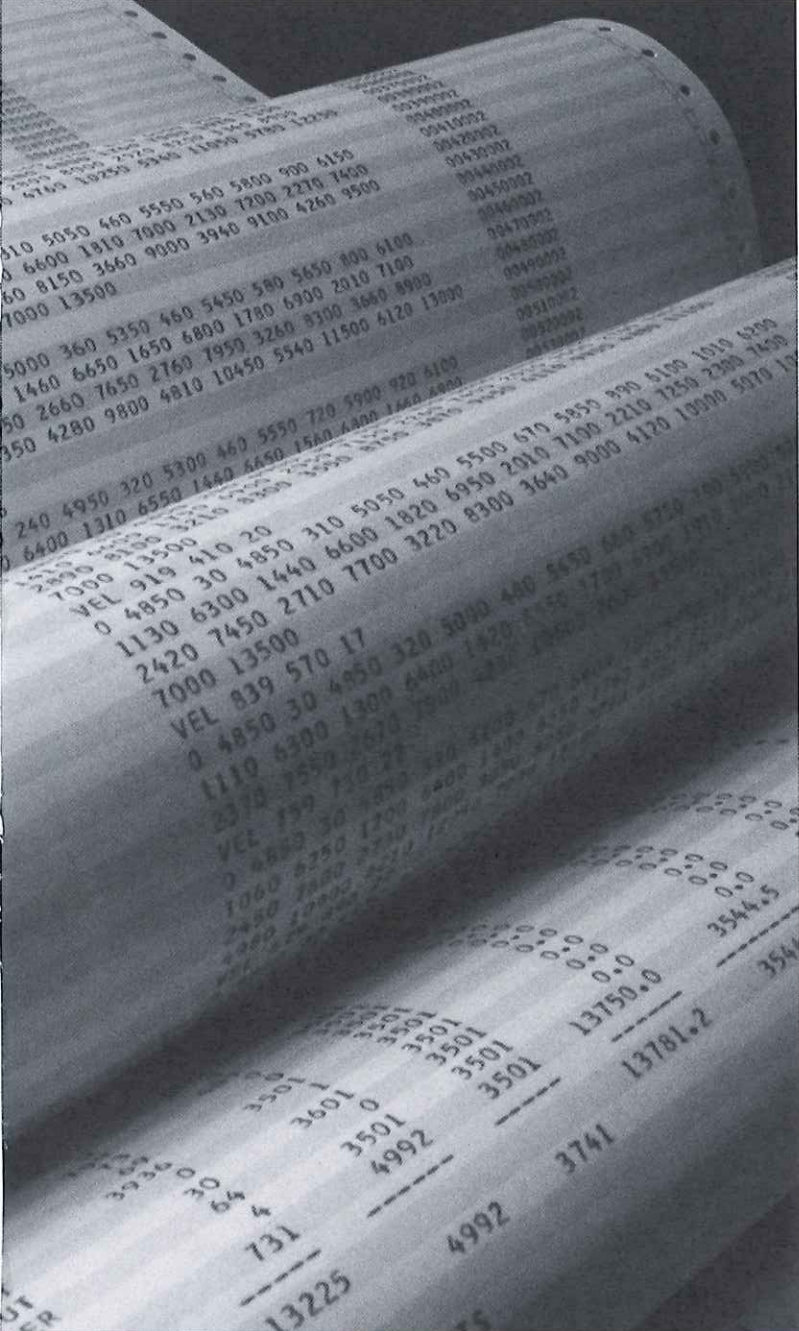
Dimensional Fund Advisors Inc.
1299 Ocean Avenue, 11th floor
Santa Monica, CA 90401

State Street Global Advisors
225 Franklin Street, Third Floor
Boston, MA 02110

Northern Trust Global Investment Services
50 South LaSalle Street
Chicago, IL 60675

Police and Fire Pension Relief Fund

Barclays Global Investors
45 Fremont Street
San Francisco, CA 94105



ACTUARIAL SECTION

ACTUARY'S CERTIFICATION LETTER
68

SUMMARY OF ACTUARIAL
ASSUMPTIONS AND METHODS
70

RECONCILIATION OF CHANGES
IN UNFUNDED ACTUARIAL
ACCRUED LIABILITIES
73

SOLVENCY TEST
74

SCHEDULES OF ACTIVE
MEMBER VALUATION DATA
76

SCHEDULES OF RETIRANTS
AND BENEFICIARIES
77

2002 COMPREHENSIVE ANNUAL FINANCIAL REPORT

PUBLIC EMPLOYEES' RETIREMENT FUND OF INDIANA

Actuary's Certification Letter



McCready and Keene, Inc.

7941 Castleway Drive

PO Box 50460

Indianapolis, Indiana 46250-0460

September 13, 2002

Indiana Public Employees' Retirement Fund
Board of Trustees
143 West Market Street, Suite 500
Indianapolis, IN 46204

Dear Members of the Board:

Certification of Actuarial Valuations

The actuarial data presented in this report describes the current actuarial condition of the defined benefit pension plans ("Plans") administered by the Indiana Public Employees' Retirement Fund ("PERF"). Valuations are prepared annually as of July 1 for all Plans except the 1977 Police Officers' and Firefighters' Pension and Disability Fund which is annually as of January 1.

Under PERF statutes, employer contribution rates are certified annually for each Plan by the Board of Trustees. These rates are determined actuarially, based on the Board's funding policy. Contribution rates for the PERF Plan as determined by a given actuarial valuation become effective eighteen months after the valuation date (12 months for state employees). For example, the rates determined by the July 1, 2001 actuarial valuation will be used by the Board when certifying the employer contribution rates for the year beginning January 1, 2003 (or for the year beginning July 1, 2002 for state employees). If new legislation is enacted between the valuation date and the date the contribution rates become effective, the Board may adjust the recommended rates before certifying them, in order to reflect this new legislation. Such adjustments are based on information supplied by the actuary.

Funding Objectives and Funding Policy

In setting contribution rates, the Board's principal objectives have been:

- to set rates so that the unfunded actuarial accrued liability ("UAAL") will be amortized over a fixed period. The fixed period was formerly 40 years, but is being reduced to 30 years over a 10-year period (to be completed on July 1, 2007)
- to set rates so that they remain relatively level over time.

To accomplish this, the Board's funding policy requires that the employer contribution rate be equal to the sum of the employer normal cost rate (which pays the current year's cost) and an amortization rate which results in the amortization of the UAAL in equal installments. The Board has adopted smoothing rules to the determination of the employer contribution rate to reduce the variability of these rates.

No membership growth is anticipated in setting the contribution rate. This is consistent with GASB #25, which prohibits anticipating membership growth in determining the minimum Annual Required Contribution ("ARC").

Under this policy, the objectives of amortizing the UAAL and maintaining relatively level contribution rates over time are achieved.

Progress Toward Realization of Financing Objectives

The funded ratio (the ratio of the actuarial value of assets to the actuarial accrued liability) is a standard measure of a Plan's funded status. In the absence of benefit improvements, it should increase over time, until it reaches 100%. The funded ratio for all of the Plans have increased over the last few years.

Benefit Provisions

The benefit provisions reflected in this report are those which were in effect on each Plan's valuation date.

The Prosecuting Attorneys Retirement Fund ("PARF") changed the retirement benefit formula to a formula that closely resembles the retirement benefit formula for the Judges' Retirement System. This change in formula increased the unfunded actuarial accrued liability for PARF by about \$3 million.

Assumptions and Methods

Actuarial assumptions and methods used in the valuation are set by the Board, based upon the recommendations of the actuary. The actuary reviews actual plan experience before making these recommendations. The last such review of actuarial assumptions was carried out in connection with the July 1, 2001 actuarial valuation for the PERF Plan and the January 1, 1998 actuarial valuation for the 1977 Municipal Police and Fire pension plan. Actuarial assumptions for the PERF Plan were changed as a result of the review of actuarial assumptions. The changes in actuarial assumptions had the effect of lowering the total employer contribution rate from 5.3% of payroll to 5.1% and increasing the total unfunded actuarial accrued liability by \$92.1 million. It is our opinion that the actuarial assumptions for all Plans are internally consistent and are reasonably based on past and anticipated future experience of each Plan.

Data

Member data for retired, active and inactive members was supplied as of each Plan's valuation date by PERF staff. We did not audit this data, but we did apply a number of tests to the data, and we concluded that it was reasonable and consistent with the prior year's data. Asset information for each Plan was supplied by PERF.

Certification

I certify that the information presented herein is accurate and fairly portrays the actuarial position of each Plan administered by PERF as of each Plan's 2001 valuation date.

I prepared the exhibits in the "Actuarial Section" which include Summary of Actuarial Assumptions and Methods, the Reconciliation of Changes in Unfunded Actuarial Accrued Liabilities, the Solvency Tests, the Schedules of Active Member Valuation Data, and the Schedules of Retirants and Beneficiaries. In addition, I reviewed the Schedules of Funding Progress and Schedules of Employer Contributions in the "Financial Section."

All of my work conforms with generally accepted actuarial principles and practices, and with the Actuarial Standards of Practice issued by the Actuarial Standards Board. In our opinion, our calculations also comply with the requirements of Indiana state law and, where applicable, the Internal Revenue Code, Employee Retirement Income Security Act (ERISA), and the Statements of the Governmental Accounting Standards Board. I am an independent Enrolled Actuary and Member of the American Academy of Actuaries and experienced in performing valuations for large public retirement systems.

If you have any questions or require additional information, please don't hesitate to contact me.

Sincerely,



Douglas Todd
A.S.A., M.A.A.A., E.A.
Senior Actuary

Summary of Actuarial Assumptions and Methods

As of July 1, 2001

Note 1: Effective July 1, 2001, PERF uses mortality rates according to 1994 U.S. UP-94 (sex distinct). 100% of the rates are used for post-retirement mortality. 60% of the female rates and 50% of the male rates are used for pre-retirement mortality. All other plans use mortality rates according to 1983 GAM (sex distinct).

Note 2: Actuarial funding method for all systems is Entry Age Normal Cost, except the Accrued Benefit (Unit Credit) funding method is used for the Legislators' Defined Benefit Plan. Actuarial experience gains and losses are amortized on a level dollar basis for all systems. The amortization period is closed for all systems except the 1977 Police Officers' and Firefighters' Pension and Disability Fund and the Prosecuting Attorneys Retirement Fund which have an open amortization period.

Note 3: Actuarial asset valuation method is according to example (6) in IRS Regulation 1.412(c)(2)-1(b)(9) for all systems except PERF where valuation assets are equal to 75% of expected actuarial value plus 25% of market value.

Indiana Public Employees' Retirement Fund

July 1, 2001 Actuarial Valuation

Investment Return	Post-Ret. COLA	Salary Scale		Retirement Rates			Disability Rates			Termination Rates		
		Based on PERF Exp., 1995-2000, Sample Rates:		Based on PERF Exp., 1995-2000, Sample Rates:			Based on PERF Exp., 1995-2000, Sample Rates:			Based on PERF Exp., 1995-2000, Sample Ultimate Rates:		
		Age	Rate	Age	Male: Rate	Female: Rate	Age	Male: Rate	Female: Rate	Age	Male: Rate	Female: Rate
7.25 %	2.00 %	25	17.00 %	60	8 %	12 %	45	0.1 %	0.1 %	25	10.0 %	10.0 %
		35	8.67	62	32	26	50	0.3	0.2	30	10.0	10.0
		45	7.00	65	40	35	55	0.4	0.5	35	7.5	7.5
		60	4.94	70+	100	100	60	0.8	1.0	45	4.0	6.0

1977 Municipal Police and Fire

January 1, 2001 Actuarial Valuation

Investment Return	Post-Ret. COLA	Salary Scale	Retirement Rates		Disability Rates		Termination Rates	
			Later of (a) age 52, (b) 20 years service, or (c) current age plus 1 year		150% of 1964 OASDI Sample Rates		Sarason T-1 Sample Rates	
			Age	Male and Female	Age	Male and Female	Age	Male and Female
7.50 %	3.00 %	5.00 %	40	0.3 %	30	3.7 %		
			50	0.9	40	1.1		
			60	2.4	50	0.0		
			64	3.5	55	0.0		

Summary of Actuarial Assumptions and Methods

As of July 1, 2001

(continued)

Judges' Retirement System

July 1, 2001 Actuarial Valuation

Investment Return	Post-Ret. COLA	Salary Scale	Retirement Rates	Disability Rates		Termination Rates	
7.25 %	5.00% for 1977 System None for 1985 System	5.00 %	Later of (a) age 65, (b) 8 years service, or (c) current age plus 1 year	1964 OASDI Sample Rates		Sarason T-4 Sample Rates	
				Age	Male and Female	Age	Male and Female
				40	0.2 %	30	5.1 %
				50	0.6	40	4.2
				60	1.6	50	2.5
				64	2.3	55	0.9

Legislators' Defined Benefit Plan

July 1, 2001 Actuarial Valuation

Investment Return	Post-Ret. COLA	Salary Scale	Retirement Rates	Disability Rates		Termination Rates	
7.25 %	2.00 %	5.00 %		75% of 1964 OASDI Sample Rates		Sarason T-2 Sample Rates	
			Sample Rates:	Age	Male and Female	Age	Male and Female
				55-61	10 %	40	0.2 %
				62	50	50	0.5
				63-64	10	60	1.2
				65 +	100	64	1.7
						30	5.1 %
						40	3.5
						50	0.4
						55	0.0

Prosecuting Attorneys' Retirement Fund

July 1, 2001 Actuarial Valuation

Investment Return	Post-Ret. COLA	Salary Scale	Retirement Rates	Disability Rates		Termination Rates	
7.25 %	None	5.00 %	Later of (a) age 62, (b) 10 years service	75% of 1964 OASDI Sample Rates		50% every 4 years	
				Age	Male and Female		
				40	0.2 %		
				50	0.5		
				60	1.2		
				64	1.7		

Summary of Actuarial Assumptions and Methods

As of July 1, 2001
(continued)

Excise Police and Conservation Enforcement Officers' Retirement Plan July 1, 2001 Actuarial Valuation

Investment Return	Post-Ret. COLA	Salary Scale	Retirement Rates	Disability Rates			Termination Rates	
7.25 %	2.00 %	5.00 %	Later of (a) age 62, (b) 10 years service	200% of United Auto Workers Sample Rates			Sarason T-6 Sample Rates	
				Age	Male	Female	Age	Male and Female
				40	0.1 %	0.2 %	30	7.4 %
				50	0.4	0.5	40	6.1
				60	1.8	2.4	50	3.6
				64	4.4	5.8	55	1.4

Reconciliation of Changes in Unfunded Actuarial Accrued Liabilities

(Dollars in Thousands)

System	July 1, 2000 Unfunded Actuarial Accrued Liability (UAAL)	Amort. Payments	Interest for Year	Liability (Gain) Loss	Asset (Gain) Loss	Change in Benefit Provisions or Assump.	July 1, 2001 UAAL
Public Employees' Retirement Fund	\$ (567,771)	31,826	(38,856)	(57,483)	122,584	92,068	\$ (417,632)
1977 Police Officers' and Firefighters' Pension and Disability Fund*	112,899	(8,892)	7,801	740	16,715	0	129,263
1977 and 1985 Judges' Retirement System	78,715	(6,268)	5,252	(6,837)	2,708	0	73,570
Legislators Defined Benefit Plan	896	(77)	59	(74)	39	0	843
Prosecuting Attorneys' Retirement Fund	4,162	(321)	278	1,962	219	3,045	9,345
Excise Police & Conservation Enforcement Officers' Retirement Plan	11,904	(954)	794	2,745	614	0	15,103

* Beginning Date of 1-1-2000 rather than 7-1-2000, and ending date of 1-1-2001 rather than 7-1-2001.

Solvency Test

(Dollars in Thousands)

Actuarial Accrued Liabilities

System	As of July 1	Actuarial Accrued Liabilities			
		(1) Active Member Contributions	(2) Retired and Beneficiaries	(3) Active Member (Employer Financed Portion)	(4) Total Actuarial Accrued Liabilities
Public Employees' Retirement Fund	1996	\$ 1,140,426	1,751,629	2,926,879	\$ 7,699,885
	1997	1,264,456	1,893,179	3,126,230	5,818,934
	1998	1,288,353	2,074,561	3,267,237	6,283,865
	1999	1,428,913	2,158,640	3,488,428	6,630,151
	2000	1,647,901	2,303,679	3,748,305	7,699,885
	2001	1,728,972	2,426,062	4,150,638	8,305,672
1977 Police Officers' and Firefighters' Pension and Disability Fund (As of 1-1 instead of 7-1)	1996	\$ 120,006	44,274	540,087	\$ 704,367
	1997	138,677	54,115	628,136	820,929
	1998	160,266	62,842	729,297	952,405
	1999	184,102	329,662	801,511	1,315,275
	2000	210,396	353,230	887,828	1,451,454
	2001	238,840	384,128	997,326	1,620,294
1977 and 1985 Judges' Retirement System	1996	\$ 11,799	58,580	76,849	\$ 147,488
	1997	12,338	66,715	70,952	150,005
	1998	13,345	76,397	71,103	160,845
	1999	13,986	82,200	80,115	176,301
	2000	14,922	87,326	80,200	182,448
	2001	15,661	96,854	76,095	188,610
Legislators' Defined Benefit Plan	1996	\$ 0	1,871	3,558	\$ 5,430
	1997	0	2,091	3,338	5,429
	1998	0	2,152	3,233	5,385
	1999	0	2,388	3,085	5,473
	2000	0	2,152	3,302	5,453
	2001	0	2,431	3,077	5,508
Prosecuting Attorneys' Retirement Fund	1996	\$ 3,182	1,323	4,658	\$ 9,163
	1997	4,066	1,475	3,964	9,504
	1998	5,056	1,624	4,676	11,356
	1999	5,928	1,879	5,905	13,712
	2000	7,033	2,040	4,869	13,943
	2001	8,203	2,162	10,052	20,417
Excise Police & Conservation Enforcement Officers' Retirement Plan	1996	\$ 2,281	9,660	20,146	\$ 32,087
	1997	2,406	11,365	24,688	38,460
	1998	2,466	13,407	25,805	41,679
	1999	2,690	13,451	27,227	43,368
	2000	2,863	14,689	28,720	46,272
	2001	3,026	17,116	31,882	52,024

Solvency Test

(continued)

System	Actuarial Value Of Assets	Portion of Actuarial Accrued Liabilities Covered by Assets			
		(1)	(2)	(3)	(4)
Public Employees' Retirement Fund	\$ 5,776,621	100.0 %	100.0 %	98.6 %	99.3 %
	6,304,948	100.0	100.0	100.0	100.3
	6,914,957	100.0	100.0	100.0	104.3
	7,595,266	100.0	100.0	100.0	107.3
	8,267,657	100.0	100.0	100.0	107.4
	8,723,304	100.0	100.0	100.0	105.0
1977 Police Officers' and Firefighters' Pension and Disability Fund*	\$ 785,123	100.0 %	100.0 %	100.0 %	111.5 %
	909,519	100.0	100.0	100.0	110.8
	1,044,361	100.0	100.0	100.0	109.7
	1,184,905	100.0	100.0	83.7	90.1
	1,338,554	100.0	100.0	87.3	92.2
	1,491,030	100.0	100.0	87.0	92.0
1977 and 1985 Judges' Retirement System	\$ 56,759	100.0 %	76.4 %	0.0 %	38.5 %
	69,357	100.0	85.5	0.0	46.2
	79,594	100.0	86.7	0.0	49.5
	91,073	100.0	93.8	0.0	51.7
	103,733	100.0	100.0	1.9	56.9
	115,040	100.0	100.0	3.3	61.0
Legislators' Defined Benefit Plan	\$ 3,548	NA %	100.0 %	47.1 %	65.3 %
	3,834	NA	100.0	52.2	70.6
	4,041	NA	100.0	58.4	75.0
	4,319	NA	100.0	62.6	78.9
	4,557	NA	100.0	72.9	83.6
	4,666	NA	100.0	72.6	84.7
Prosecuting Attorneys' Retirement Fund	\$ 4,874	100.0 %	100.0 %	7.9 %	53.2 %
	5,970	100.0	100.0	10.8	62.8
	7,144	100.0	100.0	9.9	62.9
	8,322	100.0	100.0	8.7	60.7
	9,781	100.0	100.0	14.5	70.2
	11,073	100.0	100.0	7.0	54.2
Excise Police & Conservation Enforcement Officers' Retirement Plan	\$ 24,079	100.0 %	100.0 %	60.3 %	75.0 %
	26,324	100.0	100.0	50.8	68.4
	28,663	100.0	100.0	49.6	68.8
	31,510	100.0	100.0	56.4	72.7
	34,368	100.0	100.0	58.6	74.3
	36,921	100.0	100.0	52.6	71.0

Schedules of Active Member Valuation Data

(Dollars in Thousands—except Average)

System	As of July 1	Active Members	Active Members		
			Annual Payroll	Average Pay	Percent Increase
Public Employees' Retirement Fund	1996	142,336	\$ 2,921,541	\$ 20,526	1.2 %
	1997	142,011	3,056,390	21,522	4.9
	1998	141,383	3,110,162	21,998	2.2
	1999	141,441	3,250,197	22,979	4.5
	2000	146,613	3,482,453	23,753	3.4
	2001	145,019	3,587,080	24,735	4.1
1977 Police Officers' and Firefighters' Pension and Disability Fund	1996	7,641	\$ 238,157	\$ 31,168	4.2 %
	1997	8,113	262,590	32,367	3.8
	1998	8,655	291,479	33,677	4.0
	1999	9,228	321,348	34,823	3.4
	2000	9,729	352,377	36,219	4.0
	2001	10,388	389,200	37,466	3.4
1977 and 1985 Judges' Retirement System	1996	328	\$ 29,181	\$ 88,968	0.0 %
	1997	321	29,228	91,053	2.3
	1998	339	30,853	91,012	0.0
	1999	341	30,963	90,801	(0.2)
	2000	336	30,428	90,560	(0.3)
	2001	328	29,748	90,695	0.1
Legislators' Defined Benefit Plan	1996	79	\$ * NA	\$ * NA	* NA %
	1997	76	NA	NA	NA
	1998	64	NA	NA	NA
	1999	60	NA	NA	NA
	2000	60	NA	NA	NA
	2001	58	NA	NA	NA
* Benefits are not based on annual payroll.					
Prosecuting Attorneys' Retirement Fund	1996	182	\$ 11,169	\$ 61,370	NA %
	1997	192	11,811	61,513	0.2
	1998	181	11,673	64,494	4.8
	1999	202	12,566	62,210	(3.5)
	2000	240	13,422	55,926	(10.1)
	2001	211	13,636	64,624	15.6
Excise Police & Conservation Enforcement Officers' Retirement Plan	1996	256	\$ 8,999	\$ 35,152	13.5 %
	1997	246	9,855	40,061	14.0
	1998	247	10,137	41,040	2.4
	1999	269	11,317	42,071	2.5
	2000	261	11,306	43,318	3.0
	2001	255	12,486	48,966	13.0

Schedules of Retirants and Beneficiaries

(Dollars in Thousands—except Average)

System	Year Begin 7-1	Added to Rolls		Removed From Rolls		Rolls - End of Year		% Increase in Annual Allowances+	Average Annual Allowances+
		No.	Annual Allowances+	No.	Annual Allowances+	No.	Annual Allowances+		
Public Employees' Retirement Fund	1995	NA	\$ NA	NA	\$ NA	43,785	\$ 172,972	7.5	\$ 3,950
	1996	2,860	15,938	1,494	5,057	45,151	186,873	8.0	4,139
	1997	3,215	17,785	1,592	5,600	46,774	204,783	9.6	4,378
	1998	2,817	16,859	1,637	6,002	47,954	215,084	5.0	4,485
	1999	3,101	18,686	1,750	6,590	49,305	229,846	6.9	4,662
	2000	3,040	19,133	1,576	6,154	50,769	244,320	6.3	4,812
1977 Police Officers' and Firefighters' Pension and Disability Fund	1995	NA	\$ NA	NA	\$ NA	208	\$ 2,204.5	27.4	\$ 10,599
	1996	NA	NA	NA	NA	241	2,728.9	23.8	11,323
	1997	39	466.0	7	72.7	273	3,199.3	17.2	11,719
	1998*	1,312	20,911.7	41	643.9	1,544	23,811.6	644.3	15,422
	1999	153	2,606.0	51	790.1	1,646	25,710.5	8.0	15,620
	2000	134	2,070.9	63	805.1	1,717	27,729.3	7.9	16,150
*Indiana statute transferred benefit recipients as of July 1, 1998 from 1925, 1937 & 1953 Funds to this Fund.									
1977 and 1985 Judges' Retirement System	1995	NA	\$ NA	NA	\$ NA	192	\$ 5,519.2	2.0	\$ 28,746
	1996	NA	NA	NA	NA	210	6,335.4	14.8	30,169
	1997	9	411.9	4	79.7	215	6,994.1	10.4	32,531
	1998	18	877.8	12	313.7	221	7,393.2	5.7	33,454
	1999	16	715.5	8	180.7	229	7,822.1	5.8	34,158
	2000	20	935.8	7	175.0	242	8,484.8	8.5	35,061
Legislators' Defined Benefit Plan	1995	NA	\$ NA	NA	\$ NA	24	\$ 158.5	20.8	\$ 6,605
	1996	NA	NA	NA	NA	27	182.0	14.8	6,743
	1997	2	8.9	0	0.0	29	193.3	6.2	6,667
	1998	5	30.5	0	0.0	34	225.4	16.6	6,629
	1999	1	2.4	3	17.6	32	211.3	(6.3)	6,603
	2000	5	37.1	2	13.0	35	237.3	12.3	6,779
Prosecuting Attorneys' Retirement Fund	1995	NA	\$ NA	NA	\$ NA	12	\$ 130.9	NA	\$ 10,907
	1996	NA	NA	NA	NA	13	149.7	14.4	11,517
	1997	1	13.8	0	0	14	168.6	12.6	12,042
	1998	2	32.1	0	0	16	200.6	19.0	12,540
	1999	1	13.5	0	0	17	220.2	9.8	12,951
	2000	2	16.0	0	0	19	236.1	7.3	12,429
Excise Police & Conservation Enforcement Officers' Retirement Plan	1995	NA	\$ NA	NA	\$ NA	110	\$ 954.2	(1.8)	\$ 8,675
	1996	NA	NA	NA	NA	111	1,008.9	5.7	9,089
	1997	10	177.6	7	54.8	114	1,152.1	14.2	10,107
	1998	3	51.0	5	38.3	112	1,186.0	2.9	10,589
	1999	10	123.6	3	34.5	119	1,294.6	9.2	10,879
	2000	10	223.7	7	66.2	122	1,470.1	13.6	12,050

+Includes employee annuities



STATISTICAL SECTION

SCHEDULE OF ADDITIONS
BY SOURCE
80

SCHEDULE OF
DEDUCTIONS BY TYPE
81

SCHEDULE OF BENEFIT
DEDUCTIONS BY TYPE
82

SCHEDULE OF RETIRED MEMBERS
BY TYPE OF BENEFIT OPTION
83

SCHEDULE OF AVERAGE
BENEFIT PAYMENTS
84

SCHEDULE OF
PARTICIPATING EMPLOYERS
87

2002 COMPREHENSIVE ANNUAL FINANCIAL REPORT

PUBLIC EMPLOYEES' RETIREMENT FUND OF INDIANA

Schedule of Additions by Source

Year Ended June 30

(Dollars in Thousands)

System	Year	Member Contributions	Employer Contributions	Employer Contributions as a Percent of Covered Payroll	Net Investment Income (Loss)	Transfers from Systems	Other Additions	Total Additions
Public Employees' Retirement Fund	1997	\$ 96,751	187,761	6.1 %	\$ 486,871	2,141	1,127	774,651
	1998	96,786	196,457	6.3	855,924	1,606	1,652	1,152,424
	1999	104,864	203,054	6.2	735,051	1,401	2,514	1,046,885
	2000	111,484	215,559	6.2	535,004	1,036	238	863,321
	2001	113,969	198,744	5.5	(260,788)	2,057	348	54,330
	2002	119,377	208,020	5.2	(389,286)	1,251	446	(60,192)
Judges' Retirement System	1997	\$ 1,605	12,878	44.1 %	\$ 4,163	—	—	18,647
	1998	1,551	10,659	34.5	9,687	—	—	21,897
	1999	1,545	11,095	35.8	8,829	—	—	21,469
	2000	1,631	11,775	38.7	6,591	—	—	19,997
	2001	1,604	12,279	41.3	(3,366)	—	10	10,527
	2002	1,515	12,543	41.8	(5,198)	—	—	8,860
Excise Police and Conservation Enforcement Officers' Retirement Plan	1997	\$ 66	1,613	16.4 %	\$ 1,688	—	—	3,367
	1998	66	1,724	17.0	3,524	—	—	5,314
	1999	74	1,800	15.9	3,094	—	—	4,968
	2000	68	1,937	17.1	2,270	—	—	4,275
	2001	70	2,026	16.2	(1,117)	—	—	979
	2002	69	1,904	15.2	(1,687)	—	—	286
1977 Police Officers' and Firefighters' Pension and Disability Fund	1997	\$ 15,851	55,240	21.0 %	\$ 59,840	—	—	130,931
	1998	17,536	60,785	21.0	132,378	—	—	210,699
	1999	18,620	63,447	21.0	119,276	—	32	201,375
	2000	21,145	73,535	21.0	91,028	13	37	185,758
	2001	25,229	82,643	21.0	(45,778)	—	37	62,131
	2002	23,840	85,062	21.0	(70,509)	—	—	38,406
Legislators' Retirement System—Defined Benefit Plan	1997	\$ —	199	—	\$ 251	—	—	450
	1998	—	201	—	511	—	—	712
	1999	—	201	—	430	—	—	631
	2000	—	170	—	296	—	—	466
	2001	—	170	—	(157)	—	—	13
	2002	—	187	—	(233)	—	13	(46)
Prosecuting Attorneys' Retirement Fund	1997	\$ 759	174	1.5 %	\$ 357	—	—	1,289
	1998	809	184	1.6	848	—	—	1,840
	1999	819	184	1.5	863	—	—	1,866
	2000	830	275	2.0	624	—	—	1,730
	2001	843	275	2.0	(322)	—	—	796
	2002	803	436	3.3	(524)	—	—	715
Legislators' Retirement System—Defined Contribution Plan	1997	\$ 876	—	—	\$ 431	—	—	1,307
	1998	880	—	—	946	—	—	1,826
	1999	970	—	—	866	—	—	1,836
	2000	906	—	—	654	—	—	1,560
	2001	954	—	—	(393)	—	—	561
	2002	1,092	—	—	(446)	—	—	646

Schedule of Deductions by Type

Year Ended June 30

(Dollars in Thousands)

System	Year	Pension Benefits	Disability Benefits	Survivor Benefits	Funeral Benefits	Refunds	Transfers to Systems	Administrative	Total Deductions
Public Employees' Retirement Fund	1997	\$ 204,333	10,198	—	—	33,635	1,113	3,917	253,198
	1998	226,527	11,290	—	—	33,010	1,313	3,726	275,866
	1999	236,627	11,829	—	—	35,766	1,344	1,564	287,130
	2000	258,075	12,744	—	—	33,943	1,768	5,991	312,522
	2001	269,415	13,640	—	—	28,884	2,415	8,451	322,809
	2002	282,294	14,999	—	—	29,104	1,254	14,567	342,218
Judges' Retirement System	1997	\$ 5,739	158	—	—	38	—	58	5,993
	1998	6,756	165	—	—	45	—	155	7,122
	1999	7,135	198	—	—	4	—	200	7,537
	2000	7,513	208	—	—	21	—	156	7,899
	2001	7,974	227	—	—	59	—	199	8,459
	2002	8,176	179	—	—	2	—	250	8,607
Excise Police and Conservation Enforcement Officers' Retirement Plan	1997	\$ 954	44	—	—	9	—	54	1,061
	1998	1,098	44	—	—	3	—	135	1,280
	1999	1,114	40	—	—	—	—	149	1,303
	2000	1,211	42	—	—	4	—	143	1,400
	2001	1,377	43	—	—	1	—	151	1,572
	2002	1,523	48	—	—	—	—	239	1,810
1977 Police Officers' and Firefighters' Pension and Disability Fund	1997	\$ 91	2,105	526	4	1,942	—	343	5,010
	1998	105	2,589	598	24	1,915	—	551	5,782
	1999	11,049	5,679	1,869	101	2,125	—	1,534	22,356
	2000	15,649	6,993	3,346	96	1,972	—	580	28,635
	2001	16,805	7,724	3,778	156	1,574	—	656	30,693
	2002	17,807	8,359	4,282	99	2,091	—	1,409	34,047
Legislators' Retirement System—Defined Benefit Plan	1997	\$ 141	5	—	—	—	—	26	172
	1998	169	5	—	—	—	—	81	256
	1999	187	—	—	—	—	—	83	269
	2000	211	—	—	—	—	—	76	287
	2001	223	—	—	—	—	—	107	330
	2002	231	—	—	—	—	—	133	364
Prosecuting Attorneys' Retirement Fund	1997	\$ 134	—	—	—	22	—	33	188
	1998	152	—	—	—	29	—	81	262
	1999	188	—	—	—	179	—	71	438
	2000	216	—	—	—	54	—	69	339
	2001	224	—	—	—	32	—	76	332
	2002	267	—	—	—	49	—	125	441
Legislators' Retirement System—Defined Contribution Plan	1997	\$ —	—	—	—	577	—	—	577
	1998	—	—	—	—	120	—	—	120
	1999	—	—	—	—	611	—	—	611
	2000	—	—	—	—	306	—	—	306
	2001	—	—	—	—	378	—	—	378
	2002	—	—	—	—	149	—	—	149

Schedule of Benefit Deductions by Type

Year Ended June 30

(Dollars in Thousands)

System	Year	Pension Benefits	Disability Benefits	Survivor Benefits	Funeral Benefits	Total Benefits
Public Employees' Retirement Fund	1997	\$ 204,333	10,198	—	—	214,531
	1998	226,527	11,290	—	—	237,817
	1999	236,627	11,829	—	—	248,456
	2000	258,075	12,744	—	—	270,819
	2001	269,415	13,640	—	—	283,055
	2002	282,294	14,999	—	—	297,293
Judges' Retirement System	1997	\$ 5,379	158	—	—	5,897
	1998	6,756	165	—	—	6,922
	1999	7,135	198	—	—	7,332
	2000	7,513	208	—	—	7,721
	2001	7,974	227	—	—	8,201
	2002	8,176	179	—	—	8,355
Excise Police and Conservation Enforcement Officers' Retirement Plan	1997	\$ 954	44	—	—	998
	1998	1,098	44	—	—	1,142
	1999	1,114	40	—	—	1,154
	2000	1,211	42	—	—	1,253
	2001	1,377	43	—	—	1,420
	2002	1,523	48	—	—	1,571
1977 Police Officers' and Firefighters' Pension and Disability Fund	1997	\$ 91	2,105	526	4	2,726
	1998	105	2,589	598	24	3,317
	1999	11,049	5,679	1,869	101	18,697
	2000	15,649	6,993	3,346	96	26,083
	2001	16,805	7,724	3,778	156	28,463
	2002	17,807	8,359	4,282	99	30,547
Legislators' Retirement System—Defined Benefit Plan	1997	\$ 141	5	—	—	146
	1998	169	5	—	—	174
	1999	187	—	—	—	187
	2000	211	—	—	—	211
	2001	223	—	—	—	223
	2002	231	—	—	—	231
Prosecuting Attorneys' Retirement Plan	1997	\$ 134	—	—	—	134
	1998	152	—	—	—	152
	1999	188	—	—	—	188
	2000	216	—	—	—	216
	2001	224	—	—	—	224
	2002	267	—	—	—	267

Schedule of Retired Members by Type of Benefit Option

Year Ended June 30, 2002

(Dollars in Thousands)

System	Amount of Monthly Benefit	Number of Retirees by Benefit Option								
		1	2	3	4	5	6	7	8	Total
Public Employees' Retirement Fund	\$1-500	16,236	6,893	11,922	1,249	1,783	359	1,362	-	39,804
	501-1,000	3,706	1,880	3,039	546	760	69	592	-	10,592
	1,001-1,500	505	259	366	153	161	14	117	-	1,575
	1,501-2,000	92	62	105	33	31	1	30	-	354
	2,001-3,000	32	13	36	12	10	2	7	-	112
	over 3,000	37	2	2	-	3	-	9	-	53
		20,608	9,109	15,470	1,993	2,748	445	2,117	-	52,490
Judges' Retirement System	\$1-1,000	-	-	-	-	48	-	-	-	48
	1,001-2,000	-	-	-	-	58	-	-	-	58
	2,001-3,000	-	-	-	-	28	-	-	-	28
	3,001-4,000	-	-	-	-	85	-	-	-	85
	4,001-5,000	-	-	-	-	22	-	-	-	22
	over 5,000	-	-	-	-	2	-	-	-	2
		-	-	-	-	243	-	-	-	243
Excise Police and Conservation Enforcement Officers' Retirement Plan	\$1-500	-	-	-	-	46	-	-	-	46
	501-1,000	-	-	-	-	31	-	-	-	31
	1,001-1,500	-	-	-	-	35	-	-	-	35
	1,501-2,000	-	-	-	-	12	-	-	-	12
	2,001-3,000	-	-	-	-	9	-	-	-	9
	over 3,000	-	-	-	-	-	-	-	-	-
		-	-	-	-	133	-	-	-	133
1977 Police Officers' and Firefighters' Pension and Disability Fund	\$1-500	-	-	-	-	-	-	-	114	114
	501-1,000	-	-	-	-	-	-	-	461	461
	1,001-1,500	-	-	-	-	-	-	-	839	839
	1,501-2,000	-	-	-	-	-	-	-	425	425
	2,001-3,000	-	-	-	-	-	-	-	66	66
	over 3,000	-	-	-	-	-	-	-	1	1
		-	-	-	-	-	-	1,906	1,906	
Legislators' Retirement System—Defined Benefit Plan	\$1-500	-	-	-	-	22	-	-	-	22
	501-1,000	-	-	-	-	9	-	-	-	9
	1,001-1,500	-	-	-	-	4	-	-	-	4
	1,501-2,000	-	-	-	-	-	-	-	-	-
	2,001-3,000	-	-	-	-	-	-	-	-	-
	over 3,000	-	-	-	-	-	-	-	-	-
		-	-	-	-	35	-	-	-	35
Prosecuting Attorneys' Retirement Fund	\$1-500	-	-	-	-	3	-	-	-	3
	501-1,000	-	-	-	-	5	-	-	-	5
	1,001-1,500	-	-	-	-	10	-	-	-	10
	1,501-2,000	-	-	-	-	1	-	-	-	1
	2,001-3,000	-	-	-	-	-	-	-	-	-
	over 3,000	-	-	-	-	-	-	-	-	-
		-	-	-	-	19	-	-	-	19

1 – Monthly benefit for retiree's life. If retiree receives benefits for at least five years prior to their death, there is no benefit payable to a designated beneficiary. If retiree dies prior to receiving benefits for five years, the beneficiary will receive the remainder of those five years of monthly benefits or the present value of those remaining payments in a lump sum.

2 – Monthly benefit for retiree's life. Upon retiree's death, no benefit payable to beneficiary.

3 – Monthly benefit for retiree's life. Upon retiree's death, beneficiary receives the same monthly benefit for life.

4 – Monthly benefit for retiree's life. Upon retiree's death, beneficiary receives two-thirds of the monthly benefit for life.

5 – Monthly benefit for retiree's life. Upon retiree's death, beneficiary receives one-half of the monthly benefit for life.

6 – Monthly benefit for retiree between ages 50 and 62 who elects to integrate Social Security with the PERF benefit. At age 62, PERF benefit is reduced or terminated depending on the estimated monthly benefit from Social Security at age 62.

7 – Monthly benefit for retiree's life. If retiree dies prior to receiving benefit for five years, beneficiary receives either a monthly benefit of the pension amount only for the remainder of those five years, or the present value of those pension payments in a lump sum. Beneficiary also receives a single payment of any residual balance remaining in retiree's annuity savings account, if not already depleted.

8 – Denotes members who are receiving a survivor benefit from this particular fund.

Schedule of Average Benefit Payments

Year Ended June 30

Fund	Year		Years of Service					30+
			5-9 ³	10-14	15-19	20-24	25-29	
Public Employees' Retirement Fund¹	1997	Average Monthly Defined Benefit	\$ 101	\$ 180	\$ 290	\$ 381	\$ 520	\$ 840
		Average Monthly Annuity	27	68	104	125	160	253
		Average Final Average Salary	16,946	17,655	20,841	20,849	23,079	27,362
		Number of Retired	38	275	352	330	233	210
	1998	Average Monthly Defined Benefit	115	197	374	374	517	840
		Average Monthly Annuity	35	78	104	129	170	255
		Average Final Average Salary	17,251	19,964	21,164	20,622	22,738	27,076
		Number of Retired	47	256	300	282	228	201
	1999	Average Monthly Defined Benefit	125	200	302	419	559	881
		Average Monthly Annuity	35	78	116	151	197	308
		Average Final Average Salary	18,173	19,684	21,542	23,161	24,178	29,270
		Number of Retired	37	276	298	323	203	202
	2000	Average Monthly Defined Benefit	104	204	330	399	516	882
		Average Monthly Annuity	32	88	131	147	187	310
		Average Final Average Salary	18,861	20,092	23,691	22,024	21,930	28,912
		Number of Retired	20	279	222	305	204	188
	2001	Average Monthly Defined Benefit	100	219	330	413	605	964
		Average Monthly Annuity	40	92	131	161	223	355
		Average Final Average Salary	16,582	20,783	23,691	22,597	26,717	31,823
		Number of Retired	11	220	222	210	157	154
2002	Average Monthly Defined Benefit	134	192	302	388	505	867	
	Average Monthly Annuity	40	84	134	159	210	364	
	Average Final Average Salary	19,717	20,278	23,903	22,435	24,229	31,447	
	Number of Retired	31	262	280	218	149	123	
Public Employees' Retirement Fund²	1997	Average Monthly Defined Benefit	\$ 108	\$ 191	\$ 295	\$ 385	\$ 576	\$ 864
		Average Total ASA Distribution	4,285	8,413	16,644	17,687	23,775	36,041
		Average Final Average Salary	16,334	18,811	21,367	21,368	24,432	28,867
		Number of Retired	62	231	399	271	219	226
	1998	Average Monthly Defined Benefit	124	206	281	412	545	879
		Average Total ASA Distribution	4,820	9,017	14,108	18,452	24,838	37,786
		Average Final Average Salary	19,204	20,168	21,219	22,733	24,312	29,389
		Number of Retired	79	243	361	302	210	182
	1999	Average Monthly Defined Benefit	116	211	310	408	578	924
		Average Total ASA Distribution	4,623	10,008	15,409	19,467	25,437	39,885
		Average Final Average Salary	17,800	20,520	22,871	23,054	25,138	30,741
		Number of Retired	66	244	372	312	227	212
	2000	Average Monthly Defined Benefit	126	218	218	437	594	953
		Average Total ASA Distribution	5,498	10,462	10,462	21,203	29,080	42,117
		Average Final Average Salary	19,054	20,891	20,891	24,580	26,260	31,576
		Number of Retired	37	272	272	338	246	238
	2001	Average Monthly Defined Benefit	110	217	217	446	597	1,035
		Average Total ASA Distribution	4,817	11,161	11,161	22,947	29,191	44,352
		Average Final Average Salary	19,810	19,869	19,869	24,866	26,046	33,862
		Number of Retired	11	207	207	289	231	243
2002	Average Monthly Defined Benefit	113	191	294	402	530	840	
	Average Total ASA Distribution	4,527	10,411	14,847	19,289	24,338	39,530	
	Average Final Average Salary	17,721	20,627	24,415	26,292	26,995	33,773	
	Number of Retired	38	233	355	361	255	290	

¹ Members may choose to take the distribution of their Annuity Savings Account (ASA) in two ways. This represents those retirees who elected to receive their ASA account as a supplement in addition to their monthly pension benefit.

² Members may choose to take the distribution of their Annuity Savings Account (ASA) in two ways. This represents those retirees who elected to receive their ASA account balance as a total distribution at the time of retirement.

³ Members with less than 10 years of service are receiving a disability benefit from PERF.

Schedule of Average Benefit Payments

Year Ended June 30

Fund	Year		Years of Service					
			5-9	10-14	15-19	20-24	25-29	30+
Judges' Retirement System	1997	Average Monthly Benefit	\$ 3,750	\$ 3,400	\$ 3,911	\$ 4,184	\$ -	\$ 5,061
		Average Final Average Salary	90,000	85,000	85,000	85,000	-	5,000
		Number of Retired	1	8	5	6	-	1
	1998	Average Monthly Benefit	1,830	3,695	-	4,616	-	-
		Average Final Average Salary	85,000	90,000	-	70,000	-	-
		Number of Retired	1	3	-	4	-	-
	1999	Average Monthly Benefit	-	3,769	4,097	4,603	4,500	-
		Average Final Average Salary	-	90,000	90,000	80,000	90,000	-
		Number of Retired	-	4	4	8	1	-
	2000	Average Monthly Benefit	2,081	3,722	4,275	4,500	5,250	4,500
		Average Final Average Salary	90,000	90,000	90,000	90,000	30,000	90,000
		Number of Retired	1	-	1	1	4	1
	2001	Average Monthly Benefit	-	2,910	4,200	4,500	4,500	4,500
		Average Final Average Salary	-	90,000	90,000	90,000	90,000	90,000
		Number of Retired	-	2	1	6	6	1
	2002	Average Monthly Benefit	1,783	1,972	3,947	-	4,402	4,301
		Average Final Average Salary	90,000	90,000	90,000	-	90,000	90,000
		Number of Retired	1	3	1	-	1	1
Excise Police and Conservation Enforcement Officers' Retirement Plan	1997	Average Monthly Benefit	\$ -	\$ -	\$ -	\$ -	\$ 1,328	\$ 1,802
		Average Final Average Salary	-	-	-	-	35,262	36,453
		Number of Retired	-	-	-	-	2	3
	1998	Average Monthly Benefit	-	-	508	-	1,516	2,075
		Average Final Average Salary	-	-	1,673	-	38,064	43,456
		Number of Retired	-	-	1	-	2	5
	1999	Average Monthly Benefit	-	-	-	-	1,404	2,559
		Average Final Average Salary	-	-	-	-	33,037	54,854
		Number of Retired	-	-	-	-	1	1
	2000	Average Monthly Benefit	-	-	-	974	1,857	2,141
		Average Final Average Salary	-	-	-	40,194	42,053	43,786
		Number of Retired	-	-	-	2	1	2
	2001	Average Monthly Benefit	-	-	-	1,378	2,237	2,133
		Average Final Average Salary	-	-	-	38,168	49,728	43,351
		Number of Retired	-	-	-	1	3	3
	2002	Average Monthly Benefit	-	209	572	-	2,004	2,338
		Average Final Average Salary	-	9,318	20,047	-	45,911	49,761
		Number of Retired	-	3	4	-	1	3
1977 Police Officers' and Firefighters' Pension and Disability Fund¹	1997	Average Monthly Benefit	\$ 1,299	\$ 1,288	\$ 1,303	\$ 1,289	\$ 1,672	\$ 1,863
		Average Final Average Salary	31,179	30,935	31,289	28,716	31,350	30,751
		Number of Retired	5	9	14	38	40	24
	1998	Average Monthly Benefit	1,418	1,171	1,271	1,313	1,688	1,848
		Average Final Average Salary	34,046	28,123	30,522	28,854	31,188	30,734
		Number of Retired	7	4	13	36	50	30
	1999	Average Monthly Benefit	1,480	1,494	1,360	1,215	1,345	1,847
		Average Final Average Salary	35,542	35,871	32,656	27,374	25,644	30,681
		Number of Retired	6	3	11	27	5	3
	2000	Average Monthly Benefit	1,320	1,510	1,343	1,276	1,563	2,433
		Average Final Average Salary	31,658	36,247	32,240	29,436	29,853	41,718
		Number of Retired	7	15	7	104	18	2

¹ Members receiving benefits in this fund with less than 20 years of service are receiving a disability benefit from the 1977 Police Officers' and Firefighters' Pension and Disability Fund. Since January 1, 1990, there are two disability programs under this fund. The original program is available only to members initially hired before January 1, 1990 and who elected not to be covered by the new program. The new program is applicable to all members hired after December 31, 1989. Members deemed qualified under the original program are entitled to a benefit equal to that of a member with 20 years of service at age 55, and subject to annual medical review up to the point the member actually reaches 20 years of service and age 55. The new program has three "classes" of impairment with varied entitlements based on the covered impairment.

Schedule of Average Benefit Payments

Year Ended June 30

Fund	Year		Years of Service					
			5-9	10-14	15-19	20-24	25-29	30+
1977 Police Officers' and Firefighters' Pension and Disability Fund¹ <i>continued</i>	2001	Average Monthly Benefit	\$ 1,441	\$ 1,478	\$ 4,200	\$ 1,490	\$ 1,915	\$ 1,800
		Average Final Average Salary	36,718	35,489	90,000	35,774	35,318	30,000
		Number of Retired	9	9	1	15	5	1
	2002	Average Monthly Benefit	1,219	1,552	1,348	1,432	2,352	1,798
		Average Final Average Salary	32,183	39,458	30,446	29,444	42,774	23,000
		Number of Retired	2	5	4	50	1	1
Legislators' Retirement System—Defined Benefit Plan²	1997	Average Monthly Defined Benefit	\$ -	\$ 429	\$ 640	\$ -	\$1,000	\$ -
		Average Final Average Salary	-	35,965	21,527	-	18,275	-
		Number of Retired	-	2	2	-	1	-
	1998	Average Monthly Defined Benefit	360	418	-	920	-	-
		Average Final Average Salary	11,600	11,600	-	11,600	-	-
		Number of Retired	1	1	-	1	-	-
	1999	Average Monthly Defined Benefit	200	440	600	-	1,000	-
		Average Final Average Salary	27,825	29,409	18,742	-	23,017	-
		Number of Retired	1	1	1	-	1	-
	2000	Average Monthly Defined Benefit	-	-	-	-	-	-
		Average Final Average Salary	-	-	-	-	-	-
		Number of Retired	-	-	-	-	-	-
	2001	Average Monthly Defined Benefit	-	490	680	840	-	-
		Average Final Average Salary	-	18,275	11,600	39,521	-	-
		Number of Retired	-	1	1	1	-	-
	2002	Average Monthly Defined Benefit	-	447	-	-	-	-
		Average Final Average Salary	-	11,600	-	-	-	-
		Number of Retired	-	1	-	-	-	-
Prosecuting Attorneys' Retirement Fund	1997	Average Monthly Benefit	\$ -	\$ 877	\$ -	\$ 1,363	\$ -	\$ -
		Average Final Average Salary	-	46,305	-	75,000	-	-
		Number of Retired	-	1	-	1	-	-
	1998	Average Monthly Benefit	-	-	-	-	-	-
		Average Final Average Salary	-	-	-	-	-	-
		Number of Retired	-	-	-	-	-	-
	1999	Average Monthly Benefit	-	1,396	953	-	-	1,497
		Average Final Average Salary	-	67,500	58,850	-	-	90,000
		Number of Retired	-	2	1	-	-	1
	2000	Average Monthly Benefit	-	1,012	802	-	-	-
		Average Final Average Salary	-	40,500	58,544	-	-	-
		Number of Retired	-	1	1	-	-	-
	2001	Average Monthly Benefit	-	-	462	-	-	-
		Average Final Average Salary	-	-	32,008	-	-	-
		Number of Retired	-	-	1	-	-	-
	2002	Average Monthly Benefit	-	882	-	-	-	-
		Average Final Average Salary	-	40,500	-	-	-	-
		Number of Retired	-	1	-	-	-	-

¹ Members receiving benefits in this fund with less than 20 years of service are receiving a disability benefit from the 1977 Police Officers' and Firefighters' Pension and Disability Fund. Since January 1, 1990, there are two disability programs under this fund. The original program is available only to members initially hired before January 1, 1990 and who elected not to be covered by the new program. The new program is applicable to all members hired after December 31, 1989. Members deemed qualified under the original program are entitled to a benefit equal to that of a member with 20 years of service at age 55, and subject to annual medical review up to the point the member actually reaches 20 years of service and age 55. The new program has three "classes" of impairment with varied entitlements based on the covered impairment.

² Benefit calculations for this fund are based on years of service, not final average salary.

Schedule of Participating Employers

Year Ended June 30

PE= Public Employees' Retirement Fund
 LE= Legislators' Retirement System
 PA= Prosecuting Attorneys' Retirement Fund
 JU= 1977 and 1985 Judges' Retirement System
 77= 1977 Police Officers' and Firefighters' Pension
 and Disability Fund
 EC= Excise Police and Conservation Enforcement
 Officers' Retirement Fund

Employer's Name	PE	LE	PA	JU	77	EC
-----------------	----	----	----	----	----	----

State Employers

STATE OF INDIANA	PE	LE	PA	JU		EC
BALL STATE UNIVERSITY	PE					
CAPITAL IMPROVEMENTS BOARD	PE					
EMPLOYMENT SECURITY DIVISION	PE					
INDIANA BOARD FOR DEPOSITORIES	PE					
INDIANA BOND BANK	PE					
INDIANA DEVELOPMENT FINANCE AUTHORITY	PE					
INDIANA HOUSING FINANCE AUTHORITY	PE					
INDIANA NATIONAL GUARD						
INDIANA PORT COMMISSION	PE					
INDIANA STATE UNIVERSITY	PE					
INDIANA TRANSPORTATION FINANCE AUTHORITY	PE					
INDIANA UNIVERSITY	PE					
INDIANA UNIVERSITY PURDUE UNIVERSITY	PE					
INDIANA VOCATIONAL TECHNICAL SCHOOL	PE					
INDIANA WHITE RIVER STATE PARK DEVELOPMENT COMMISSION	PE					
INTELENET COMMISSION	PE					
PURDUE UNIVERSITY	PE					
STATE FAIR COMMISSION	PE					
STATE OFFICE BUILDING COMMISSION	PE					
TOLL ROAD COMMISSION	PE					
UNIVERSITY OF SOUTHERN INDIANA	PE					
VINCENNES UNIVERSITY	PE					

Counties

ADAMS COUNTY	PE
ALLEN COUNTY	PE
BARTHOLOMEW COUNTY	PE
BENTON COUNTY	PE
BLACKFORD COUNTY	PE
BOONE COUNTY	PE
BROWN COUNTY	PE
CARROLL COUNTY	PE
CASS COUNTY	PE

Employer's Name

Employer's Name	PE	LE	PA	JU	77	EC
CLARK COUNTY	PE					
CLAY COUNTY	PE					
CLINTON COUNTY	PE					
CRAWFORD COUNTY	PE					
DAVISS COUNTY	PE					
DEARBORN COUNTY	PE					
DECATUR COUNTY	PE					
DEKALB COUNTY	PE					
DELAWARE COUNTY	PE					
DUBOIS COUNTY	PE					
ELKHART COUNTY	PE					
FAYETTE COUNTY	PE					
FLOYD COUNTY	PE					
FOUNTAIN COUNTY						
FRANKLIN COUNTY						PE
FULTON COUNTY						PE
GIBSON COUNTY						PE
GRANT COUNTY						PE
GREENE COUNTY						PE
HAMILTON COUNTY						PE
HANCOCK COUNTY						PE
HARRISON COUNTY						PE
HENDRICKS COUNTY						PE
HENRY COUNTY						PE
HOWARD COUNTY						PE
HUNTINGTON COUNTY						PE
JACKSON COUNTY						PE
JASPER COUNTY						PE
JAY COUNTY						PE
JEFFERSON COUNTY						PE
JENNINGS COUNTY						PE
JOHNSON COUNTY						PE
KNOX COUNTY						PE
KOSCIUSKO COUNTY						PE
LAGRANGE COUNTY						PE
LAKE COUNTY						PE
LAPORTE COUNTY						PE
LAWRENCE COUNTY						PE
MADISON COUNTY						PE
MARION COUNTY						PE
MARSHALL COUNTY						PE
MARTIN COUNTY						PE
MIAMI COUNTY						PE
MONROE COUNTY						PE
MONTGOMERY COUNTY						PE
MORGAN COUNTY						PE
NEWTON COUNTY						PE
NOBLE COUNTY						PE

Schedule of Participating Employers

Year Ended June 30

Employer's Name	PE	LE	PA	JU	77	EC	Employer's Name	PE	LE	PA	JU	77	EC
OHIO COUNTY							CITY OF BRAZIL						77
ORANGE COUNTY	PE						CITY OF BUTLER	PE					77
OWEN COUNTY	PE						CITY OF CANNELTON						77
PARKE COUNTY	PE						CITY OF CARMEL	PE					77
PERRY COUNTY	PE						CITY OF CHARLESTOWN	PE					77
PIKE COUNTY	PE						CITY OF CLINTON	PE					77
PORTER COUNTY	PE						CITY OF COLUMBIA CITY	PE					77
POSEY COUNTY	PE						CITY OF COLUMBUS	PE					77
PULASKI COUNTY	PE						CITY OF CONNERSVILLE	PE					77
PUTNAM COUNTY	PE						CITY OF COVINGTON						77
RANDOLPH COUNTY	PE						CITY OF CRAWFORDSVILLE	PE					77
RIPLEY COUNTY	PE						CITY OF CROWN POINT	PE					77
RUSH COUNTY	PE						CITY OF DECATUR	PE					77
SCOTT COUNTY	PE						CITY OF DELPHI	PE					77
SHELBY COUNTY	PE						CITY OF DUNKIRK	PE					77
SPENCER COUNTY	PE						CITY OF EAST CHICAGO	PE					77
ST JOSEPH COUNTY	PE						CITY OF ELKHART	PE					77
STARKE COUNTY	PE						CITY OF ELWOOD	PE					77
STEBEN COUNTY	PE						CITY OF EVANSVILLE	PE					77
TIPPECANOE COUNTY	PE						CITY OF FORT WAYNE	PE					77
TIPTON COUNTY	PE						CITY OF FRANKFORT	PE					77
WARRICK COUNTY	PE						CITY OF FRANKLIN	PE					77
WASHINGTON COUNTY	PE						CITY OF GARRETT	PE					77
WAYNE COUNTY	PE						CITY OF GARY	PE					77
WELLS COUNTY	PE						CITY OF GAS CITY	PE					77
WHITE COUNTY	PE						CITY OF GOSHEN	PE					77
WHITLEY COUNTY	PE						CITY OF GREENCASTLE	PE					77
UNION COUNTY	PE						CITY OF GREENFIELD	PE					77
VANDERBURGH COUNTY	PE						CITY OF GREENSBURG	PE					77
VERMILLION COUNTY	PE						CITY OF GREENWOOD	PE					77
VIGO COUNTY	PE						CITY OF HAMMOND	PE					77
WABASH COUNTY	PE						CITY OF HARTFORD	PE					77
							CITY OF HOBART	PE					77
Cities and Towns							CITY OF HUNTINGBURG	PE					77
CITY OF ALEXANDRIA	PE					77	CITY OF HUNTINGTON	PE					77
CITY OF ANDERSON	PE					77	CITY OF INDIANAPOLIS	PE					77
CITY OF ANGOLA	PE					77	CITY OF JASONVILLE	PE					77
CITY OF ATTICA	PE					77	CITY OF JASPER	PE					77
CITY OF AUBURN	PE					77	CITY OF JEFFERSONVILLE	PE					77
CITY OF AURORA	PE					77	CITY OF KENDALLVILLE	PE					77
CITY OF BATESVILLE	PE					77	CITY OF KNOX	PE					77
CITY OF BEDFORD	PE					77	CITY OF KOKOMO	PE					77
CITY OF BEECH GROVE	PE					77	CITY OF LAFAYETTE	PE					77
CITY OF BERNE	PE					77	CITY OF LAKE STATION	PE					77
CITY OF BICKNELL						77	CITY OF LAPORTE	PE					77
CITY OF BLOOMINGTON	PE					77	CITY OF LAWRENCE	PE					77
CITY OF BLUFFTON	PE					77	CITY OF LAWRENCEBURG	PE					77
CITY OF BOONVILLE	PE					77	CITY OF LEBANON	PE					77

Schedule of Participating Employers

Year Ended June 30

Employer's Name	PE	LE	PA	JU	77	EC	Employer's Name	PE	LE	PA	JU	77	EC
CITY OF LIGONIER	PE					77	CITY OF WASHINGTON	PE					77
CITY OF LINTON	PE					77	CITY OF WEST LAFAYETTE	PE					77
CITY OF LOGANSPORT	PE					77	CITY OF WHITE RIVER						77
CITY OF LOOGOOTE	PE					77	CITY OF WHITING	PE					77
CITY OF MADISON	PE					77	CITY OF WINCHESTER	PE					77
CITY OF MARION	PE					77	PERRY CLEAR CREEK - FIRE PROTECTION DISTRICT						77
CITY OF MARTINSVILLE	PE					77	TOWN OF ADVANCE	PE					
CITY OF MICHIGAN CITY	PE					77	TOWN OF AKRON	PE					
CITY OF MISHAWAKA	PE					77	TOWN OF ALBANY	PE					
CITY OF MITCHELL	PE					77	TOWN OF ALBION	PE					
CITY OF MONTICELLO	PE					77	TOWN OF ARCADIA	PE					
CITY OF MONTEPELIER	PE					77	TOWN OF ARGOS	PE					77
CITY OF MT VERNON						77	TOWN OF ASHLEY	PE					
CITY OF MUNCIE	PE					77	TOWN OF AUSTIN	PE					77
CITY OF NAPPANEE	PE					77	TOWN OF AVILLA	PE					
CITY OF NEW ALBANY	PE					77	TOWN OF BAINBRIDGE	PE					
CITY OF NEW CASTLE	PE					77	TOWN OF BATTLE GROUND	PE					
CITY OF NEW HAVEN	PE					77	TOWN OF BIRDSEYE	PE					
CITY OF NOBLESVILLE	PE					77	TOWN OF BLOOMFIELD	PE					
CITY OF NORTH VERNON	PE					77	TOWN OF BOSWELL	PE					
CITY OF OAKLAND CITY	PE					77	TOWN OF BOURBON	PE					
CITY OF PERU	PE					77	TOWN OF BREMEN	PE					77
CITY OF PETERSBURG	PE					77	TOWN OF BRISTOL	PE					
CITY OF PLYMOUTH	PE					77	TOWN OF BROOK	PE					
CITY OF PORTAGE	PE					77	TOWN OF BROOKSTON	PE					
CITY OF PORTLAND	PE					77	TOWN OF BROOKVILLE	PE					
CITY OF PRINCETON	PE					77	TOWN OF BROWNSBURG	PE					77
CITY OF RENSSELAER	PE					77	TOWN OF BUNKER HILL	PE					
CITY OF RICHMOND	PE					77	TOWN OF BURLINGTON	PE					
CITY OF RISING SUN	PE					77	TOWN OF BURNS HARBOR	PE					
CITY OF ROCHESTER	PE					77	TOWN OF CAMBRIDGE CITY	PE					
CITY OF ROCKPORT	PE						TOWN OF CARBON	PE					
CITY OF RUSHVILLE	PE					77	TOWN OF CARLISLE	PE					
CITY OF SALEM	PE					77	TOWN OF CEDAR LAKE	PE					77
CITY OF SCOTTSBURG	PE					77	TOWN OF CENTERVILLE	PE					
CITY OF SEYMOUR	PE					77	TOWN OF CHANDLER	PE					
CITY OF SHELBYVILLE	PE					77	TOWN OF CHESTERFIELD	PE					
CITY OF SOUTH BEND	PE					77	TOWN OF CHESTERTON	PE					77
CITY OF SOUTHPORT	PE						TOWN OF CICERO	PE					77
CITY OF SULLIVAN						77	TOWN OF CLARKS HILL	PE					
CITY OF TELL CITY	PE					77	TOWN OF CLARKSVILLE	PE					77
CITY OF TERRE HAUTE	PE					77	TOWN OF CLEAR LAKE	PE					
CITY OF TIPTON						77	TOWN OF CLOVERDALE	PE					
CITY OF UNION CITY	PE					77	TOWN OF COLFAX	PE					
CITY OF VALPARAISO	PE					77	TOWN OF CONVERSE	PE					
CITY OF VINCENNES	PE					77	TOWN OF CORYDON	PE					
CITY OF WABASH	PE					77	TOWN OF CROTHERSVILLE	PE					
CITY OF WARSAW	PE					77							

Schedule of Participating Employers

Year Ended June 30

Employer's Name	PE	LE	PA	JU	77	EC	Employer's Name	PE	LE	PA	JU	77	EC
TOWN OF CULVER	PE						TOWN OF LEWISVILLE	PE					
TOWN OF CUMBERLAND	PE						TOWN OF LIBERTY	PE					
TOWN OF DALEVILLE	PE						TOWN OF LONG BEACH	PE					
TOWN OF DANVILLE	PE						TOWN OF LOWELL	PE				77	
TOWN OF DARLINGTON	PE						TOWN OF LYNN	PE					
TOWN OF DAYTON	PE						TOWN OF MARKLE	PE					
TOWN OF DILLSBORO	PE						TOWN OF MATTHEWS	PE					
TOWN OF DUBLIN	PE						TOWN OF MENTONE	PE					
TOWN OF DUGGER	PE						TOWN OF MERIDIAN HILLS	PE					
TOWN OF DYER	PE				77		TOWN OF MERRILLVILLE	PE				77	
TOWN OF EATON	PE						TOWN OF MIDDLETOWN	PE					
TOWN OF EDGEWOOD	PE						TOWN OF MILAN	PE					
TOWN OF EDINBURGH	PE						TOWN OF MILFORD	PE					
TOWN OF ELLETTSVILLE	PE						TOWN OF MILLERSBURG	PE					
TOWN OF FAIRMOUNT	PE						TOWN OF MILTON	PE					
TOWN OF FARMLAND	PE						TOWN OF MONON	PE					
TOWN OF FISHERS	PE				77		TOWN OF MONROE	PE					
TOWN OF FLORA	PE						TOWN OF MOORESVILLE	PE				77	
TOWN OF FORT BRANCH	PE						TOWN OF MOROCCO	PE					
TOWN OF FORTVILLE	PE						TOWN OF MOUNT SUMMIT	PE					
TOWN OF FRANKTON	PE						TOWN OF MULBERRY	PE					
TOWN OF FREMONT	PE						TOWN OF MUNSTER	PE				77	
TOWN OF FRENCH LICK	PE						TOWN OF NASHVILLE	PE					
TOWN OF GASTON	PE						TOWN OF NEW CARLISLE	PE					
TOWN OF GENEVA	PE						TOWN OF NEW CHICAGO	PE					
TOWN OF GRABILL	PE						TOWN OF NEW HARMONY	PE					
TOWN OF GRANDVIEW	PE						TOWN OF NEW PALENSTNE	PE					
TOWN OF GREENDALE	PE				77		TOWN OF NEW PEKIN	PE					
TOWN OF GREENS FORK	PE						TOWN OF NEW ROSS	PE					
TOWN OF GREENTOWN	PE						TOWN OF NEW WHITELAND	PE					
TOWN OF GRIFFITH	PE				77		TOWN OF NEWBURGH	PE					
TOWN OF HAGERSTOWN	PE						TOWN OF NORTH JUDSON	PE					
TOWN OF HAMILTON	PE						TOWN OF NORTH LIBERTY	PE					
TOWN OF HANOVER	PE						TOWN OF NORTH MANCHESTER	PE					
TOWN OF HARMONY	PE						TOWN OF NORTH WEBSTER	PE					
TOWN OF HEBRON	PE						TOWN OF OAKTOWN	PE					
TOWN OF HIGHLAND	PE				77		TOWN OF ODON	PE					
TOWN OF HUNTERTOWN	PE						TOWN OF OGDEN DUNES	PE					
TOWN OF JAMESTOWN	PE						TOWN OF OOLITIC	PE					
TOWN OF JONESBORO	PE						TOWN OF ORLAND	PE					
TOWN OF KINGSFORD HEIGHTS	PE						TOWN OF ORLEANS	PE					
TOWN OF KNIGHTSTOWN	PE						TOWN OF OSGOOD	PE					
TOWN OF LADOGA	PE						TOWN OF OSSIAN	PE				77	
TOWN OF LAFONTAINE	PE						TOWN OF OTTERBEIN	PE					
TOWN OF LAGRANGE	PE						TOWN OF PAOLI	PE					
TOWN OF LAGRO	PE						TOWN OF PENDLETON	PE					
TOWN OF LAPAZ	PE						TOWN OF PITTSBORO	PE					
TOWN OF LAPEL	PE						TOWN OF PLAINFIELD	PE				77	

Schedule of Participating Employers

Year Ended June 30

Employer's Name	PE	LE	PA	JL	77	EC	Employer's Name	PE	LE	PA	JL	77	EC
TOWN OF PORTER	PE					77	Townships						
TOWN OF POSEYVILLE	PE						ABOITE TOWNSHIP - ALLEN COUNTY	PE					
TOWN OF PRINCE'S LAKES	PE						ADAMS TOWNSHIP - ALLEN COUNTY	PE					
TOWN OF REMINGTON	PE						ADAMS TOWNSHIP - PARKE COUNTY	PE					
TOWN OF ROACHDALE	PE						ANDERSON TOWNSHIP - MADISON COUNTY	PE					
TOWN OF ROCKVILLE	PE						BAINBRIDGE TOWNSHIP - DUBOIS COUNTY	PE					
TOWN OF ROME CITY	PE						BEAVER TOWNSHIP - NEWTON COUNTY	PE					
TOWN OF ROSSVILLE	PE						BEECH CREEK TOWNSHIP -						
TOWN OF ROYAL CENTER	PE						GREENE COUNTY	PE					
TOWN OF RUSSIAVILLE	PE						BLOOMFIELD TOWNSHIP -						
TOWN OF SCHERERVILLE	PE					77	LAGRANGE COUNTY	PE					
TOWN OF SELLERSBURG	PE					77	BLOOMINGTON TOWNSHIP -						
TOWN OF SHARPSVILLE	PE						MONROE COUNTY	PE					
TOWN OF SHELBURN	PE						BOURBON TOWNSHIP -						
TOWN OF SHOALS	PE						MARSHALL COUNTY	PE					
TOWN OF SOUTH WHITLEY	PE						BROWN TOWNSHIP - MORGAN COUNTY	PE				77	
TOWN OF SPEEDWAY	PE					77	BUCK CREEK TOWNSHIP -						
TOWN OF SPENCER	PE						HANCOCK COUNTY	PE				77	
TOWN OF SPICELAND	PE						CALUMET TOWNSHIP - LAKE COUNTY	PE					
TOWN OF ST JOHN	PE					77	CENTER TOWNSHIP - BOONE COUNTY	PE					
TOWN OF ST LEON	PE						CENTER TOWNSHIP - DELAWARE COUNTY	PE					
TOWN OF SUMMITVILLE	PE						CENTER TOWNSHIP - GRANT COUNTY	PE					
TOWN OF THORNTOWN	PE						CENTER TOWNSHIP - HENDRICKS COUNTY	PE					
TOWN OF TOPEKA	PE						CENTER TOWNSHIP - HOWARD COUNTY	PE					
TOWN OF TRAIL CREEK	PE						CENTER TOWNSHIP - LAKE COUNTY	PE					
TOWN OF VAN BUREN	PE						CENTER TOWNSHIP - LAPORTE COUNTY	PE					
TOWN OF VERSAILLES	PE						CENTER TOWNSHIP - MARION COUNTY	PE					
TOWN OF WALKERTON	PE						CENTER TOWNSHIP - MARSHALL COUNTY	PE					
TOWN OF WANATAH	PE						CENTER TOWNSHIP - PORTER COUNTY	PE					
TOWN OF WATERLOO	PE						CENTER TOWNSHIP - ST JOSEPH COUNTY	PE					
TOWN OF WEST BADEN SPRINGS	PE						CENTER TOWNSHIP -						
TOWN OF WEST TERRE HAUTE	PE						VANDERBURGH COUNTY	PE					
TOWN OF WESTFIELD	PE						CHARLESTOWN TOWNSHIP -						
TOWN OF WESTPORT	PE						CLARK COUNTY	PE					
TOWN OF WHITELAND	PE						CHESTER TOWNSHIP - WABASH COUNTY	PE					
TOWN OF WILLIAMS CREEK	PE						CLAY TOWNSHIP - PIKE COUNTY	PE					
TOWN OF WILLIAMSPORT	PE						CLAY TOWNSHIP - HAMILTON COUNTY	PE					
TOWN OF WINIMAC	PE						CLAY TOWNSHIP - ST JOSEPH COUNTY	PE					
TOWN OF WINONA LAKE	PE						CLEAR CREEK TOWNSHIP -						
TOWN OF WINSLOW	PE						HUNTINGTON COUNTY	PE					
TOWN OF WOLCOTT	PE						CLINTON TOWNSHIP -						
TOWN OF WOLCOTTVILLE	PE						VERMILLION COUNTY	PE					
TOWN OF WORTHINGTON	PE						COLUMBIA TOWNSHIP - WHITLEY COUNTY	PE					
TOWN OF YORKTOWN	PE						COLUMBUS TOWNSHIP -						
TOWN OF ZIONSVILLE	PE						BARTHOLOMEW COUNTY	PE					
TOWN OF SUMMITVILLE	PE						CONCORD TOWNSHIP - ELKHART COUNTY	PE					
							DECATUR TOWNSHIP - MARION COUNTY	PE					
							DELAWARE TOWNSHIP -						
							HAMILTON COUNTY	PE					

Schedule of Participating Employers

Year Ended June 30

Employer's Name	PE	LE	PA	JU	77	EC	Employer's Name	PE	LE	PA	JU	77	EC
EEL TOWNSHIP - CASS COUNTY	PE						NORTH TOWNSHIP	PE					
ETNA-TROY TOWNSHIP - WHITLEY COUNTY	PE						NORTH TOWNSHIP - LAKE COUNTY	PE					
FAIRFIELD TOWNSHIP -							OHIO TOWNSHIP - WARRICK COUNTY	PE					
TIPPECANOE COUNTY	PE						PATOKA TOWNSHIP - GIBSON COUNTY	PE				77	
FAIRMOUNT TOWNSHIP - GRANT COUNTY	PE						PENN CIVIL TOWNSHIP -						
FRANKLIN TOWNSHIP - MARION COUNTY	PE				77		ST JOSEPH COUNTY	PE					
GEORGETOWN TOWNSHIP - FLOYD COUNTY	PE						PERRY TOWNSHIP - ALLEN COUNTY	PE					
GERMAN TOWNSHIP - ST JOSEPH COUNTY	PE						PERRY TOWNSHIP - MARION COUNTY	PE				77	
GRANT TOWNSHIP - NEWTON COUNTY	PE						PERRY TOWNSHIP - MONROE COUNTY	PE					
HANOVER TOWNSHIP - LAKE COUNTY	PE						PERRY TOWNSHIP - VANDERBURGH COUNTY	PE					
HARRIS TOWNSHIP - ST JOSEPH COUNTY	PE						PIGEON TOWNSHIP -						
HARRISON TOWNSHIP - VIGO COUNTY	PE						VANDERBURGH COUNTY	PE					
HELT TOWNSHIP - VERMILLION COUNTY	PE						PIKE TOWNSHIP - MARION COUNTY	PE				77	
HENRY TOWNSHIP - HENRY COUNTY	PE						PIPECREEK TOWNSHIP - MADISON COUNTY	PE					
HIGHLAND TOWNSHIP - GREENE COUNTY	PE						PLEASANT TOWNSHIP - GRANT COUNTY	PE					
HOBART TOWNSHIP - LAKE COUNTY	PE						PLEASANT TOWNSHIP - STEUBEN COUNTY	PE					
HONEY CREEK TOWNSHIP - VIGO COUNTY	PE						PLEASANT TOWNSHIP - WABASH COUNTY	PE					
HUNTINGTON TOWNSHIP -							PORTAGE TOWNSHIP - PORTER COUNTY	PE					
HUNTINGTON COUNTY	PE						PORTAGE TOWNSHIP - ST JOSEPH COUNTY	PE					
JACKSON TOWNSHIP - HARRISON COUNTY	PE						POSEY TOWNSHIP - FAYETTE COUNTY	PE					
JACKSON TOWNSHIP - WAYNE COUNTY	PE						PRAIRIE TOWNSHIP - KOSCIUSKO COUNTY	PE					
JAMESTOWN TOWNSHIP -							RICHLAND TOWNSHIP - GREENE COUNTY	PE					
STEUBEN COUNTY	PE						RICHLAND TOWNSHIP - JAY COUNTY	PE					
JEFFERSON TOWNSHIP - GRANT COUNTY	PE						RICHLAND TOWNSHIP - MONROE COUNTY	PE					
JEFFERSON TOWNSHIP - GREENE COUNTY	PE						ROOT TOWNSHIP - ADAMS COUNTY	PE					
JEFFERSON TOWNSHIP - PIKE COUNTY	PE						ROSS TOWNSHIP - LAKE COUNTY	PE					
JEFFERSON TOWNSHIP - WHITLEY COUNTY	PE						SEWARD TOWNSHIP - KOSCIUSKO COUNTY	PE					
JEFFERSONVILLE TOWNSHIP -							SHAWSWICK TOWNSHIP -						
CLARK COUNTY	PE						LAWRENCE COUNTY	PE					
JOHNSON TOWNSHIP -							SPENCER TOWNSHIP -						
LAGRANGE COUNTY	PE						HARRISON COUNTY	PE					
KNIGHT TOWNSHIP -							ST JOHN TOWNSHIP - LAKE COUNTY	PE					
VANDERBURGH COUNTY	PE						ST JOSEPH TOWNSHIP - ALLEN COUNTY	PE					
LAFAYETTE TOWNSHIP - FLOYD COUNTY	PE						STAFFORD TOWNSHIP - GREENE COUNTY	PE					
LAKE TOWNSHIP - KOSCIUSKO COUNTY	PE						STOCKTON TOWNSHIP - GREENE COUNTY	PE					
LAWRENCE TOWNSHIP - MARION COUNTY	PE				77		SUGAR CREEK TOWNSHIP -						
MADISON TOWNSHIP - DUBOIS COUNTY	PE						MONTGOMERY COUNTY	PE					
MADISON TOWNSHIP -							SUGAR CREEK TOWNSHIP - VIGO COUNTY	PE					
JEFFERSON COUNTY	PE						TAYLOR TOWNSHIP - GREENE COUNTY	PE					
MAUMEE CIVIL TOWNSHIP	PE						THORNCREEK TOWNSHIP -						
MICHIGAN TOWNSHIP - LAPORTE COUNTY	PE						WHITLEY COUNTY	PE					
MIDDLE TOWNSHIP - HENDRICKS COUNTY	PE						UNION TOWNSHIP - ADAMS COUNTY	PE					
MILAN TOWNSHIP - ALLEN COUNTY	PE						UNION TOWNSHIP - MARSHALL COUNTY	PE					
NEW ALBANY TOWNSHIP - FLOYD COUNTY	PE						UNION TOWNSHIP -						
NOBLE TOWNSHIP - WABASH COUNTY	PE						MONTGOMERY COUNTY	PE					
NOBLESVILLE TOWNSHIP -							UNION TOWNSHIP - WHITLEY COUNTY	PE					
HAMILTON COUNTY	PE						VAN BUREN TOWNSHIP -						
							MADISON COUNTY	PE					

Schedule of Participating Employers

Year Ended June 30

Employer's Name	PE	LE	PA	JU	77	EC	Employer's Name	PE	LE	PA	JU	77	EC
VINCENNES TOWNSHIP - FIRE PROTECTION DISTRICT					77		BENTON COMMUNITY SCHOOL CORPORATION	PE					
WARREN TOWNSHIP - MARION COUNTY	PE				77		BLOOMFIELD SCHOOL DISTRICT	PE					
WASHINGTON TOWNSHIP - ADAMS COUNTY	PE						BLUE RIVER CAREER PROGRAMS	PE					
WASHINGTON TOWNSHIP - GRANT COUNTY	PE						BLUE RIVER SPECIAL EDUCATION COOPERATIVE	PE					
WASHINGTON TOWNSHIP - HAMILTON COUNTY	PE						BLUE RIVER VALLEY SCHOOLS	PE					
WASHINGTON TOWNSHIP - MARION COUNTY	PE				77		BLUFFTON-HARRISON METROPOLITAN SCHOOL DISTRICT	PE					
WASHINGTON TOWNSHIP - MORGAN COUNTY	PE				77		BREMEN PUBLIC SCHOOLS	PE					
WASHINGTON TOWNSHIP - PIKE COUNTY	PE						BROWN COUNTY SCHOOL CORPORATION	PE					
WASHINGTON TOWNSHIP - STARKE COUNTY	PE						BROWNSBURG COMMUNITY SCHOOL CORPORATION	PE					
WAYNE TOWNSHIP - ALLEN COUNTY	PE						BROWNSTOWN CENTRAL COMMUNITY SCHOOL CORPORATION	PE					
WAYNE TOWNSHIP - MARION COUNTY	PE				77		CANNELTON CITY SCHOOLS	PE					
WAYNE TOWNSHIP - WAYNE COUNTY	PE				77		CARMEL-CLAY SCHOOLS	PE					
WEST CREEK TOWNSHIP - LAKE COUNTY	PE						CARROLL CONSOLIDATED SCHOOL CORPORATION	PE					
WEST TOWNSHIP - MARSHALL COUNTY	PE						CASS TOWNSHIP SCHOOLS - LAPORTE COUNTY	PE					
WHEATFIELD TOWNSHIP - JASPER COUNTY	PE						CASTON SCHOOL CORPORATION	PE					
WHITE RIVER TOWNSHIP - RANDOLPH COUNTY	PE						CENTER GROVE COMMUNITY SCHOOL CORPORATION	PE					
WHITE RIVER TOWNSHIP FIRE PROTECTION DISTRICT	PE				77		CENTERVILLE-ABINGTON COMMUNITY SCHOOLS	PE					
WINFIELD TOWNSHIP - LAKE COUNTY	PE						CENTRAL INDIANA EDUCATIONAL SERVICE CENTER	PE					
WRIGHT TOWNSHIP - GREENE COUNTY	PE						CENTRAL NOBLE COMMUNITY SCHOOL CORPORATION	PE					
School Districts and Education Employers													
ADAMS CENTRAL COMMUNITY SCHOOLS	PE						CHARLES A BEARD MEMORIAL SCHOOL CORPORATION	PE					
ALEXANDRIA COMMUNITY SCHOOL CORPORATION	PE						CLARKSVILLE COMMUNITY SCHOOL CORPORATION	PE					
ANDERSON COMMUNITY SCHOOL CORPORATION	PE						CLAY COMMUNITY SCHOOLS	PE					
ARGOS COMMUNITY SCHOOLS	PE						CLINTON CENTRAL SCHOOL CORPORATION	PE					
ATTICA CONSOLIDATED SCHOOL CORPORATION	PE						CLINTON PRAIRIE SCHOOL CORPORATION	PE					
AVON COMMUNITY SCHOOL CORPORATION	PE						CLOVERDALE COMMUNITY SCHOOL CORPORATION	PE					
BARR-REEVE COMMUNITY SCHOOLS INC	PE						COLUMBIA CITY JOINT HIGH SCHOOL COMMUNITY SCHOOL CORPORATION	PE					
BARTHOLOMEW CONSOLIDATED SCHOOL CORPORATION	PE						OF EASTERN HANCOCK COUNTY	PE					
BATESVILLE COMMUNITY SCHOOL CORPORATION	PE						CONCORD COMMUNITY SCHOOLS	PE					
BAUGO COMMUNITY SCHOOLS	PE						COVERED BRIDGE SPECIAL EDUCATION DISTRICT	PE					
BEECH GROVE CITY SCHOOLS	PE						COVINGTON COMMUNITY SCHOOLS	PE					

Schedule of Participating Employers

Year Ended June 30

Employer's Name	PE	LE	PA	JU	77	EC	Employer's Name	PE	LE	PA	JU	77	EC
COWAN COMMUNITY SCHOOL CORPORATION						PE	FRANKFORT COMMUNITY SCHOOLS						PE
CRAWFORDSVILLE COMMUNITY SCHOOL CORPORATION						PE	FRANKLIN COMMUNITY SCHOOLS						PE
CROTHERSVILLE COMMUNITY SCHOOLS						PE	FRANKLIN COUNTY COMMUNITY SCHOOL CORPORATION						PE
CROWN POINT COMMUNITY SCHOOL CORPORATION						PE	FRANKLIN TOWNSHIP COMMUNITY SCHOOL CORPORATION						PE
CULVER COMMUNITY SCHOOL CORPORATION						PE	FRANKTON-LAPEL COMMUNITY SCHOOLS						PE
DALEVILLE COMMUNITY SCHOOLS						PE	FREMONT COMMUNITY SCHOOLS						PE
DANVILLE COMMUNITY SCHOOL CORPORATION						PE	FRONTIER SCHOOL CORPORATION						PE
DAVISS - MARTIN SPECIAL EDUCATION COOPERATIVE						PE	FT WAYNE COMMUNITY SCHOOLS						PE
DECATUR COUNTY COMMUNITY SCHOOLS						PE	GARRET-KEYSER-BUTLER COMMUNITY SCHOOL DISTRICT						PE
DEKALB COUNTY CENTRAL UNITED SCHOOL DISTRICT						PE	GARY COMMUNITY SCHOOL CORPORATION						PE
DEKALB COUNTY EASTERN COMMUNITY SCHOOL DISTRICT						PE	GIBSON-PIKE-WARRICK SPECIAL EDUCATION COOPERATIVE						PE
DELAWARE COMMUNITY SCHOOL CORPORATION						PE	GOSHEN COMMUNITY SCHOOLS						PE
DELPHI COMMUNITY SCHOOL CORPORATION						PE	GREATER CLARK COUNTY SCHOOLS						PE
DUNELAND SCHOOL CORPORATION						PE	GREATER JASPER CONSOLIDATED SCHOOLS						PE
EAST ALLEN COUNTY SCHOOLS						PE	GREATER RANDOLPH INTERLOCAL COOPERATIVE						PE
EAST CHICAGO SCHOOL CITY						PE	GREENCASTLE CONSOLIDATED SCHOOLS						PE
EAST GIBSON SCHOOL CORPORATION						PE	GREENFIELD-CENTRAL COMMUNITY SCHOOL CORPORATION						PE
EAST NOBLE SCHOOL CORPORATION						PE	GREENSBURG COMMUNITY SCHOOLS						PE
EAST PORTER COUNTY SCHOOL CORPORATION						PE	GREENWOOD COMMUNITY SCHOOL CORPORATION						PE
EAST WASHINGTON SCHOOL CORPORATION						PE	GRIFFITH PUBLIC SCHOOLS						PE
EASTBROOK COMMUNITY SCHOOL CORPORATION						PE	HAMILTON COMMUNITY SCHOOLS						PE
EASTERN HOWARD SCHOOL CORPORATION						PE	HAMILTON SOUTHEASTERN SCHOOLS						PE
EASTERN PULASKI COMMUNITY SCHOOL CORPORATION						PE	HAMMOND PUBLIC SCHOOLS						PE
EDINBURGH COMMUNITY SCHOOL CORPORATION						PE	HANOVER COMMUNITY SCHOOL CORPORATION						PE
ELKHART COMMUNITY SCHOOLS						PE	HARRISON-WASHINGTON SCHOOL CORPORATION						PE
ELWOOD COMMUNITY SCHOOL CORPORATION						PE	HEARTLAND CAREER CENTER						PE
EVANSVILLE-VANDERBURGH SCHOOL CORPORATION						PE	HOBART SCHOOL CITY						PE
FAIRFIELD COMMUNITY SCHOOLS						PE	HUNTINGTON COUNTY COMMUNITY SCHOOL CORPORATION						PE
FAYETTE COUNTY SCHOOL CORPORATION						PE	INDIANAPOLIS PUBLIC SCHOOLS EDUCATION CENTER						PE
FLAT ROCK-HAWCREEK SCHOOL CORPORATION						PE	J.E.S.S.E. SCHOOL CORPORATION						PE
							JAC-CEN-DEL COMMUNITY SCHOOL CORPORATION						PE
							JAY SCHOOL CORPORATION						PE
							JENNINGS COUNTY SCHOOL CORPORATION						PE
							JOHN GLENN SCHOOL						PE
							JOHNSON COUNTY SCHOOLS SPECIAL SERVICES						PE

Schedule of Participating Employers

Year Ended June 30

Employer's Name	PE	LE	PA	JU	77	EC	Employer's Name	PE	LE	PA	JU	77	EC
KNOX COMMUNITY SCHOOL CORPORATION		PE					METROPOLITAN SCHOOL DISTRICT OF SHAKAMAK		PE				
KOKOMO-CENTER TOWNSHIP SCHOOLS		PE					METROPOLITAN SCHOOL DISTRICT OF SOUTHWEST ALLEN COUNTY		PE				
LAFAYETTE SCHOOL CORPORATION		PE					METROPOLITAN SCHOOL DISTRICT OF STEUBEN COUNTY		PE				
LAKE CENTRAL SCHOOL CORPORATION		PE					METROPOLITAN SCHOOL DISTRICT OF WABASH COUNTY		PE				
LAKE RIDGE SCHOOLS		PE					METROPOLITAN SCHOOL DISTRICT OF WARREN COUNTY		PE				
LAKELAND SCHOOL CORPORATION		PE					METROPOLITAN SCHOOL DISTRICT WARREN TOWNSHIP		PE				
LANESVILLE COMMUNITY SCHOOL CORPORATION		PE					METROPOLITAN SCHOOL DISTRICT WASHINGTON TOWNSHIP		PE				
LAPORTE COMMUNITY SCHOOL CORPORATION		PE					METROPOLITAN SCHOOL DISTRICT OF WAYNE TOWNSHIP		PE				
LAWRENCEBURG COMMUNITY SCHOOL CORPORATION		PE					MICHIGAN CITY AREA SCHOOLS		PE				
LIBERTY-PERRY COMMUNITY SCHOOL CORPORATION		PE					MIDDLEBURY COMMUNITY SCHOOL CORPORATION		PE				
LINTON-STOCKTON SCHOOL CORPORATION		PE					MILAN SCHOOLS		PE				
LOGANSPOUT COMMUNITY SCHOOLS		PE					MILL CREEK COMMUNITY SCHOOL CORPORATION		PE				
LOGOOTEETEE COMMUNITY SCHOOL CORPORATION		PE					MISSISSINEWA COMMUNITY SCHOOLS		PE				
MACONAQUAH SCHOOL CORPORATION		PE					MONROE CENTRAL SCHOOL CORPORATION		PE				
MADISON AREA EDUCATIONAL SPECIAL SERVICES		PE					MONROE COUNTY COMMUNITY SCHOOL CORPORATION		PE				
MADISON CONSOLIDATED SCHOOLS		PE					MONROE-GREGG SCHOOL DISTRICT		PE				
MADISON GRANT SCHOOL CORPORATION		PE					MOORESVILLE CONSOLIDATED SCHOOL CORPORATION		PE				
MANCHESTER COMMUNITY SCHOOLS		PE					MT PLEASANT TOWNSHIP COMMUNITY SCHOOL CORPORATION		PE				
MARION - ADAMS SCHOOLS		PE					MT VERNON COMMUNITY SCHOOL CORPORATION		PE				
MARION COMMUNITY SCHOOLS		PE					MUNCIE COMMUNITY SCHOOLS		PE				
MERRILLVILLE COMMUNITY SCHOOL CORPORATION		PE					NETTLE CREEK SCHOOL CORPORATION		PE				
METROPOLITAN SCHOOL DISTRICT BLACKFORD COUNTY		PE					NEW ALBANY-FLOYD COUNTY SCHOOL CORPORATION		PE				
METROPOLITAN SCHOOL DISTRICT BOONE TOWNSHIP		PE					NEW CASTLE COMMUNITY SCHOOL CORPORATION		PE				
METROPOLITAN SCHOOL DISTRICT DECATUR TOWNSHIP		PE					NEW PRAIRIE UNITED SCHOOL CORPORATION		PE				
METROPOLITAN SCHOOL DISTRICT OF LAWRENCE TOWNSHIP		PE					NINEVEH HENSLEY JACKSON UNITED SCHOOL CORPORATION		PE				
METROPOLITAN SCHOOL DISTRICT OF MARTINSVILLE		PE					NOBLESVILLE CONSOLIDATED SCHOOLS		PE				
METROPOLITAN SCHOOL DISTRICT OF MT VERNON		PE					NORTH ADAMS COMMUNITY SCHOOLS		PE				
METROPOLITAN SCHOOL DISTRICT OF NORTH POSEY COUNTY		PE					NORTH DAVIESS COMMUNITY SCHOOLS		PE				
METROPOLITAN SCHOOL DISTRICT OF PERRY TOWNSHIP		PE					NORTH GIBSON SCHOOL CORPORATION		PE				
METROPOLITAN SCHOOL DISTRICT OF PIKE TOWNSHIP		PE											

Schedule of Participating Employers

Year Ended June 30

Employer's Name	PE	LE	PA	JU	77	EC	Employer's Name	PE	LE	PA	JU	77	EC
NORTH HARRISON COMMUNITY SCHOOL CORPORATION	PE						PRAIRIE HEIGHTS COMMUNITY SCHOOL CORPORATION	PE					
NORTH JUDSON-SAN PIERRE SCHOOLS	PE						RANDOLPH CENTRAL SCHOOL CORPORATION	PE					
NORTH KNOX SCHOOL CORPORATION	PE						RANDOLPH EASTERN SCHOOL CORPORATION	PE					
NORTH LAWRENCE SCHOOLS	PE						RANDOLPH SOUTHERN SCHOOL CORPORATION	PE					
NORTH MIAMI COMMUNITY SCHOOLS	PE						REGION 8 EDUCATION SERVICE CENTER	PE					
NORTH MONTGOMERY SCHOOL CORPORATION	PE						RENSELAER CENTRAL SCHOOL CORPORATION	PE					
NORTH NEWTON SCHOOL CORPORATION	PE						RICHLAND-BEAN BLOSSOM SCHOOL CORPORATION	PE					
NORTH PUTNAM COMMUNITY SCHOOL CORPORATION	PE						RICHMOND COMMUNITY SCHOOLS	PE					
NORTH VERMILLION COMMUNITY SCHOOL CORPORATION	PE						RISING SUN-OHIO COUNTY COMMUNITY SCHOOL CORPORATION	PE					
NORTH WHITE SCHOOL CORPORATION	PE						RIVER FOREST COMMUNITY SCHOOL CORPORATION	PE					
NORTHEAST DUBOIS COUNTY SCHOOL CORPORATION	PE						ROCHESTER COMMUNITY SCHOOLS	PE					
NORTHEAST SCHOOL CORPORATION	PE						ROCKVILLE COMMUNITY SCHOOLS	PE					
NORTHEASTERN WAYNE SCHOOLS	PE						ROSSVILLE CONSOLIDATED SCHOOL DISTRICT	PE					
NORTHERN COMMUNITY SCHOOLS	PE						RUSH COUNTY SCHOOLS	PE					
NORTHERN WELLS COMMUNITY SCHOOLS	PE						SALEM COMMUNITY SCHOOLS - WASHINGTON COUNTY	PE					
NORTHWEST ALLEN COUNTY SCHOOLS	PE						SCHOOL CITY OF COLUMBIA	PE					
NORTHWEST HENDRICKS SCHOOLS	PE						SCHOOL CITY OF LAKE STATION	PE					
NORTHWEST INDIANA SPECIAL EDUCATION COOPERATIVE	PE						SCHOOL CITY OF MISHAWAKA	PE					
NORTHWESTERN CONSOLIDATED SCHOOL DISTRICT OF SHELBY COUNTY	PE						SCHOOL TOWN OF HIGHLAND	PE					
NORTHWESTERN SCHOOL CORPORATION - HOWARD COUNTY	PE						SCHOOL TOWN OF HIGHLAND - NWIESC/LEA	PE					
OAK HILL UNITED SCHOOL CORPORATION	PE						SCHOOL TOWN OF MUNSTER	PE					
OREGON - DAVIS SCHOOL CORPORATION	PE						SCOTT COUNTY SCHOOL DISTRICT	PE					
ORLEANS COMMUNITY SCHOOLS	PE						SEYMOUR COMMUNITY SCHOOLS	PE					
PAOLI COMMUNITY SCHOOL CORPORATION	PE						SHELBY EASTERN SCHOOLS	PE					
PENN-HARRIS-MADISON SCHOOL CORPORATION	PE						SHELBYVILLE CENTRAL SCHOOLS	PE					
PERRY CENTRAL COMMUNITY SCHOOL CORPORATION	PE						SHENANDOAH SCHOOL CORPORATION	PE					
PERU COMMUNITY SCHOOL CORPORATION	PE						SMITH-GREEN COMMUNITY SCHOOLS	PE					
PIKE COUNTY SCHOOL CORPORATION	PE						SOUTH ADAMS SCHOOLS	PE					
PIONEER REGIONAL SCHOOL CORPORATION	PE						SOUTH BEND COMMUNITY SCHOOL CORPORATION	PE					
PLAINFIELD COMMUNITY SCHOOL CORPORATION	PE						SOUTH CENTRAL AREA SPECIAL EDUCATION COOPERATIVE	PE					
PLYMOUTH COMMUNITY SCHOOL CORPORATION	PE						SOUTH CENTRAL AREA VOCATIONAL SCHOOL	PE					
PORTAGE TOWNSHIP SCHOOLS	PE						SOUTH CENTRAL COMMUNITY SCHOOL CORPORATION	PE					
PORTER COUNTY EDUCATION INTERLOCAL	PE												

Schedule of Participating Employers

Year Ended June 30

Employer's Name	PE	LE	PA	JU	77	EC	Employer's Name	PE	LE	PA	JU	77	EC
SOUTH DEARBORN COMMUNITY SCHOOL CORPORATION	PE						TIPPECANOE VALLEY SCHOOL CORPORATION	PE					
SOUTH GIBSON SCHOOL CORPORATION	PE						TIPTON COMMUNITY SCHOOL CORPORATION						PE
SOUTH HARRISON COMMUNITY SCHOOL CORPORATION	PE						TRI-COUNTY SCHOOL CORPORATION	PE					
SOUTH HENRY SCHOOL CORPORATION	PE						TRI-CREEK SCHOOL CORPORATION	PE					
SOUTH KNOX SCHOOL CORPORATION	PE						TRITON SCHOOLS						PE
SOUTH MADISON COMMUNITY SCHOOL CORPORATION	PE						TURKEY RUN COMMUNITY SCHOOL CORPORATION						PE
SOUTH NEWTON SCHOOL	PE						TWIN LAKES SCHOOL CORPORATION	PE					
SOUTH PUTNAM COMMUNITY SCHOOL CORPORATION	PE						UNION COUNTY SCHOOL CORPORATION	PE					
SOUTH RIPLEY COMMUNITY SCHOOL CORPORATION	PE						UNION SCHOOL CORPORATION	PE					
SOUTH SPENCER COUNTY SCHOOL CORPORATION	PE						UNION TOWNSHIP SCHOOL CORPORATION	PE					
SOUTH VERMILLION COMMUNITY SCHOOL CORPORATION	PE						UNION-NORTH UNITED SCHOOL CORPORATION						PE
SOUTHEAST FOUNTAIN SCHOOL CORPORATION	PE						VALPARAISO COMMUNITY SCHOOLS	PE					
SOUTHEASTERN CASS SCHOOL CORPORATION	PE						VIGO COUNTY SCHOOL CORPORATION	PE					
SOUTHEASTERN SCHOOL CORPORATION	PE						VINCENNES COMMUNITY SCHOOL CORPORATION						PE
SOUTHERN HANCOCK COMMUNITY SCHOOLS	PE						WA-NEE COMMUNITY SCHOOLS	PE					
SOUTHERN WELLS COMMUNITY SCHOOLS	PE						WABASH CITY SCHOOLS	PE					
SOUTHWEST DUBOIS COUNTY SCHOOL CORPORATION	PE						WARRICK COUNTY SCHOOL CORPORATION	PE					
SOUTHWEST PARKE COMMUNITY SCHOOL CORPORATION	PE						WARSAW COMMUNITY SCHOOLS	PE					
SOUTHWEST SCHOOL CORPORATION OF SULLIVAN COUNTY	PE						WASHINGTON CENTER SCHOOL	PE					
SOUTHWESTERN CONSOLIDATED SCHOOLS OF SHELBY COUNTY	PE						WASHINGTON COMMUNITY SCHOOLS	PE					
SOUTHWESTERN HIGH SCHOOL	PE						WAWASEE COMMUNITY SCHOOL CORPORATION						PE
SOUTHWESTERN JEFFERSON COUNTY CONSOLIDATED SCHOOLS	PE						WEST CENTRAL INDIANA EDUCATIONAL SERVICE CENTER						PE
SPEEDWAY PUBLIC SCHOOLS	PE						WEST CENTRAL SCHOOL CORPORATION	PE					
SPENCER-OWEN COMMUNITY SCHOOLS	PE						WEST CLARK COMMUNITY SCHOOLS	PE					
SPRINGS VALLEY COMMUNITY SCHOOLS	PE						WEST LAFAYETTE SCHOOL CORPORATION	PE					
SUNMAN-DEARBORN COMMUNITY SCHOOLS	PE						WEST NOBLE SCHOOL CORPORATION	PE					
SWITZERLAND COMMUNITY SCHOOL CORPORATION	PE						WEST WASHINGTON SCHOOL CORPORATION						PE
TAYLOR COMMUNITY SCHOOLS	PE						WESTERN SCHOOL CORPORATION	PE					
TELL CITY SCHOOLS	PE						WESTERN WAYNE SCHOOLS	PE					
TIPPECANOE SCHOOL CORPORATION	PE						WESTVIEW SCHOOL CORPORATION	PE					
							WHITE RIVER VALLEY SCHOOL CORPORATION						PE
							WHITING SCHOOL CITY	PE					
							WHITKO COMMUNITY SCHOOL CORPORATION						PE
							WHITLEY COUNTY CONSOLIDATED SCHOOLS	PE					
							WILSON EDUCATION CENTER	PE					

Schedule of Participating Employers

Year Ended June 30

Employer's Name	PE	LE	PA	JU	77	EC	Employer's Name	PE	LE	PA	JU	77	EC
Other Government Entities							BROWNSBURG PUBLIC LIBRARY	PE					
ADAMS COUNTY - SOLID WASTE MANAGEMENT DISTRICT	PE						CAMBRIDGE CITY LIBRARY	PE					
ADAMS COUNTY DEPARTMENT PUBLIC WELFARE	PE						CARMEL PUBLIC LIBRARY	PE					
ADAMS - WELLS SPECIAL SERVICES COOPERATIVE	PE						CARROLL COUNTY DEPARTMENT PUBLIC WELFARE	PE					
AKRON PUBLIC LIBRARY	PE						CASS COUNTY SOLID WASTE DISTRICT	PE					
ALEXANDRIAN PUBLIC LIBRARY	PE						CENTERVILLE LIBRARY	PE					
ALLEN COUNTY CHILDRENS HOME	PE						CENTRAL NINE CAREER CENTER	PE					
ALLEN COUNTY DEPARTMENT PUBLIC WELFARE	PE						CITY OF ANDERSON - HOUSING AUTHORITY	PE					
ALLEN COUNTY PUBLIC LIBRARY	PE						CITY OF ANDERSON - UTILITIES	PE					
ANDERSON PUBLIC LIBRARY	PE						CITY OF ANGOLA HOUSING AUTHORITY	PE					
ARGOS PUBLIC LIBRARY	PE						CITY OF BLOOMINGTON - PUBLIC TRANSPORTATION	PE					
AURORA PUBLIC LIBRARY	PE						CITY OF BLOOMINGTON - UTILITIES DEPARTMENT	PE					
BATHOLOMEW COUNTY DEPARTMENT PUBLIC WELFARE	PE						CITY OF CRAWFORDSVILLE - UTILITIES	PE					
BARTHOLOMEW COUNTY LIBRARY	PE						CITY OF EAST CHICAGO - WATERWAY MANAGEMENT DISTRICT	PE					
BARTHOLOMEW COUNTY - SOLID WASTE MANAGEMENT DISTRICT	PE						CITY OF EVANSVILLE - WATER AND SEWER UTILITY	PE					
BEDFORD PUBLIC LIBRARY	PE						CITY OF FRANKFORT - UTILITIES	PE					
BEECH GROVE PUBLIC LIBRARY	PE						CITY OF HAMMOND - WATER WORKS	PE					
BELL MEMORIAL PUBLIC LIBRARY	PE						CITY OF HAMMOND - SANITARY DISTRICT	PE					
BEN DAVIS CONSERVANCY DISTRICT	PE						CITY OF INDIANAPOLIS - DIVISION OF HOUSING	PE					
BENTON COUNTY DEPARTMENT PUBLIC WELFARE	PE						CITY OF LAWRENCE - FORT HARRISON REFUSE AUTHORITY	PE					
BENTON COUNTY HIGHWAY	PE						CITY OF LOGANSPORT - UTILITIES	PE					
BENTON COUNTY PUBLIC LIBRARY	PE						CITY OF MICHIGAN CITY - REDEVOLPMENT DISTRICT	PE					
BIG BLUE RIVER CONSERVANCY DISTRICT	PE						CITY OF MUNCIE HOUSING AUTHORITY	PE					
BLACKFORD COUNTY - DEPARTMENT PUBLIC WELFARE	PE						CITY OF NEW ALBANY - FLOOD CONTROL DISTRICT	PE					
BOONE COUNTY DEPARTMENT PUBLIC WELFARE	PE						CITY OF WINDFALL - WASTE WATER	PE					
BOONVILLE - WARRICK COUNTY PUBLIC LIBRARY	PE						CLARK COUNTY DEPARTMENT PUBLIC WELFARE	PE					
BOURBON PUBLIC LIBRARY	PE						CLARK COUNTY REDEVELOPMENT COMMISSION	PE					
BRAZIL HOUSING AUTHORITY	PE						CLARKSVILLE SEWAGE DEPARTMENT	PE					
BREMEN PUBLIC LIBRARY	PE						CLAY COUNTY DEPARTMENT PUBLIC WELFARE	PE					
BRISTOL PUBLIC LIBRARY	PE						CLAY COUNTY HOSPITAL	PE					
BROOK IROQUOIS TOWNSHIP PUBLIC LIBRARY	PE						CLAY TOWNSHIP - HAMILTON COUNTY REGIONAL WASTE	PE					
BROWN COUNTY DEPARTMENT PUBLIC WELFARE	PE						CLAY TOWNSHIP - ST JOSEPH COUNTY POOR RELIEF	PE					
BROWN COUNTY PUBLIC LIBRARY	PE												
BROWN COUNTY SOLID WASTE MANAGEMENT DISTRICT	PE												

Schedule of Participating Employers

Year Ended June 30

Employer's Name	PE	LE	PA	JU	77	EC	Employer's Name	PE	LE	PA	JU	77	EC
CLAY-OWEN-VIGO SOLID							EVANSVILLE RE-DEVELOPMENT						
WASTE MANAGEMENT DISTRICT	PE						COMMISSION	PE					
CLINTON PUBLIC LIBRARY	PE						EVANSVILLE - VANDERBURGH						
COATESVILLE LIBRARY	PE						AIRPORT AUTHORITY	PE					
CONNERSVILLE UTILITIES	PE						EVANSVILLE - VANDERBURGH COUNTY						
CONVERSE - JACKSON TOWNSHIP LIBRARY	PE						BUILDING AUTHORITY	PE					
CORDRY - SWEETWATER							FAIRMOUNT PUBLIC LIBRARY	PE					
CONSERVANCY DISTRICT	PE						FAYETTE COUNTY PUBLIC LIBRARY	PE					
CORYDON PUBLIC LIBRARY	PE						FLORA - MONROE PUBLIC LIBRARY	PE					
CRAWFORD COUNTY DEPARTMENT							FORT BRANCH - JOHNSON TOWNSHIP						
PUBLIC WELFARE	PE						PUBLIC LIBRARY	PE					
CRAWFORD COUNTY - SOLID							FORT WAYNE - ALLEN COUNTY						
WASTE DISTRICT	PE						AIRPORT AUTHORITY	PE					
CRAWFORDSVILLE PUBLIC LIBRARY	PE						FORT WAYNE - ALLEN COUNTY						
CROWN POINT - CENTER TOWNSHIP							CONVENTION	PE					
PUBLIC LIBRARY	PE						FORT WAYNE AREA						
CULVER - UNION TOWNSHIP							JOB TRAINING PROGRAM	PE					
PUBLIC LIBRARY	PE						FORT WAYNE CITY UTILITIES	PE					
DANVILLE/CENTER TOWNSHIP							FORT WAYNE HOUSING AUTHORITY	PE					
PUBLIC LIBRARY	PE						FORTVILLE - VERNON TOWNSHIP						
DAVISS COUNTY DEPARTMENT OF							PUBLIC LIBRARY	PE					
PUBLIC WELFARE	PE						FOUNTAIN COUNTY DEPARTMENT PUBLIC						
DEARBORN COUNTY DEPARTMENT							WELFARE	PE					
PUBLIC WELFARE	PE						FRANKFORT COMMUNITY PUBLIC LIBRARY	PE					
DECATUR COUNTY BOARD OF HEALTH	PE						FRANKLIN COUNTY DEPARTMENT PUBLIC						
DECATUR COUNTY DEPARTMENT							WELFARE	PE					
PUBLIC WELFARE	PE						FULTON COUNTY DEPARTMENT PUBLIC						
DECATUR COUNTY-SOLID WASTE DISTRICT	PE						WELFARE	PE					
DECATUR HOUSING AUTHORITY	PE						FULTON COUNTY LIBRARY	PE					
DECATUR PUBLIC LIBRARY	PE						GARRETT PUBLIC LIBRARY	PE					
DEKALB COUNTY DEPARTMENT							GARY MUNICIPAL AIRPORT AUTHORITY	PE					
PUBLIC WELFARE	PE						GARY PUBLIC LIBRARY	PE					
DELAWARE COUNTY HOUSING AUTHORITY	PE						GAS CITY - MILL TOWNSHIP PUBLIC						
DELAWARE COUNTY REGIONAL							LIBRARY	PE					
WASTEWATER DISTRICT	PE						GOSHEN PUBLIC LIBRARY	PE					
DELPHI PUBLIC LIBRARY	PE						GRANT COUNTY DEPARTMENT PUBLIC						
DUBOIS COUNTY CONTRACTUAL LIBRARY	PE						WELFARE	PE					
DUBOIS COUNTY DEPARTMENT							GREATER LAFAYETTE PUBLIC						
PUBLIC WELFARE	PE						TRANSPORTATION CORPORATION	PE					
EAST CENTRAL INDIANA SOLID							GREENE COUNTY DEPARTMENT PUBLIC						
WASTE DISTRICT	PE						WELFARE	PE					
EAST CHICAGO PUBLIC LIBRARY	PE						GREENTOWN & EASTERN						
EAST CHICAGO WATER DEPARTMENT	PE						HOWARD LIBRARY	PE					
ELKHART PUBLIC LIBRARY	PE						GREENWOOD LIBRARY	PE					
EMPLOYMENT & TRAINING SERVICES							HAGERSTOWN - JEFFERSON TOWNSHIP						
OF ST JOSEPH COUNTY	PE						PUBLIC LIBRARY	PE					
EVANSVILLE HOUSING AUTHORITY	PE						HAMILTON COUNTY DEPARTMENT						
EVANSVILLE PUBLIC LIBRARY	PE						PUBLIC WELFARE	PE					

Schedule of Participating Employers

Year Ended June 30

Employer's Name	PE	LE	PA	JU	77	EC	Employer's Name	PE	LE	PA	JU	77	EC
HAMILTON LAKE CONSERVANCY DISTRICT	PE						JASPER PUBLIC LIBRARY	PE					
HAMILTON NORTH PUBLIC LIBRARY	PE						JAY COUNTY DEPARTMENT						
HAMMOND PUBLIC LIBRARY	PE						PUBLIC WELFARE	PE					
HANCOCK COUNTY DEPARTMENT							JAY COUNTY PUBLIC LIBRARY	PE					
PUBLIC WELFARE	PE						JEFFERSON COUNTY DEPARTMENT						
HANCOCK COUNTY PUBLIC LIBRARY	PE						OF PUBLIC WELFARE	PE					
HARRISON COUNTY - SOLID WASTE							JEFFERSONVILLE FLOOD						
MANAGEMENT DISTRICT	PE						CONTROL DISTRICT	PE					
HARTFORD CITY PUBLIC LIBRARY	PE						JEFFERSONVILLE PARK & RECREATION	PE					
HEALTH & HOSPITAL CORPORATION							JEFFERSONVILLE TOWNSHIP						
OF MARION COUNTY	PE						PUBLIC LIBRARY	PE					
HENDRICKS COUNTY DEPARTMENT							JENNINGS COUNTY PUBLIC LIBRARY	PE					
PUBLIC WELFARE	PE						JOHNSON COUNTY DEPARTMENT						
HENDRICKS COUNTY - WEST CENTRAL							PUBLIC WELFARE	PE					
SOLID WASTE DISTRICT	PE						JOHNSON COUNTY PUBLIC LIBRARY	PE					
HENRY COUNTY DEPARTMENT							JOHNSON COUNTY HEALTH DEPARTMENT	PE					
PUBLIC WELFARE	PE						KANKAKEE - IROQUOIS -						
HILLCREST & WASHINGTON HOMES	PE						REGIONAL PLANNING COMMISSION	PE					
HOUSING AUTHORITY OF THE CITY OF							KENDALLVILLE PUBLIC LIBRARY	PE					
KENDALLVILLE	PE						KENTLAND PUBLIC LIBRARY	PE					
HOWARD COUNTY DEPARTMENT							KEWANA - UNION TOWNSHIP						
PUBLIC WELFARE	PE						PUBLIC LIBRARY	PE					
HUNTINGBURG HOUSING AUTHORITY	PE						KNOX COUNTY DEPARTMENT						
HUNTINGBURG PUBLIC LIBRARY	PE						PUBLIC WELFARE	PE					
HUNTINGTON COUNTY DEPARTMENT							KNOX COUNTY HOUSING AUTHORITY	PE					
PUBLIC WELFARE	PE						KNOX COUNTY PUBLIC LIBRARY	PE					
HUNTINGTON PUBLIC LIBRARY	PE						KOKOMO PUBLIC LIBRARY	PE					
HUSSEY-MAYFIELD MEMORIAL							KOSCIUSKO COUNTY DEPARTMENT						
PUBLIC LIBRARY	PE						PUBLIC WELFARE	PE					
INDIANA 15 REGIONAL							KOSCIUSKO COUNTY						
PLANNING COMMISSION	PE						HIGHWAY DEPARTMENT	PE					
INDIANAPOLIS AIRPORT AUTHORITY	PE						LAGRANGE COUNTY DEPARTMENT						
INDIANAPOLIS - MARION COUNTY							PUBLIC WELFARE	PE					
BUILDING AUTHORITY							LAGRANGE COUNTY - SEWER DISTRICT	PE					
INDIANAPOLIS - MARION COUNTY							LAGRANGE COUNTY PUBLIC LIBRARY	PE					
PUBLIC LIBRARY	PE						LAKE COUNTY LIBRARY	PE					
INDIANAPOLIS PUBLIC							LAKE COUNTY SOIL & WATER						
TRANSPORTATION CORPORATION	PE						CONSERVATION DISTRICT	PE					
INDIANAPOLIS SKILLS CENTER	PE						LAKE COUNTY WELFARE	PE					
JACKSON COUNTY DEPARTMENT							LAKE LEMON CONSERVANCY DISTRICT	PE					
PUBLIC WELFARE	PE						LAPORTE COUNTY SOLID WASTE						
JACKSON COUNTY PUBLIC LIBRARY	PE						MANAGEMENT DISTRICT	PE					
JACKSON COUNTY SOLID WASTE							LAPORTE MUNICIPAL AIRPORT AUTHORITY	PE					
MANAGEMENT DISTRICT	PE						LAPORTE PUBLIC & COUNTY LIBRARIES	PE					
JASPER COUNTY CIVIL DEFENSE	PE						LAWRENCE COUNTY DEPARTMENT						
JASPER COUNTY DEPARTMENT							PUBLIC WELFARE	PE					
PUBLIC WELFARE	PE						LAWRENCEBURG FLOOD						
JASPER COUNTY PUBLIC LIBRARY	PE						CONTROL DISTRICT	PE					

Schedule of Participating Employers

Year Ended June 30

Employer's Name	PE	LE	PA	JU	77	EC	Employer's Name	PE	LE	PA	JU	77	EC
LAWRENCEBURG PUBLIC LIBRARY	PE						NEW CASTLE HOUSING AUTHORITY	PE					
LEBANON PUBLIC LIBRARY	PE						NEWPORT - VERMILLION COUNTY LIBRARY	PE					
LINCOLN HERITAGE PUBLIC LIBRARY	PE						NEWTON COUNTY DEPARTMENT						
LINTON HOUSING AUTHORITY	PE						PUBLIC WELFARE	PE					
LOGANSFORT PUBLIC LIBRARY	PE						NEWTON COUNTY						
LOWELL PUBLIC LIBRARY	PE						HIGHWAY DEPARTMENT	PE					
MADISON COUNTY - JOB SOURCE	PE						NOBLE COUNTY DEPARTMENT						
MADISON - JEFFERSON LIBRARY	PE						PUBLIC WELFARE	PE					
MARION COUNTY DEPARTMENT							NOBLE COUNTY LIBRARY	PE					
PUBLIC WELFARE	PE						NOBLESVILLE HOUSING AUTHORITY	PE					
MARION PUBLIC LIBRARY	PE						NOBLESVILLE - SOUTHEASTERN						
MARKLE PUBLIC LIBRARY	PE						PUBLIC LIBRARY	PE					
MARSHALL COUNTY FSA	PE						NORTH MADISON COUNTY PUBLIC						
MARTIN COUNTY DEPARTMENT							LIBRARY SYSTEM	PE					
PUBLIC WELFARE	PE						NORTHEAST INDIANA SOLID WASTE						
MELTON PUBLIC LIBRARY	PE						MANAGEMENT DISTRICT	PE					
MIAMI COUNTY DEPARTMENT							NORTHERN INDIANA COMMUTER						
PUBLIC WELFARE	PE						TRANSPORTATION DISTRICT	PE					
MICHIANA AREA COUNCIL							NORTHWEST INDIANA HEALTH						
OF GOVERNMENTS	PE						DEPARTMENT COOPERATIVE	PE					
MICHIGAN CITY LIBRARY	PE						NORTHWESTERN INDIANA REGIONAL						
MIDDLEBURY COMMUNITY LIBRARY	PE						PLANNING COMMISSION	PE					
MISHAWAKA PUBLIC LIBRARY	PE						OAK HILL CEMETERY	PE					
MISHAWAKA REDEVELOPMENT	PE						OAK PARK CONSERVANCY DISTRICT	PE					
MITCHELL COMMUNITY PUBLIC LIBRARY	PE						OCCUPATIONAL DEVELOPMENT CENTER	PE					
MONON TOWN & TOWNSHIP							OHIO COUNTY DEPARTMENT						
PUBLIC LIBRARY	PE						PUBLIC WELFARE	PE					
MONROE COUNTY MUNICIPAL AIRPORT	PE						OHIO COUNTY PUBLIC LIBRARY	PE					
MONROE COUNTY PUBLIC LIBRARY	PE						OHIO TOWNSHIP PUBLIC LIBRARY SYSTEM	PE					
MONROE COUNTY PUBLIC WELFARE	PE						ORANGE COUNTY - HIGHWAY DEPARTMENT	PE					
MONTEREY - TIPPECANOE PUBLIC LIBRARY	PE						ORANGE COUNTY PUBLIC WELFARE	PE					
MONTGOMERY COUNTY - HIGHWAY							ORLEANS TOWN & TOWNSHIP						
DEPARTMENT	PE						PUBLIC LIBRARY	PE					
MONTGOMERY COUNTY DEPARTMENT							OWEN COUNTY DEPARTMENT						
PUBLIC WELFARE	PE						PUBLIC WELFARE	PE					
MONTICELLO - UNION TOWNSHIP							OWEN COUNTY PUBLIC LIBRARY	PE					
PUBLIC LIBRARY	PE						PARKE COUNTY DEPARTMENT PUBLIC						
MONTPELIER PUBLIC LIBRARY	PE						WELFARE	PE					
MOORESVILLE PUBLIC LIBRARY	PE						PATOKA LAKE REGIONAL WATER AND						
MORGAN COUNTY PUBLIC LIBRARY	PE						SEWER DISTRICT	PE					
MUNCIE INDIANA TRANSIT SYSTEM	PE						PEABODY PUBLIC LIBRARY	PE					
MUNCIE PUBLIC LIBRARY	PE						PENDLETON COMMUNITY LIBRARY	PE					
NAPPANEE PUBLIC LIBRARY	PE						PERRY COUNTY DEPARTMENT						
NEW ALBANY - FLOYD COUNTY							PUBLIC WELFARE	PE					
PUBLIC LIBRARY	PE						PERU PUBLIC LIBRARY	PE					
NEW CARLISLE - OLIVE TOWNSHIP LIBRARY	PE						PERU UTILITIES	PE					
NEW CASTLE - HENRY COUNTY							PIKE COUNTY PUBLIC LIBRARY	PE					
PUBLIC LIBRARY	PE												

Schedule of Participating Employers

Year Ended June 30

Employer's Name	PE	LE	PA	JU	77	EC	Employer's Name	PE	LE	PA	JU	77	EC
PLAINFIELD PUBLIC LIBRARY	PE						SPEEDWAY PUBLIC LIBRARY	PE					
PLYMOUTH PUBLIC LIBRARY	PE						SPENCER COUNTY DEPARTMENT						
PORTER COUNTY PUBLIC LIBRARY SYSTEM	PE						PUBLIC WELFARE	PE					
PORTER COUNTY SOLID WASTE							SPENCER COUNTY PUBLIC LIBRARY	PE					
MANAGEMENT DISTRICT	PE						ST JOSEPH COUNTY AIRPORT AUTHORITY	PE					
POSEY COUNTY - HIGHWAY DEPARTMENT	PE						ST JOSEPH COUNTY PUBLIC LIBRARY	PE					
PULASKI COUNTY PUBLIC LIBRARY	PE						ST JOSEPH COUNTY - SOLID WASTE						
PULASKI COUNTY WELFARE	PE						MANAGEMENT DISTRICT	PE					
PUTNAM COUNTY DEPARTMENT							STARKE COUNTY AIRPORT AUTHORITY	PE					
PUBLIC WELFARE	PE						STARKE COUNTY - ENVIRONMENTAL						
PUTNAM COUNTY PUBLIC LIBRARY	PE						MANAGEMENT DISTRICT	PE					
RANDOLPH COUNTY -							STUCKER FORK CONSERVANCY DISTRICT	PE					
SOLID WASTE MANAGEMENT	PE						STUEBEN COUNTY DEPARTMENT						
REGION 3-A DEVELOPMENT &							PUBLIC WELFARE	PE					
REGION PLANNING	PE						STUEBEN COUNTY LIBRARY	PE					
REGION IV DEVELOPMENT COMMISSION	PE						SULLIVAN COUNTY DEPARTMENT						
RICHMOND - MORRISON - REEVES LIBRARY	PE						PUBLIC WELFARE	PE					
RICHMOND SANITARY DISTRICT	PE						SULLIVAN COUNTY PUBLIC LIBRARY	PE					
RIPLEY COUNTY DEPARTMENT							SWAYZEE PUBLIC LIBRARY	PE					
PUBLIC WELFARE	PE						SWITZERLAND COUNTY PUBLIC WELFARE	PE					
RISING SUN MUNICIPAL UTILITIES	PE						TELL CITY - PERRY COUNTY PUBLIC LIBRARY	PE					
ROCKPORT - HOUSING AUTHORITY	PE						TERRE HAUTE INTERNATIONAL						
ROCKVILLE PUBLIC LIBRARY	PE						AIRPORT AUTHORITY	PE					
ROME CITY HOUSING AUTHORITY	PE						THE INDIANAPOLIS LOCAL						
ROYAL CENTER TOWNSHIP LIBRARY	PE						PUBLIC IMPROVEMENT BOND BANK	PE					
RUSH COUNTY DEPARTMENT							THE STARKE COUNTY PUBLIC						
PUBLIC WELFARE	PE						LIBRARY SYSTEM	PE					
RUSHVILLE PUBLIC LIBRARY	PE						TIPPECANOE COUNTY DEPARTMENT						
SALEM PUBLIC LIBRARY	PE						PUBLIC WELFARE	PE					
SCOTT COUNTY DEPARTMENT							TIPPECANOE COUNTY PUBLIC LIBRARY	PE					
PUBLIC WELFARE	PE						TIPTON COUNTY LIBRARY	PE					
SCOTT COUNTY PUBLIC LIBRARY	PE						TOWN OF CAMBRIDGE CITY - WESTERN						
SCOTT COUNTY - SOUTHEASTERN							WAYNE REGIONAL DISTRICT	PE					
INDIANA SOLID WASTE DISTRICT	PE						TOWN OF SELMA - LIBERTY						
SHELBYVILLE - SHELBY COUNTY							REGIONAL WASTE DISTRICT	PE					
PUBLIC LIBRARY	PE						TWIN RIVERS VOCATIONAL AREA	PE					
SHERIDAN PUBLIC LIBRARY	PE						UNION CITY LIBRARY	PE					
SOUTH DEARBORN REGIONAL							UNION COUNTY DEPARTMENT						
SEWER DISTRICT	PE						PUBLIC WELFARE	PE					
SOUTH HENRY REGIONAL WASTE							VANDERBURGH COUNTY DEPARTMENT						
DISTRICT	PE						PUBLIC WELFARE	PE					
SOUTH WHITLEY - CLEVELAND							VALLEY VIEW HOUSING AUTHORITY	PE					
TOWNSHIP PUBLIC LIBRARY	PE						VERMILLION COUNTY DEPARTMENT						
SOUTHERN INDIANA DEVELOPMENT							PUBLIC WELFARE	PE					
COMMISSION	PE						VERNON FORKS CONSERVANCY DISTRICT	PE					
SOUTHEASTERN CAREER CENTER	PE						VIGO COUNTY - CONVENTION						
SOUTHWEST ALLEN COUNTY							AND TOURISM BUREAU	PE					
FIRE DISTRICT	PE												

Schedule of Participating Employers


Year Ended June 30

Employer's Name	PE	LE	PA	JU	77	EC	Employer's Name	PE	LE	PA	JU	77	EC
VIGO COUNTY DEPARTMENT OF PUBLIC WELFARE							WILLARD LIBRARY OF EVANSVILLE	PE					
VIGO COUNTY - HARRISON TOWNSHIP POOR RELIEF	PE						WILLIAMSPORT - WASHINGTON TOWNSHIP PUBLIC LIBRARY						PE
VIGO COUNTY PUBLIC LIBRARY							WINCHESTER COMMUNITY LIBRARY						PE
VINCENNES HOUSING AUTHORITY							WORTHINGTON - JEFFERSON TOWNSHIP PUBLIC LIBRARY						PE
VINCENNES WATER DEPARTMENT							WRIGHT - HAGEMAN PUBLIC LIBRARY						PE
WABASH CARNEGIE LIBRARY							YORKTOWN - MT PLEASANT COMMUNITY LIBRARY						PE
WABASH COUNTY DEPARTMENT PUBLIC WELFARE													
WABASH VALLEY INTERSTATE COMMISSION	PE						Withdrawn Employers						
WAKARUSA PUBLIC LIBRARY							BYRON HEALTH CENTER						PE
WALKERTON - LINCOLN TOWNSHIP PUBLIC LIBRARY							CENTER TOWNSHIP - UNION COUNTY						PE
WARREN COUNTY DEPARTMENT PUBLIC WELFARE							CENTRAL SCHOOL DISTRICT OF GREENE COUNTY						PE
WARREN COUNTY HIGHWAY							CENTRAL INDIANA AREA LIBRARY SERVICE AUTHORITY						PE
WARREN PUBLIC LIBRARY							CITY OF WOODBURN						PE
WARRICK COUNTY PUBLIC WELFARE							CLARK TOWNSHIP MONTGOMERY COUNTY						PE
WARRICK COUNTY SOLID WASTE MANAGEMENT DISTRICT							COLFAX PUBLIC LIBRARY						PE
WARSAW COMMUNITY PUBLIC LIBRARY							EASTERN INDIANA LIBRARY SERVICE AUTHORITY						PE
WASHINGTON CARNEGIE LIBRARY							FAIRPLAY TOWNSHIP - GREENE COUNTY						PE
WASHINGTON COUNTY DEPARTMENT PUBLIC WELFARE							GEORGE ADE MEMORIAL HOSPITAL						PE
WASHINGTON TOWNSHIP PUBLIC LIBRARY							GREENDALE						PE
WATERLOO - GRANT TOWNSHIP PUBLIC LIBRARY							HEALTHWIN HOSPITAL						PE
WAYNE COUNTY - HIGHWAY DEPARTMENT							HILLCREST SPECIAL EDUCATION SCHOOL						PE
WAYNE COUNTY WELFARE							INDIANAPOLIS MASS TRANSIT AUTHORITY						PE
WELLS COMMUNITY HOSPITAL							JEFFERSON COUNTY REGIONAL SEWER DISTRICT NO 1						PE
WELLS COUNTY DEPARTMENT PUBLIC WELFARE							KIRKLAND TOWNSHIP - ADAMS COUNTY						PE
WELLS COUNTY PUBLIC LIBRARY							LADOGA - CLARK TOWNSHIP PUBLIC LIBRARY						PE
WEST CENTRAL CONSERVANCY DISTRICT							MCCRAY MEMORIAL HOSPITAL						PE
WEST LAFAYETTE PUBLIC LIBRARY							MARSHALL COUNTY PARKVIEW HOSPITAL						PE
WESTCHESTER PUBLIC LIBRARY							MONROE TOWNSHIP - ADAMS COUNTY						PE
WESTFIELD PUBLIC LIBRARY							NORTHERN INDIANA WORKFORCE OF ST. JOSEPH COUNTY						PE
WHITE COUNTY DEPARTMENT PUBLIC WELFARE							OUABACHE REGIONAL DEVELOPMENT COMMISSION						PE
WHITEWATER VALLEY COMMUNITY LIBRARY DISTRICT							REGION IX DEVELOPMENT COMMISSION						PE
WHITING PUBLIC LIBRARY							ROANN PUBLIC LIBRARY						PE
WHITLEY COUNTY DEPARTMENT PUBLIC WELFARE							SOUTHEASTERN INDIANA AREA LIBRARY SERVICE AUTHORITY						PE
WHITLEY COUNTY HIGHWAY DEPARTMENT	PE												
WILDCAT CREEK - SOLID WASTE DISTRICT	PE												

Schedule of Participating Employers

Year Ended June 30

Employer's Name	PE	LE	PA	JU	77	EC	Employer's Name	PE	LE	PA	JU	77	EC
SPRINGFIELD TOWNSHIP -													
ALLEN COUNTY	PE												
ST MARYS TOWNSHIP - ADAMS COUNTY	PE												
STONE HILLS AREA LIBRARY													
SERVICE AUTHORITY	PE												
TOWN OF CLAY CITY	PE												
TRI-ALSA - REGION 3	PE												
UNION	PE												
WABASH VALLEY AREA LIBRARY													
SERVICE AUTHORITY	PE												
WASHINGTON STAFFORD													
CONSOLIDATED SCHOOL CORPORATION	PE												
WASHINGTON TOWNSHIP SCHOOLS	PE												
WESTCHESTER TOWNSHIP -													
PORTER COUNTY	PE												
WORTHINGTON - JEFFERSON													
CONSOLIDATED SCHOOLS	PE												
Employers Pending Withdrawal													
CARNEGIE PUBLIC LIBRARY	PE												



PUBLIC EMPLOYEES' RETIREMENT FUND
INDIANA

