

IL63a
352/53
op. 2

**STATE EMPLOYEES'
RETIREMENT SYSTEM
OF ILLINOIS**

**TENTH ANNUAL STATEMENT
OF THE
BOARD OF TRUSTEES**

JUNE 30, 1953

THE LIBRARY OF THE

APR 27 1954

UNIVERSITY OF ILLINOIS



Issued by Authority of the
**BOARD OF TRUSTEES OF THE STATE EMPLOYEES'
RETIREMENT SYSTEM OF ILLINOIS**
509 South Sixth Street • Springfield, Illinois

State of Illinois
WILLIAM G. STRATTON
Governor

(Printed by authority of the State of Illinois.)

STATE EMPLOYEES' RETIREMENT SYSTEM OF ILLINOIS

TENTH ANNUAL STATEMENT
OF THE
BOARD OF TRUSTEES

JUNE 30, 1953



Issued by Authority of the
BOARD OF TRUSTEES OF THE STATE EMPLOYEES'
RETIREMENT SYSTEM OF ILLINOIS
509 South Sixth Street • Springfield, Illinois

State of Illinois
WILLIAM G. STRATTON
Governor

STATE EMPLOYEES' RETIREMENT SYSTEM OF ILLINOIS

BOARD OF TRUSTEES

ROY TUCHBREITER, Chairman
President
Continental Assurance Company

HON. ORVILLE E. HODGE
Auditor of Public Accounts
(Member Ex Officio)

HON. MORTON H. HOLLINGSWORTH
Director of Finance
(Member Ex Officio)

ELMER R. KNIGHT*
Assistant Chief Highway Engineer

CHARLES H. PEELER
Business Manager
Elgin State Hospital

L. C. CORTRIGHT, Secretary
Springfield, Illinois

HON. LATHAM CASTLE
Attorney General
Counsel

HON. ELMER J. HOFFMAN
State Treasurer
Treasurer

A. A. WEINBERG
Consulting Actuary

* Succeeded Frank N. Barker, resigned, August 31, 1953.



35 1.4
 Il 63a
 352/53
 20.2
 1

CONTENTS

	Page
PERTINENT FINANCIAL AND STATISTICAL FACTS	i
LETTER OF TRANSMITTAL	ii
REPORT OF BOARD OF TRUSTEES	1
Chart 1—Income	3
Chart 2—Expenditures	4
Chart 3—Present Assets	7
 FINANCIAL STATEMENTS	
Accountants' Report	12
Balance Sheet, June 30, 1953	14
Statement of Income and Expenditures, July 1, 1952 to June 30, 1953	15
Statement of Reserve Accounts and Changes therein, July 1, 1952 to June 30, 1953	16
Statement of System's Cash Fund Account and Changes therein, July 1, 1952 to June 30, 1953	17
Statement of Investments Owned, June 30, 1953	19
Statement of Administrative Expenditures, Year Ended June 30, 1953	20
 REPORT OF THE ACTUARY	
Report on Tenth Annual Actuarial Valuation	23
Chart 4—Extent of Coverage of Accrued Liabilities	25
Valuation Balance Sheet, June 30, 1953	28
 STATISTICAL DATA	
Table A—Membership June 30, 1953 by Departments	30
Table B—Number of Members at Various Ages, and Annual Salaries, June 30, 1953—Male	31
Table C—Number of Members at Various Ages, and Annual Salaries, June 30, 1953—Female	32
Table D—Number of Members, Classified by Length of Service	33
Table E—Number of Male Annuitants at Various Ages and Amount of Annual Payments	34
Table F—Number of Female Annuitants at Various Ages and Amount of Annual Payments	35
Table G—Annuities Classified by Ages at Retirement—Male	36
Table H—Annuities Classified by Ages at Retirement—Female	37
Table I—Deaths Among Members—Age and Service Data	38
Table J—Deaths Classified by Cause of Death	39
Table K—Statistics on Withdrawals with Refund	40
 CLAIMS DATA—Fiscal Year Ended June 30, 1953	
Schedule 1—Summary of Claims by Departments	41
Schedule 2—Service Retirement Allowances Granted and Effective During Period July 1, 1952 to June 30, 1953	42
Schedule 3—Nonoccupational Death Claims	51
Schedule 4—Occupational Death Claims	55
Schedule 5—Nonoccupational Disability Claims	56
Schedule 6—Occupational Disability Claims	59
Schedule 7—Deaths After Retirement	60
Schedule 8—Reversionary Annuities Granted During Period from July 1, 1952 to June 30, 1953	61
 APPENDIX	
Summary of Benefit and Contribution Provisions	63

PERTINENT FINANCIAL AND STATISTICAL FACTS

Financial	Fiscal Year Ended June 30	
	1953	1952
Net Assets at End of Year.....	\$28,955,587.47	\$25,174,749.92
Increase in Net Assets.....	3,780,837.55	4,958,308.97
Investments (at Book Value).....	28,607,865.03	24,365,326.05
Interest Income	698,903.12	553,987.98
Average Yield on Investments.....	2.60%	2.57%
Total Income for Year	7,555,192.79	7,173,947.93
Employee Contributions	4,909,217.80	4,652,506.93
State Contributions	1,717,500.00	1,717,500.00
Total Expenditures	3,774,355.24	2,215,638.96
Annuity and Benefit Payments.....	2,048,155.95	1,604,851.85
Refunds to Withdrawing Members.....	1,726,199.29	610,019.04

Statistical

Number of Members at End of Year:		
Male	14,151	16,094
Female	11,917	11,604
Number of Members on Retirement at End of Year:		
Male	783	602
Female	584	472
Number of Retirements During Year.....	382	318
Retirants Returning to Service.....	26	12
Deaths Among Retirants During Year.....	63	58
Deaths Among Members.....	216	217
Number of Nonoccupational Disability Claims..	157	202
Number of Occupational Disability Claims.....	71	16
Number of Occupational Death Claims.....	6	5
Number of Withdrawal Benefits (refunds).....	4,677	2,289

LETTER OF TRANSMITTAL

October 31, 1953

To his Excellency,
The Honorable William G. Stratton,
Governor of the State of Illinois,
Springfield, Illinois

Sir:

In accordance with the Act governing the operation of the State Employees' Retirement System of Illinois, I take pleasure in submitting herewith, on behalf of the Board of Trustees of the System, its TENTH ANNUAL STATEMENT, covering its operations for the fiscal year ended June 30, 1953.

Respectfully submitted,

A handwritten signature in cursive script, appearing to read "Roy Lubliner".

Chairman.

STATE EMPLOYEES' RETIREMENT SYSTEM OF ILLINOIS

TENTH ANNUAL STATEMENT of the BOARD OF TRUSTEES

The State Employees' Retirement System has completed its first decade of operations. The Tenth Annual Statement presented herewith contains an analysis of the financial experience of the System during the year, statements reflecting its financial condition, various tabulations concerning its membership and statements showing changes in the roll of beneficiaries.

MEMBERSHIP STATISTICS

The membership of the System showed a decrease for the year equal to 6%. A further analysis has disclosed that female membership increased during the year 2.7% whereas male membership declined 12.1%. Male employees now comprise 54.3% of total membership and female employees 45.7% compared with 58.1% and 41.9% respectively, at the end of the preceding fiscal year.

Statistics illustrating the changes in membership are presented below:

Number of Members July 1, 1952.....	27,698	
Add New Members.....	3,651	
Total.....		31,349
Deduct		
Deaths, Accidental.....	6	
Deaths, Ordinary.....	216	
Withdrawals, (with Refunds).....	4,677	
Retirements.....	382	5,281
Net Membership June 30, 1953.....		26,068

RETIREMENT DATA

Number of retirants, July 1, 1952.....	1,074	
Retirements during the year 1952-1953.....	382	
Total.....		1,456
Deaths.....	63	
Re-entrants into service.....	26	89
Number of retirants, June 30, 1953.....		1,367

In addition to the above, there were six beneficiaries of deceased annuitants in receipt of reversionary annuities under an optional elec-

tion which was exercised by the annuitants at the time of their retirement.

RESULTS OF OPERATIONS

The following is a summary of the income and expenditures of the System for the year:

Income	Year Ended June 30		Increase or (Decrease)
	1953	1952	
Member contributions	\$ 4,909,304.61	\$ 4,652,506.93	\$ 256,797.68
State contributions	1,717,500.00	1,717,500.00
Income from Trust and Federal Funds	229,485.06	249,953.02	(20,467.96)
Interest	698,903.12	553,987.98	144,915.14
Totals	\$ 7,555,192.79	\$ 7,173,947.93	\$ 381,244.86

Expenditures	Year Ended June 30		Increase or (Decrease)
	1953	1952	
Annuity payments	\$ 1,247,406.94	\$ 909,720.29	\$ 337,686.65
Death benefits	456,852.16	384,114.00	72,738.16
Disability benefits	343,896.85	311,017.56	32,879.29
Refunds	1,726,199.29	610,019.04	1,116,180.25
Other	768.07	(768.07)
Totals	\$ 3,774,355.24	\$ 2,215,638.96	\$ 1,558,716.28
Net Income	\$ 3,780,837.55	\$ 4,958,308.97	(\$ 1,177,471.42)

The large decrease in net income was due principally to the larger amount of refund payments by the System. Payments for the several types of benefits provided by the System showed substantial increases for the year with the largest increase, equal to 37.1%, occurring in the payments for annuities.

Audited financial statements exhibiting in detail the results of operations for the year and its financial condition at the close of the year are presented herein. The audit of the accounts and records was completed after the close of the year by accountants designated by the Auditor of Public Accounts. The Auditor was asked to select the accountants for this duty. The report on the audit disclosed a satisfactory state of affairs and confirmed the administrative methods and practices in effect.

FINANCIAL REVIEW

The net income for the year increased the reserves of the System to the amount of \$28,955,587.47. These reserves are available to meet future obligations. Of the total reserves 70.9% represented member contributions and 29.1% State contributions.

Additions to the reserve for member contributions for the year totaled \$4,909,217.80. The charges against the reserve for member con-

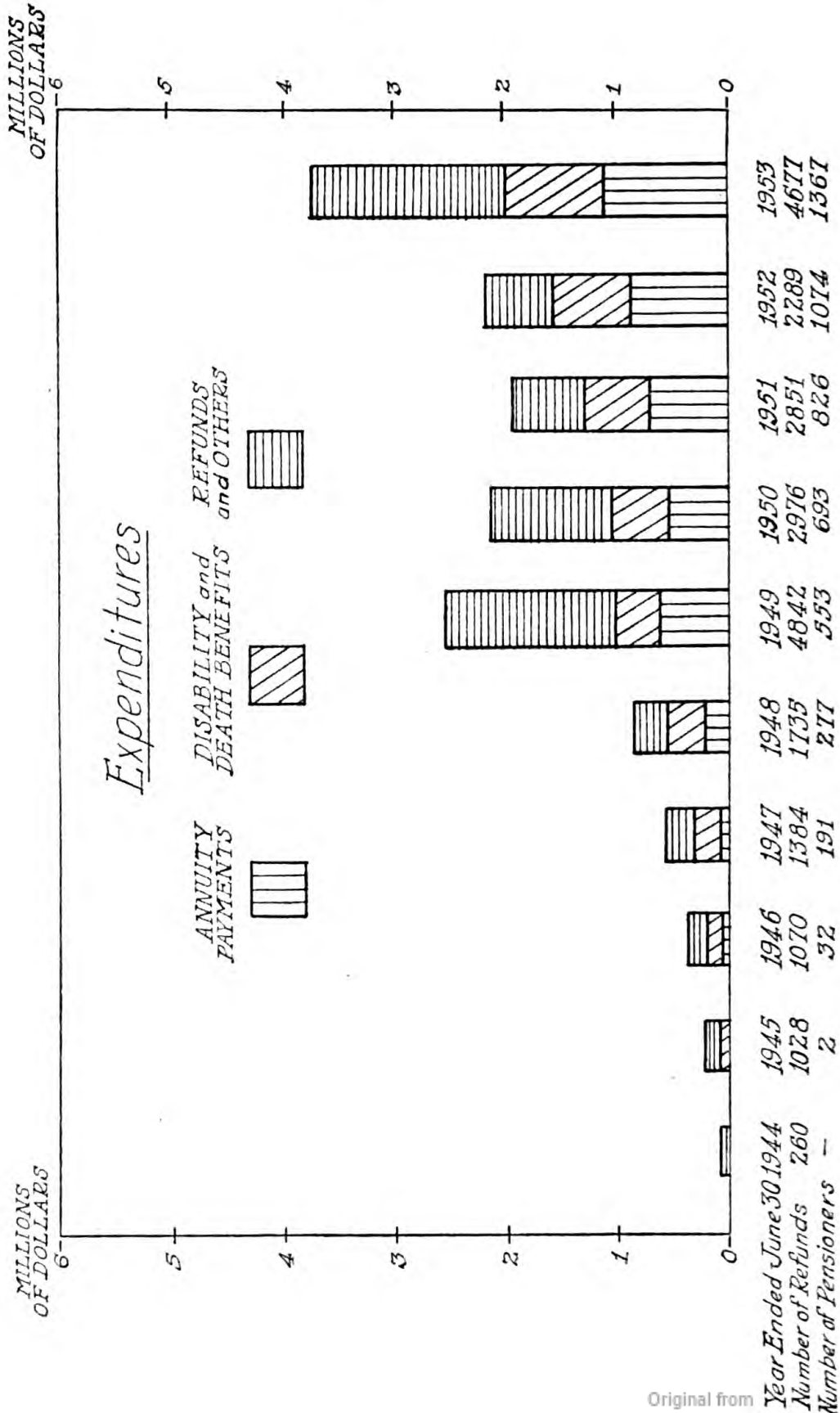
CHART # 1

State Employees Retirement System of Illinois



State Employees Retirement System of Illinois

CHART *2



tributions consisting of refunds, the proportionate amount of the benefit payments and transfers of credits totaled \$2,269,699.99. The net increase in this reserve was \$2,639,517.81. This compares with net income of the System for the year of \$3,780,837.55. The excess of net income over the increase in the reserve for member contributions, namely, \$1,141,319.74, is attributable to income from other sources than member contributions, namely, State contributions after deduction of payments chargeable thereto, and interest income.

MEMBERSHIP AND FINANCIAL TRENDS

The System has now completed its first decade of operations. The following statement is illustrative of the trend in membership and factors pertinent to its financial experience:

Date	Membership		Financial Facts	
	Contributing Members	Service Retire-ments	Net Income for the Year	Net Assets at End of Year
Jan. 1, 1944.....	17,237	-----	-----	-----
June 30, 1944.....	17,287	-----	\$ 1,260,809.59	\$ 1,260,809.59
June 30, 1945.....	16,791	2	1,421,764.08	2,682,573.67
June 30, 1946.....	18,882	32	2,783,993.08	5,466,566.75
June 30, 1947.....	20,858	173	2,823,770.71	8,290,337.46
June 30, 1948.....	23,945	277	3,578,036.63	11,868,374.09
June 30, 1949.....	21,989	553	2,038,855.99	13,906,780.79
June 30, 1950.....	25,284	693	2,689,668.04	16,596,448.83
June 30, 1951.....	26,300	826	3,619,992.12	20,216,440.95
June 30, 1952.....	27,698	1,074	4,958,308.97	25,174,749.92
June 30, 1953.....	26,068	1,367	3,780,837.55	28,955,587.47

STATUTORY OBLIGATIONS AND EXISTING RESERVES

The System is gradually building up its reserves under the established method of financing. Reserves at June 30, 1953 amounted to \$28,955,587.47 compared with \$25,174,749.92 at the close of the preceding year.

The method of financing underlying the System reflects a modified form of funding. It provides that the contributions by the State for any year shall equal the average of anticipated annual expenditures for annuities and benefits for a period of ten years next following the year for which contributions by the State are to be made. Under this plan of financing, if regular appropriations are made by the State as required, it is estimated that a partial reserve will be established which at its maximum amount will be equal to one-fourth to one-third of the full actuarial reserve requirements. Income in excess of payments will be greater during the early years of operations than in later years when the expenditures will attain substantially higher levels.

Notwithstanding the partial reserve method of financing, the Act requires that the actuary "shall make an annual valuation of the liabili-

Original from

UNIVERSITY OF ILLINOIS AT
URBANA-CHAMPAIGN

ties and reserves of the system, an annual determination of the amount of contributions required from the State under the Act, and certify the results thereof to the board”.

Conforming with the provisions of the Act, an annual valuation of the System has been completed as of June 30, 1953. The report of this valuation appears later in this annual statement. It discloses accrued unfunded liabilities amounting to \$53,043,777.53 after deducting the present assets of the System. This amount constitutes a deferred obligation of the State of Illinois to be discharged in future years.

INVESTED ASSETS

While the investment authority prescribed for the System by law permits the purchase of municipal bonds both in the State of Illinois and outside of the State under certain specified conditions, in addition to United States Government Bonds, the Board to date has confined its investments to United States Government issues. As a result it has acquired an investment account, as of June 30, 1953, amounting to \$28,722,000.00 par value as displayed in the accountant's report which follows.

The average yield on the entire investment account was 2.60% compared with 2.57% at the close of the preceding year.

Net investments acquired during the year amounted to \$4,350,000.00 at par value consisting of the following government bonds:

Description	Rate	Par Value
U. S. Treasury, 1972/67.....	2.50%	\$ 3,650,000.00
U. S. Savings Bonds, Series K, 1964.....	2.76	100,000.00
U. S. Treasury, 1983/78.....	3.25	600,000.00
Total Purchases.....		<u>\$ 4,350,000.00</u>

There were no other investment transactions during the year.

DISABILITY AND DEATH BENEFIT PAYMENTS

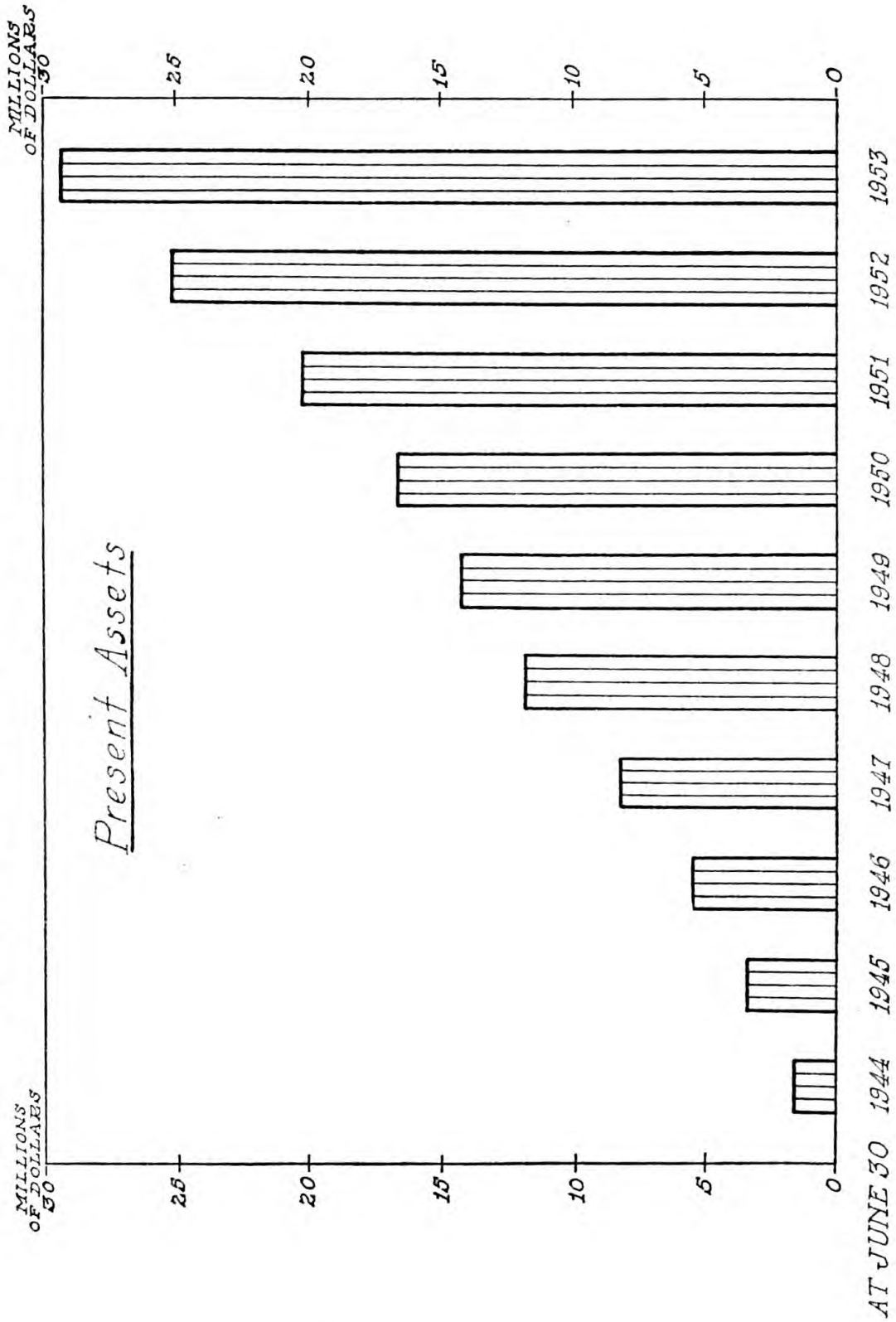
Payments for disability and death benefits have been in an upward trend since the establishment of the System. While the number of deaths among active members was about the same as in the preceding year, payments for such benefits increased \$72,738.16 or 19% due to (1) the higher rates of salary in force resulting in larger payments of the State's portion of the benefit, and (2) the increase in the accumulated contribution credits in the accounts of the members.

While the number of nonoccupational disability claims decreased during the year from 202 to 157, there was a marked increase in the number of claims for occupational disability from 16 to 71. Payments for disability benefits for the year increased \$32,879.29 or about 11%. The large number of occupational disability claims was due to a change in policy on the part of the Department of Public Welfare which

Original from

UNIVERSITY OF ILLINOIS AT
URBANA-CHAMPAIGN

CHART #3
State Employees Retirement System of Illinois



occurred during the year. The processing of claims by the Claims Commission of that department providing for the granting of full salary or partial salary payments to their employees was discontinued.

COMMITTEE ACTIVITIES

The three standing committees previously established by the Board were continued during the year. These committees are performing an extremely useful function in the administration of the System and account in a large measure for its efficient operation.

The Committee on Investments is composed of Roy Tuchbreiter, Chairman of the Board, Morton H. Hollingsworth, Director of Finance and Harold H. Conley, Chief Revenue Clerk in the office of the State Treasurer.

The Policy Committee, which is charged with the duty of reviewing administrative problems arising in current operations, consists of Trustee Charles H. Peeler, Chairman, Trustee Elmer R. Knight, Assistant Chief Highway Engineer, and L. C. Cortright, Secretary, members. A. A. Weinberg, Actuary, serves as technical adviser.

The Claims Committee makes recommendations relative to claims received by the System for retirement, disability, death and other benefits, and directs the administration and processing of these claims. The committee consists of Trustee Elmer R. Knight, Chairman, Thor Wanless of Springfield, and L. C. Cortright, Secretary, members.

NEW LEGISLATION

Several amendments to the Retirement Act of a substantive character were enacted by the 68th General Assembly and became effective shortly after the close of the year. One of the amendments broadened the benefit schedule of the System by providing for a widow's annuity for male members. Others extended to the members certain privileges not previously available. The several important changes in the plan of operation are summarized.

1. Widow's Annuity. A widow's annuity benefit has been provided for widows of members, consisting of an amount equal to one-half of the retirement allowance earned by a member plus a lump sum death benefit payment of \$500.00. The male members contribute an additional 1% of salary toward this benefit. Participation is compulsory on the part of the male members, although certain options are granted the widows at the date a widow's annuity becomes payable and contributions are returnable in any case in which no eligible widow exists.

2. Extension of Minimum Age for Membership. The maximum age for membership in the System has been extended by one year. A State employee is now eligible for membership if he is aged 60 or over upon original entry into the State service instead of at the time he completes the qualifying period of 12 months of service.

3. **Withdrawal of Waiver.** The Act has been amended again to permit employees in service on January 1, 1944 who waived membership in the System to withdraw such waiver and receive appropriate pension credit for previous service under certain prescribed conditions. This opportunity expires June 30, 1954.

4. **Credit for General Assembly Service.** Service as a member of the General Assembly after January 1, 1944 is now creditable by the System, under certain conditions. Previously such service was not recognized and only service prior to the foregoing date would be validated.

5. **Re-entry into Service After Retirement.** Appropriate provisions have been made to cover cases of retirants who re-enter the service of the State. It is now provided that any person receiving a service retirement allowance who re-enters the service of any department or agency of the State of Illinois, including the University of Illinois or the State schools, will have his retirement allowance payments terminated. Such persons will become entitled to all rights and benefits, except refund of contributions, in the same manner as any other member. Upon subsequent retirement, the retirement benefit would consist of the amount of the previous allowance plus such additional allowance earned by the member during re-employment.

6. **Contributions for First Year of Service.** Any member who failed to make contributions for the first year of State service prior to membership is granted the privilege of making such contributions before July 1, 1954 and receiving appropriate credit.

7. **Extension of Ordinary Death Benefit.** This benefit has been extended to persons in receipt of an accidental disability benefit, covering the entire period they are in benefit status.

8. **Miscellaneous.** Certain administrative and corrective changes in the Act have also been made for the purpose of clarification. These include (a) military service credit; (b) member's contributions for the qualifying period; (c) interest credit on member's accounts; (d) limitation of time for making back contributions; (e) refund to member subject to compulsory retirement; (f) fixing the surety bond of the treasurer by an amount of \$50,000.00 subject to increase by the Board to \$100,000.00; and (g) defining the effective date of the retirement allowance.

Administrative procedures have been adjusted to reflect these amendments. Policy Committee rulings were necessary in some cases especially the provision for a widow's annuity which contains some ambiguities. Operations under the amended law, however, are progressing satisfactorily.

SOCIAL SECURITY UNIT

On March 23, 1953, the State Supreme Court handed down an opinion upholding the constitutionality of the Social Security Enabling Act. Since no rehearing was held in the matter, a mandate of affirmance was subsequently issued by the Clerk of the Supreme Court to the effect that the opinion of the Court was final.

The final adjudication of this Act and the affirmance of its legality made it possible to proceed with the consummation of the Federal-State agreement which was necessary to give effect to its provisions. Accordingly, after numerous conferences with the federal officials, the agreement became effective on September 15, 1953 upon its execution by the appropriate state and federal officials. A number of requests were made of the Attorney General for advice and guidance during the course of negotiations on the Federal-State agreement and in connection with many questions arising on other phases of the operation of the Social Security Unit of the System.

A Manual of Regulations and Instructions had been prepared to implement the enabling legislation. In accordance with established law, this manual, with accompanying supplements, was filed with the Secretary of State on September 15, 1953.

Several minor corrective amendments in the enabling legislation were recommended for approval, and these were enacted by the 68th General Assembly. House Bill 705 embodying these changes became law on June 30, 1953, following its approval by Governor William G. Stratton.

The Social Security Unit is now in operation. A number of agreements with governmental units in Illinois, as appendices to the Federal-State agreement, have been approved and are now in effect. Coverage has been established for a large number of employees. The indications are that this number will increase in the future as more governmental units take advantage of this program for the benefit of their employees.

TRUSTEES

On August 31, 1953, Frank N. Barker resigned his position as Chief Highway Engineer of the State of Illinois, and thereby terminated his membership on the Board of Trustees. Under the Retirement Act, only employees of the State may be trustees as representatives of the members. Elmer R. Knight, Assistant Chief Highway Engineer, was appointed by the Governor to succeed Mr. Barker and to serve for the unexpired portion of his term of office.

The Board hereby records its acknowledgment of the significant contribution made by Mr. Barker to the work of the System and in its development to its present important position in the State government. In the capacity of trustee and as Chairman of the Policy Committee and Claims Committee since the inception of the System, Mr. Barker

has been of incalculable aid in the solution of the many and varied complex problems arising in its administration, and has rendered a splendid public service.

CONCLUSION

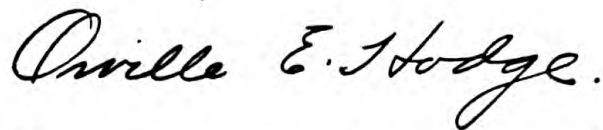
The account of the year's experience reported in this annual statement evidences the broadening scope of operations of the System, its value to the membership, and the increasing importance and usefulness in the affairs of the State government. The underlying plan embodies the several essential elements of a progressive pension policy for the State of Illinois and compares most favorably with similar provisions in effect for employees of other states. The efforts of the Board of Trustees will continue to be directed, as in the past, toward the administration of the System in strict accord with the specific provisions of the Retirement Act and the attainment of the stated objectives of the System in full measure.

The Board desires to express with real appreciation and a sense of gratitude the generous cooperation and assistance given by the Attorney General and the Treasurer during the year, and to acknowledge the loyal and faithful services of all officers and employees.

Respectfully submitted,

BOARD OF TRUSTEES
State Employees' Retirement System of Illinois


Chairman









Secretary



**ACCOUNTANT'S REPORT FOR THE YEAR ENDED
JUNE 30, 1953**

F. M. MERSINGER & COMPANY
Certified Public Accountants

January 8, 1954

To the Board of Trustees
State Employees' Retirement System of Illinois
Springfield, Illinois

Gentlemen:

We have examined the books and records of the State Employees' Retirement System of Illinois for the period July 1, 1952 to June 30, 1953, and have prepared the accompanying statements of income and expenditures, balance sheet and supporting schedules of the System's cash account and investments owned and exhibits on appropriation expenditures.

We have reviewed the accounting procedures and the system of internal control in use in the System and without making a detailed audit of all transactions have conducted such tests of the accounting records as we considered necessary in accordance with generally accepted auditing procedures applicable in the circumstances.

Our examination was limited to the accounts of income and expenditures and the related balance sheet accounts in the accompanying statements, none of which embody actuarial valuation. Statements reflecting actuarial valuation are presented in separate reports prepared by the Actuary of the System.

In our opinion the accompanying statement of income and expenditures and balance sheet fairly presents the results of operations for the period July 1, 1952 to June 30, 1953 and the financial position of the System as at June 30, 1953 in conformity with generally accepted accounting principles applied on a basis consistent with that of preceding years.

The State Employees' Retirement System of Illinois was created by an Act approved July 23, 1943, operative January 1, 1944. Operation of the System is directed by a Board of Trustees, assisted by its appointed committees on Investment, Policy and Claims, which meet upon call of the Secretary to consider business matters and make recommendations thereon to the Board. General administration is conducted by a Secretary and technical service is performed by an actuary employed by the System. All administrative decisions are subject to the provisions of the Administrative Review Act of the State of Illinois.

Membership in the System is a condition of employment to all eligible State employees except: State employees eligible for membership in any other retirement system of Illinois, officers elected by vote of the people of the whole State of Illinois, persons appointed to office by the State Governor under the Civil Administrative Code unless they elect to become members, and employees of political subdivisions of the State. Members contribute 6% of gross salary to a maximum of \$7,500.00 annual salary. Pensions, annuities, disability and death benefits and allowances are prescribed by the Act. Service-connected disability and service-connected death benefits payable by the System are subject to offset for amounts payable under State Workmen's Compensation and Occupational Diseases Acts. Members' contributions are refundable, upon request, without interest upon separation from State service.

Original from
UNIVERSITY OF ILLINOIS AT
URBANA-CHAMPAIGN

The State Employees' Retirement System of Illinois—Social Security Unit was named as the operative Agency, the System's Board of Trustees being named as the administrative body thereof, to implement the Social Security Enabling Act passed by the 67th General Assembly. The Social Security Enabling Act makes coverage under the Federal Social Security program available to employees of municipalities and other political subdivisions of the State who are not covered by an existing retirement or pension system. Activities of the Social Security Unit were limited during the greater part of the time covered by this audit while the constitutionality of the Act was being contested in the courts; the Act was upheld in April, 1953.

Facilities of the State Employees' Retirement System are made available to the Judges' Retirement System and the General Assembly Retirement System.

We appreciate the courtesy and cooperation received during our examination. If any additional information should be desired, please advise.

Yours very truly,

F. M. MERSINGER & COMPANY
E. A. EPPING

BALANCE SHEET AS AT JUNE 30, 1953

ASSETS

Current Assets:

Cash on Deposit with State Treasurer.....		\$	463,943.79
Accounts Receivable—			
Members' Contributions	\$	337,523.26	
Cancellations:			
Ordinary Disability Benefits.....		349.46	
Service Retirement Allowance		1,184.61	
Due from Reciprocating Systems:			
Contributions		198.35	
Interest		54.46	339,310.14
			<hr/>
Accrued Interest on Bonds.....			113,807.93

Investments:

United States Savings and Treasury Bonds at Amortized Cost.....		28,607,865.03	
			<hr/>
Total Assets			<u>\$29,524,926.89</u>

LIABILITIES AND RESERVES

Current Liabilities:

Accrued Benefits and Refunds Payable—			
Accidental Death Benefits.....	\$	4,175.16	
Accidental Disability Benefits.....		3,672.94	
Ordinary Death Benefits.....		71,753.19	
Ordinary Disability Benefits.....		32,855.25	
Service Retirement Benefits.....		109,994.37	
Death Benefits After Retirement		908.31	
		<hr/>	
	\$	223,359.22	
Refunds — Resignation		345,980.20	569,339.42
		<hr/>	

Reserves:

Members' Contributions	\$19,345,713.01	
Interest Accumulations	1,196,056.09	
Annuitants' Death Benefits.....	293,418.17	
Contingent General Reserve.....	8,120,400.20	28,955,587.47
	<hr/>	<hr/>
Total Liabilities and Reserves.....		<u>\$29,524,926.89</u>

NOTE: A statement based on actuarial valuation as of June 30, 1953 prepared by the System's Actuary indicates an excess of obligations, over assets, amounting to \$53,043,777.53.

STATEMENT OF INCOME AND EXPENDITURES
Year Ended June 30, 1953

Income:

Contribution—Members:

Salary Deductions	\$ 4,850,221.67	
Less — Refunds for Departmental and Erroneous Deductions	3,553.55	\$ 4,846,668.12
Collection of Resignation Refund Overpayment		86.81
Credits to Members Accounts which are Predicated upon Payments of Disability Benefits:		
Accidental Disability	\$ 5,461.81	
Ordinary Disability	40,546.01	46,007.82
Repayment of Refunds—		
Contributions	13,945.38	
Reciprocating Systems	2,596.48	\$ 4,909,304.61
Contributions—State, Trust and Federal Funds:		
State of Illinois	1,717,500.00	
Federal Funds	229,485.06	1,946,985.06

Other Income:

Interest:

Bonds (Less Amortization of Bond Premium)	691,294.16	
Paid by Members	5,957.12	
On Repayment of Refunds	1,250.99	
Paid by Reciprocating Systems	400.85	698,903.12
Total Income		\$ 7,555,192.79

Disbursements:

Benefits:

Annuities:		
Service Retirement Allowance	1,240,563.46	
Reversionary	6,843.48	\$ 1,247,406.94
Death Benefits:		
Accidental	50,752.30	
Ordinary	396,578.14	
After Retirement	9,521.72	456,852.16
Disability — Including above contribution credits:		
Accidental	31,256.52	
Ordinary	312,640.33	343,896.85
Total Benefits		2,048,155.95
Refunds of Current and Prior Contributions:		
To Employees Leaving Service		1,726,199.29
Total Disbursements		\$ 3,774,355.24

EXCESS OF INCOME OVER EXPENDITURES..... \$ 3,780,837.55

Original from

UNIVERSITY OF ILLINOIS AT
URBANA-CHAMPAIGN

STATEMENT OF RESERVE ACCOUNTS AND CHANGES THEREIN
For the Period from July 1, 1952 to June 30, 1953
RESERVE ALLOCATIONS

	Transactions For Year Ended June 30, 1953	Members' Contributions	Interest Accumulations	Annuitants' Death Benefits	Contingent General Reserve
OPENING BALANCE, JULY 1, 1952		\$ 16,706,195.20	\$ 933,657.87	\$ 160,418.75	\$ 7,374,478.10
Add—Income:					
Contributions: By Members	\$ 4,892,762.75	4,892,675.94			86.81
By State of Illinois	1,717,500.00				1,717,500.00
From Federal Funds	229,485.06				229,485.06
From Reciprocating Systems	2,596.48	2,596.48			
Interest Earned on Investments—Net	691,294.16		262,398.22		428,895.94
Interest Paid by Members	7,208.11				7,208.11
Interest Paid by Reciprocating Systems	400.85				400.85
Repayment of Refunds	13,945.38	13,945.38			
Total Income	\$ 7,555,192.79	\$ 4,909,217.80	\$ 262,398.22		\$ 2,383,576.77
Deduct—Expenditures:					
Benefit Payments	\$ 7,555,192.79	\$ 21,615,413.00	\$ 1,196,056.09	\$ 160,418.75	\$ 9,758,054.87
Payments to Reciprocating Systems	\$ 2,048,155.95	\$ 167,681.77			\$ 1,880,474.18
Refunds	1,726,199.29	1,726,199.29			
Total Expenditures	\$ 3,774,355.24	\$ 1,893,881.06			\$ 1,880,474.18
BALANCES, JUNE 30, 1953 (Before Adjustments)	\$ 3,780,837.55	\$ 19,721,531.94	\$ 1,196,056.09	\$ 160,418.75	\$ 7,877,580.69
Adjustments:					
Transfer of Accumulated Contributions of Annuitants to Contingent General Reserve		—242,819.51			+242,819.51
Revaluation of Reserve for Annuitants' Death Benefits		—132,999.42		+132,999.42	
BALANCES IN RESERVE ACCOUNT, JUNE 30, 1953	\$ 3,780,837.55	\$ 19,345,713.01	\$ 1,196,056.09	\$ 293,418.17	\$ 8,120,400.20

STATEMENT OF SYSTEM'S CASH FUND ACCOUNT AND CHANGES THEREIN

For the Period July 1, 1952 to June 30, 1953

CASH ON DEPOSIT WITH STATE TREASURER,
JULY 1, 1952 \$ 574,562.85

Receipts:

Contributions:

Members:

Salary Deductions 1952-53..	\$ 4,856,514.22	
Repayment of Refunds.....	13,362.92	
Receipts from Reciprocating Systems	2,398.13	\$ 4,872,275.27

State, Trust and Federal Funds:

State of Illinois.....	\$ 1,717,500.00	
Federal Funds	229,485.06	1,946,985.06

Repayments and Cancellations:

Benefits:

Annuitants' Service Retirement ments	\$ 4,650.36	
Ordinary Disability.....	339.34	
Accidental Disability	132.90	
Accidental death — State Allowance	49.50	5,172.10

Total Contributions \$ 6,824,432.43

Interest Income:

Bonds	\$ 685,357.50	
Paid by Members.....	5,977.05	
On Refunds	1,193.20	
From Reciprocating Systems.....	346.39	692,874.14

Total Available Cash \$ 8,091,869.42

Disbursements:

Benefits:

Annuities:

Service Retirement Allow- ance	\$ 1,137,119.85	
Reversionary	6,843.48	

Death Benefits:

Accidental	48,469.30	
Ordinary	426,806.73	
After Retirement	9,105.37	\$ 1,628,344.73

Disability Benefits:

Accidental	\$ 25,295.37	
Ordinary	269,363.41	294,658.78

Total Benefits \$ 1,923,003.51

Refunds:

To Departments	\$	309.66		
To Employees Leaving Service		1,450,201.74		
For Erroneous Deductions.....		3,240.03		1,453,751.43
				<hr/>

Investments:

Principal and (Discount of \$118,218.75 net) to purchase United States Government Bonds	\$	4,231,781.25		
Accrued Interest Paid.....		19,389.44	4,251,170.69	7,627,925.63
			<hr/>	<hr/>

Cash on Deposit with State Treasurer, June 30, 1953.....	\$	463,943.79		<hr/> <hr/>
---	-----------	-------------------	--	-------------

STATEMENT OF INVESTMENTS OWNED JUNE 30, 1953

Description	Book Value
United States Government Bonds:	
Treasury Bonds 2¼% due 6/15/62-59 issued 6/1/45.....	\$ 2,850,374.29
Savings Bonds 2½% Series "G" due 12/1/55 issued 12/1/43..	100,000.00
Savings Bonds 2½% Series "G" due 2/1/56 issued 2/1/44.....	100,000.00
Savings Bonds 2½% Series "G" due 1/1/57 issued 1/1/45.....	100,000.00
Treasury Bonds 2½% due 12/15/72-67 issued 11/15/45.....	10,898,761.22
Savings Bonds Series "F" due 4/1/58 issued 4/1/46.....	119,864.38
Savings Bonds Series "F" due 1/1/59 issued 1/1/47.....	117,627.07
Savings Bonds Series "F" due 1/1/60 issued 1/1/48.....	114,706.63
Treasury Bonds 2½% Series "A" due 10/1/65 issued 10/1/47	250,000.00
Savings Bonds 2½% Series "G" due 7/1/60 issued 7/1/48.....	900,000.00
Savings Bonds 2½% Series "G" due 4/1/61 issued 4/1/49.....	100,000.00
Treasury Bonds 2½% due 6/15/67-62 issued 5/5/42.....	1,640,089.03
Savings Bonds 2½% Series "G" due 1/1/62 issued 1/1/50.....	100,000.00
Savings Bonds 2½% Series "G" due 2/1/63 issued 2/1/51.....	100,000.00
Treasury Bonds 2¾% Series "B" 1980-75 issued 4/1/51.....	10,317,003.68
Savings Bonds 2.76% Series "K" due 5/1/64 issued 5/1/52.....	100,000.00
Savings Bonds 2.76% Series "K" due 7/1/64 issued 7/1/52.....	100,000.00
Treasury Bonds 3¼% due 6/15/83-78 issued 5/1/53.....	599,438.73
Total.....	<u>\$ 28,607,865.03</u>

SUMMARY

Bonds:	Rate %	Par Value	Amortized Cost Value
U. S. Savings, Cumulative, Series F.....	-----	\$ 405,000.00*	\$ 352,198.08
U. S. Savings, Series G.....	2½	1,500,000.00	1,500,000.00
U. S. Treasury.....	2¼	2,850,000.00	2,850,374.29
U. S. Treasury.....	2½	12,750,000.00	12,538,850.25
U. S. Treasury, Series A.....	2½	250,000.00	250,000.00
U. S. Treasury, Series B.....	2¾	10,167,000.00	10,317,003.68
U. S. Treasury, Series K.....	2¾	200,000.00	200,000.00
U. S. Treasury.....	3¼	600,000.00	599,438.73
Totals.....	-----	<u>\$ 28,722,000.00</u>	<u>\$ 28,607,865.03</u>

* Redemption value at due date.

STATEMENT OF ADMINISTRATIVE EXPENDITURES
Fiscal Year Ended June 30, 1953

GENERAL OFFICE

Personal Services:		
Regular Positions		\$ 99,226.17
Contractual Services:		
Telephone, Telegraph and Teletype.....	\$ 1,519.71	
Freight, Express and Drayage.....	344.26	
Repairs and Maintenance of Office Furniture and Equipment	846.68	
Repairs and Maintenance of Motor Vehicles.....	131.65	
Repairs and Maintenance of Real Property.....	679.96	
Rental of Office Equipment.....	10,716.00	
Rental of Real Property.....	8,712.65	
Professional and Technical Services.....	7,679.25	
Clean Towel Service.....	85.79	
Other Contractual Service.....	447.54	
Total.....		31,163.49
Office Expenses:		
Surety Bond and Insurance Premium.....	\$ 680.98	
Subscriptions, Information Service Dues.....	39.70	
Miscellaneous	112.20	
Total.....		832.88
Travel		3,246.29
Commodities:		
Stationery, Printing and Office Supplies.....	\$ 117.92	
Motor Vehicles and Mechanical Supplies.....	160.77	
Parts and Fittings for Office Furniture and Equip- ment	339.90	
Parts and Fittings for Motor Vehicles.....	12.90	
Total.....		631.49
Equipment:		
Office Furniture and Equipment.....		3,551.53
Postage:		
Postage and Postal Charges.....		4,086.45
Stationery, Printing and Office Supplies.....		7,066.98
Total Administrative Expenditures.....		<u>\$149,805.28</u>

SUMMARY

Particulars	Unexpended Balances July 1, 1952	Vouchers Issued	Unexpended Balances June 30, 1953
Personal Services	\$115,568.68	\$ 99,226.17	\$ 16,342.51
Contractual Services	41,809.60	31,163.49	10,646.11
Office Expense	1,428.71	832.88	595.83
Travel	6,790.17	3,246.29	3,543.88
Commodities	1,230.06	631.49	598.57
Equipment	7,109.45	3,551.53	3,557.92
Contingencies	2,500.00	-----	2,500.00
Postage	4,333.29	4,086.45	246.84
Stationery, Printing and Office Supplies.....	8,855.88	7,066.98	1,788.90
Totals	<u>\$189,625.84</u>	<u>\$149,805.28</u>	<u>\$ 39,820.56</u>

SOCIAL SECURITY UNIT

Personal Services:		
Regular Positions		\$ 8,592.50
Contractual Services:		
Telephone, Telegraph and Teletype.....	\$ 519.68	
Rental of Real Property.....	3,025.00	
		<u>3,544.68</u>
Travel		843.26
Stationery, Printing and Office Supplies.....		134.45
Total Administrative Expenditures.....		<u>\$ 13,114.89</u>

SUMMARY

Unexpended Balance July 1, 1952	Vouchers Issued	Unexpended Balance June 30, 1953
\$ 93,535.92	\$ 13,114.89	\$ 80,421.03

**REPORT
of the
ACTUARY**

**REPORT OF THE TENTH ANNUAL VALUATION OF THE
ASSETS AND LIABILITIES OF THE
STATE EMPLOYEES' RETIREMENT SYSTEM OF ILLINOIS
As of June 30, 1953**

This report presents the results of the Tenth Annual Valuation of the assets and liabilities of the State Employees' Retirement System of Illinois. This valuation was made pursuant to the authority prescribed in the Act governing the System which provides that the actuary

"shall make an annual valuation of the liabilities and reserves of the system, an annual determination of the amount of contributions required from the State under the Act, and certify the results to the board".

Basis of Valuation

The benefit and contribution provisions used as the basis of this valuation are summarized in the appendix. While the valuation has been made as of the close of business June 30, 1953, effect has been given to the amendments enacted by the 68th General Assembly which became operative shortly after that date.

Statistical Data

The statistics used in the preparation of this report were compiled and tabulated by the office of the Retirement System under the direction of L. C. Cortright, Secretary, and submitted to me in excellent form.

Active Members

	Male	Female	Total
Number of members.....	14,151	11,917	26,068
Proportion of total.....	54.3%	45.7%	100%
Aggregate annual salaries (subject to \$7,500.00 limitation).....	\$ 55,156,915.00	\$ 34,425,782.00	\$ 89,582,697.00
Average salary.....	\$3,898.00	\$2,889.00	\$3,437.00
Average age (years).....	48.1	41.1	44.8
Average years of membership service (after January 1, 1944).....	4.8	5.2	5.0
Average years of prior service (prior to January 1, 1944).....	7.3	7.1	7.2

Annuitants

	Male	Female	Total
Number of service retirements....	783	584	1,367
Proportion of total.....	57.3%	42.7%	100%
Aggregate annual payments.....	\$795,925.08	\$507,743.04	\$1,303,668.12
Average annual payment.....	\$1,016.51	\$869.42	\$953.67
Average age (years).....	68	67	67.5
Average years of service at retirement.....	20	22	21

There were six persons in receipt of reversionary annuities totaling \$6,859.03 annually. At the close of the year eighteen annuitants had elected to provide reversionary annuities which will become payable upon death of the member annuitants, involving annual payments totaling \$11,140.20.

Results of Valuation

The Valuation Balance Sheet appended hereto sets forth the financial condition of the System from the actuarial standpoint. The accrued liabilities at June 30, 1953 amounted to \$81,999,365.00. To meet these liabilities the System has net present assets totaling \$28,955,587.47. The excess of the accrued liabilities over net present assets amounting to \$53,043,777.53 represents the unfunded liabilities at the date of valuation. This is otherwise known as the actuarial reserve deficiency and is a deferred obligation of the State of Illinois to be discharged by future appropriations.

Prior Service Liability

This liability represents credits for service rendered prior to the date of establishment of the System, namely, January 1, 1944. Statistics pertinent to the members granted such credits are as follows:

	Male	Female	Total
Number of members with prior service	6,046	5,210	11,256
Proportion of total	53.7%	46.3%	100%
Average years of prior service	7.3	7.1	7.2
Total liability	\$ 15,402,989.00	\$ 9,194,978.00	\$ 24,597,967.00
Average amount of liability	\$2,548.00	\$1,765.00	\$2,185.00

Membership Service Liability

The liability for membership service consists of two parts, namely:

(1) The credits earned by the members towards the service retirement allowance during the period from January 1, 1944 to June 30, 1953 amounting to \$32,938,845.00. Members have been meeting their proportionate share thereof through contributions to the System at the established rate of 6% of salary. The State of Illinois is obligated by law to meet the remainder of the liability after a credit for member contributions. This obligation is being met in part by current biennial appropriations.

(2) The credits to be earned after June 30, 1953 during the remainder of the assumed working life of the members. This future service liability, which is to be discharged by future contributions on the part of the members and the State of Illinois, amounted to \$52,816,473.00.

Widow's Annuity

This benefit became operative on July 7, 1953. Detailed statistics concerning the marital status of the members and the ages of their wives could not be compiled in ample time for this report, therefore certain assumptions were made for our computations of the accrued and prospective liabilities on account of this benefit.

(1) The accrued liabilities on account of this benefit covering service rendered by the male members prior to June 30, 1953 amounted to \$9,784,838.00. These liabilities constitute an additional obligation of the State of Illinois on account of the widows' annuity to be met by contributions to the System in future years.

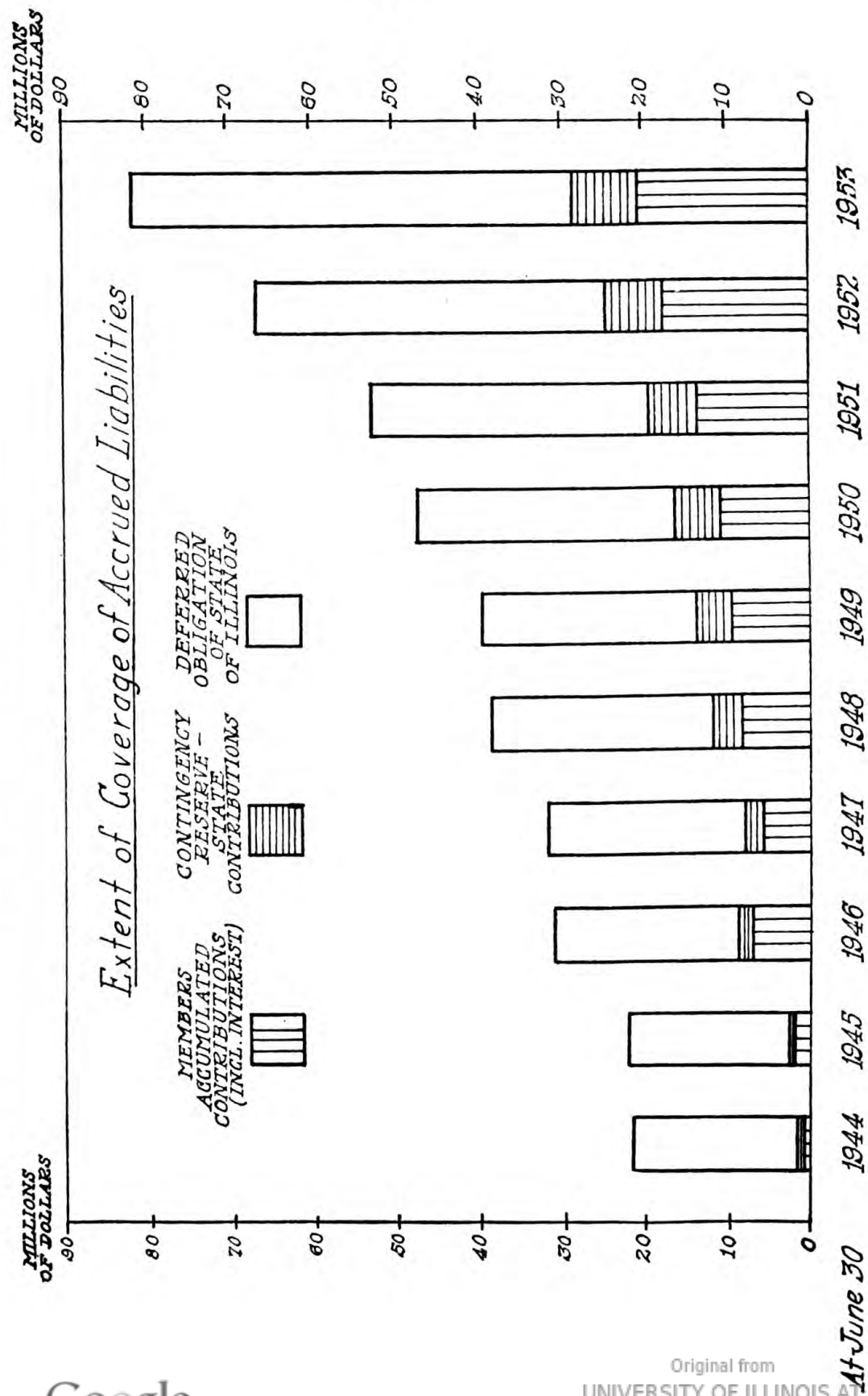
(2) The credits toward this annuity to be earned by the members during their future working lifetime for the State subsequent to June 30, 1953 were evaluated as of that date and amounted to \$8,465,818.00. This obligation is to be met by the additional 1% contributions by the male members for this purpose during their service subsequent to June 30, 1953, and contributions by the State of Illinois.

Ordinary Death Benefit

This benefit consists of (1) the member's accumulated contributions, including interest, and (2) an amount equal to one-twelfth of the yearly earnable compensation of the member for the twelve months preceding death of the member for each completed year of credited service not exceeding six-twelfths of such compensation. The total amount of insurance represented by this benefit is as follows:

CHART # 4

State Employees Retirement System of Illinois



	Amount of Insurance
Male	\$ 19,449,407.00
Female	12,532,678.00
Total.....	<u>\$ 31,982,085.00</u>

Claims for these benefits which were processed during the year numbered 216 compared with 217 for the preceding year.

Occupational Death

The number of beneficiaries receiving death benefits on account of death occurring while in the performance of duty was 58. The number of such claims incurred during each of the last five fiscal years was as follows:

Year Ended June 30	Number of Claims
1949.....	4
1950.....	8
1951.....	15
1952.....	5
1953.....	6

The number of occupational death claims has fluctuated from year to year as will be observed by the foregoing record of experience. Because of the type of these claims, their incidence must be evaluated in terms of an average over a long period of years rather than on a year to year basis. Benefit payments by the System represent the amounts due at the rate prescribed by the Act less workmen's compensation.

Occupational Disability

Claims for occupational disability increased sharply during the year as the result of a change in policy on the part of the Department of Public Welfare and a revision of the method of processing these claims by such department. In former years, occupational disability claims were settled by the department on the basis of partial or full salary, in accordance with a specific formula established for this purpose. This method of settlement was changed during the year under review and all such claims are now processed at the rates prescribed by the Workmen's Compensation Act or Occupational Diseases Act. The number of claims that arose during each of the last five years was as follows:

Year Ended June 30	Number of Claims
1949.....	33
1950.....	12
1951.....	42
1952.....	16
1953.....	71

Payments for these benefits also represent the rate prescribed by the Act, namely, 60% of salary reduced by workmen's compensation.

Nonoccupational Disability

New claims approved during the year showed a marked decrease numbering 157 compared with 202 in the preceding year. Statistics illustrating the trend, the number of claims and claim payments are as follows:

Year Ended June 30	Number of Claims	Benefit Payments	Average Payment Per Year
1949.....	179	\$251,993.98	\$1,407.00
1950.....	172	206,952.73	1,203.00
1951.....	190	268,055.27	1,410.00
1952.....	202	290,105.74	1,436.00
1953.....	157	312,640.33	1,991.00

While the number of claims processed during the year was lower by 22.2%, total claim payments increased 7.8%. This anomalous situation may be explained by the longer average period of disability and higher amounts of benefit in the case of new beneficiaries due to larger salaries and an increase in the maximum salary measure to \$7,500.00 per year which occurred in 1951.

Only members having at least five years of credited service who are under age 65 are eligible for this benefit. A period of stabilization in the number of such claims seems to be developing which in all probability reflects the policies governing the processing of such claims which were adopted in recent years.

Withdrawal Benefits

Refund payments to members withdrawing during the year showed a marked increase. The trend in number and amount of such payments is illustrated by the following statistics:

Year Ended June 30	Number of Refunds	Total Payments	Average Amount of Refund
1949.....	4,842	\$1,579,730.56	\$326.25
1950.....	2,976	1,001,484.77	336.52
1951.....	2,851	655,189.66	229.81
1952.....	2,289	610,019.04	266.50
1953.....	4,677	1,726,199.29	369.08

1953 Amendments

A major change in the plan of operation occurred during the year by the inclusion of a widows' annuity in the benefit schedule for the System. Because this valuation was undertaken shortly after the effective date of the amendment providing this benefit it was impossible to obtain complete marital and age data concerning the male members of the System for use in our computations. Accordingly, in order to establish the accrued and prospective liabilities for this benefit, certain assumptions were made with respect to the number of married male members and the ages of their wives for the purpose of this valuation. The results of our computations are presented in the accompanying Valuation Balance Sheet.

Conclusion

The System is steadily broadening its operations. Membership is close to the high level attained last year. Payments for annuity benefits are continuing their steady upward trend. This trend should continue for a number of years. Death claim incidents have tended toward lower levels in keeping with the general experience with these incidents. Claims for disability benefits are also becoming stabilized under the established rules of the Board of Trustees governing the validation and processing of claims. The System is making satisfactory progress and is fulfilling its objectives in an effective manner. Its policies and methods of operation reflect a conscientious and constructive approach to the many and varied problems arising in administration.

Respectfully submitted,

A. A. WEINBERG,

Actuary.

Original from

UNIVERSITY OF ILLINOIS AT
URBANA-CHAMPAIGN

VALUATION BALANCE SHEET—JUNE 30, 1953

ASSETS

Present Assets:

Cash	\$	463,943.79
Accounts Receivable		339,310.14
Accrued Interest on Investments.....		113,807.93
Bond Investments		28,607,865.03
Total.....		29,524,926.89
Less, Current Liabilities:		
Accrued Benefits and Expenses.....		569,339.42
Net Present Assets.....	\$	28,955,587.47

Deferred Assets:

Obligations of the employees and State of Illinois for retirement benefits covering service of members subsequent to June 30, 1953.....	61,282,291.00
---	---------------

Unfunded Liability:

Deferred Obligation of the State of Illinois:

Liability for benefit claims in force and pending	\$	13,745,831.00
Reserve requirements for death and disability benefits		931,884.00
Present value of accrued retirement benefits on account of prior service of members..		24,597,967.00
Present value of widows' annuity benefit on account of service of male members prior to July 1, 1953.....		9,784,838.00
Present value of accrued retirement benefits on account of membership service, i.e., January 1, 1944 to June 30, 1953.....		32,938,845.00
Total.....	81,999,365.00	
Less, Net Present Assets.....	28,955,587.47	53,043,777.53
Total.....		\$ 143,281,656.00

VALUATION BALANCE SHEET—JUNE 30, 1953

LIABILITIES

Present Value of Service Retirement Allowances in force:		
Male	\$ 6,981,625.00	
Female	5,399,195.00	\$ 12,380,820.00
<hr/>		
Present Value of Survivorship Annuities Payable upon Death of Retired Members		62,782.00
Present Value of Reversionary Annuities in force.....		74,042.00
Liability on Accidental Death Benefit Claims in force and pending..		1,228,187.00
Present Value of Service Retirement Benefits accruing on account of prior service of mem- bers, i.e., prior to January 1, 1944:		
Male	\$ 15,402,989.00	
Female	9,194,978.00	24,597,967.00
<hr/>		
Present Value of Widow's Annuity Benefit on account of service of male members prior to July 1, 1953.....		9,784,838.00
Present Value of Service Retirement Benefits earned by members during the period from January 1, 1944 to June 30, 1953:		
Male	\$ 20,049,729.00	
Female	12,889,116.00	32,938,845.00
<hr/>		
Present Value of Service Retirement Benefits covering service of members subsequent to June 30, 1953:		
Male	\$ 32,651,650.00	
Female	20,164,823.00	52,816,473.00
<hr/>		
Present Value of Widows' Annuity Benefit on account of service after June 30, 1953.....		8,465,818.00
Reserve Requirements for disability and death benefits.....		931,884.00
<hr/>		
Total.....		<u>\$ 143,281,656.00</u>

TABLE A
STATE EMPLOYEES' RETIREMENT SYSTEM OF ILLINOIS
MEMBERSHIP BY DEPARTMENTS
June 30, 1953

Department	Number		Total	Per cent of Total Membership
	Male	Female		
Governor	8	9	17	.07
Secretary of State.....	253	329	582	2.23
Auditor of Public Accounts.....	155	105	260	1.00
Treasurer	45	18	63	.24
Attorney General	36	39	75	.29
Public Instruction	21	51	72	.28
Courts	28	24	52	.20
State Officers	104	79	183	.70
Aeronautics	14	7	21	.08
Agriculture	197	84	281	1.08
Conservation	203	45	248	.95
Finance	74	124	198	.76
Insurance	55	57	112	.43
Labor	930	1,120	2,050	7.86
Mines and Minerals.....	41	6	47	.18
Public Health	218	392	610	2.34
Public Safety	1,642	147	1,789	6.86
Public Welfare	3,407	5,016	8,423	32.31
Public Works and Buildings.....	1,752	332	2,084	7.99
Registration and Education.....	37	69	106	.41
Revenue	314	318	632	2.42
Civil Service Commission.....	12	42	54	.21
Illinois Commerce Commission.....	67	37	104	.40
Illinois Liquor Control Commission.....	17	20	37	.14
Illinois Public Aid Commission.....	302	1,004	1,306	5.01
Illinois Veterans Commission.....	81	82	163	.63
Illinois State Militia.....	181	44	225	.86
Miscellaneous Agencies	121	161	282	1.08
Inactive	3,836	2,156	5,992	22.99
Totals.....	14,151	11,917	26,068	100.00%

TABLE B
NUMBER OF MEMBERS AND TOTAL SALARIES AT
JUNE 30, 1953—CLASSIFIED BY AGE AND SEX

Male Employees					
Age at June 30, 1953	Number of Members	Aggregate Annual Salary Rate	Age at June 30, 1953	Number of Members	Aggregate Annual Salary Rate
18	1	\$ 2,745.00	53	366	\$ 1,432,079.00
19	11	29,702.00	54	344	1,446,878.00
20	19	46,224.00	55	401	1,601,290.00
21	15	37,706.00	56	361	1,478,734.00
22	29	71,084.00	57	407	1,625,376.00
23	47	131,625.00	58	464	1,753,898.00
24	59	182,807.00	59	368	1,447,558.00
25	107	342,770.00	60	365	1,383,173.00
26	158	534,071.00	61	347	1,331,654.00
27	203	762,020.00	62	289	1,042,785.00
28	234	890,212.00	63	249	927,971.00
29	213	823,085.00	64	242	930,311.00
30	221	875,395.00	65	183	719,207.00
31	199	783,228.00	66	155	559,399.00
32	224	844,621.00	67	147	518,820.00
33	212	817,401.00	68	122	467,923.00
34	180	704,557.00	69	103	386,574.00
35	232	878,921.00	70	62	232,960.00
36	214	799,008.00	71	38	123,647.00
37	229	868,619.00	72	33	107,914.00
38	248	941,310.00	73	24	78,615.00
39	262	1,039,556.00	74	14	37,313.00
40	259	1,016,862.00	75	13	33,786.00
41	261	1,040,640.00	76	14	39,970.00
42	315	1,255,650.00	77	14	33,826.00
43	356	1,455,337.00	78	7	19,018.00
44	321	1,362,394.00	79	5	14,943.00
45	365	1,520,293.00	80	2	3,384.00
46	331	1,316,348.00	81	4	9,264.00
47	380	1,586,108.00	82	-----	-----
48	371	1,527,210.00	83	-----	-----
49	373	1,505,576.00	84	1	3,120.00
50	368	1,446,923.00	85	-----	-----
51	351	1,434,418.00	86	2	4,290.00
52	309	1,313,165.00	87	1	1,344.00
				12,824	\$ 49,984,615.00
				Members with uncompleted membership records ----- 1,327	5,172,301.00
				Totals ----- 14,151	\$ 55,156,916.00

TABLE C
NUMBER OF MEMBERS AND TOTAL SALARIES AT
JUNE 30, 1953—CLASSIFIED BY AGE AND SEX

Female Employees					
Age at June 30, 1953	Number of Members	Aggregate Annual Salary Rate	Age at June 30, 1953	Number of Members	Aggregate Annual Salary Rate
17	1	\$ 2,760.00	50	324	\$ 950,460.00
18	8	16,606.00	51	314	955,824.00
19	67	148,228.00	52	297	893,319.00
20	160	348,458.00	53	366	1,101,268.00
21	130	302,264.00	54	285	822,945.00
22	152	354,064.00	55	345	986,047.00
23	155	383,001.00	56	289	866,486.00
24	169	435,879.00	57	334	962,677.00
25	144	369,108.00	58	311	913,592.00
26	162	418,875.00	59	280	811,841.00
27	183	492,436.00	60	275	817,166.00
28	139	369,585.00	61	237	705,033.00
29	147	400,266.00	62	210	603,583.00
30	149	398,766.00	63	214	646,405.00
31	161	444,312.00	64	161	473,792.00
32	165	469,348.00	65	165	489,420.00
33	164	472,633.00	66	110	328,346.00
34	172	466,027.00	67	99	302,393.00
35	177	499,919.00	68	79	228,039.00
36	190	517,843.00	69	53	156,876.00
37	187	533,273.00	70	42	120,657.00
38	228	662,469.00	71	19	50,864.00
39	243	726,153.00	72	12	29,770.00
40	256	765,794.00	73	14	32,869.00
41	253	760,457.00	74	4	10,572.00
42	280	856,392.00	75	5	17,540.00
43	271	847,024.00	76	4	11,352.00
44	298	912,577.00	77	-----	-----
45	297	929,278.00	78	1	2,880.00
46	324	982,360.00	79	-----	-----
47	314	951,122.00	80	1	1,500.00
48	304	939,200.00	81	-----	-----
49	336	988,648.00	82	1	2,760.00
				11,237	\$ 32,461,401.00
Members with uncompleted membership records.....				680	1,964,384.00
Totals.....				11,917	\$ 34,425,785.00

TABLE D
NUMBER OF MEMBERS AT JUNE 30, 1953
CLASSIFIED BY LENGTH OF SERVICE

Length of Service at June 30, 1953 (Years)	Number		Total
	Male	Female	
Less than one year.....	1,622	1,293	2,915
1.....	1,797	1,433	3,230
2.....	1,281	1,000	2,281
3.....	1,677	871	2,548
4.....	607	616	1,223
5.....	627	621	1,248
6.....	636	604	1,240
7.....	469	478	947
8.....	488	400	888
9.....	245	232	477
10.....	326	368	694
11.....	515	537	1,052
12.....	672	568	1,240
13.....	363	312	675
14.....	335	291	626
15.....	290	258	548
16.....	283	253	536
17.....	237	206	443
18.....	221	208	429
19.....	212	179	391
20.....	234	236	470
21.....	118	114	232
22.....	94	103	197
23.....	105	110	215
24.....	74	92	166
25.....	66	80	146
26.....	63	55	118
27.....	61	52	113
28.....	53	52	105
29.....	37	49	86
30.....	59	42	101
31.....	60	33	93
32.....	52	31	83
33.....	39	22	61
34.....	43	35	78
35.....	24	21	45
36.....	21	14	35
37.....	9	15	24
38.....	8	9	17
39.....	8	10	18
40.....	2	6	8
41.....	4	1	5
42.....	5	1	6
43.....	2	3	5
44.....	2	2	4
45.....	5	1	6
Totals.....	14,151	11,917	26,068

Original from

UNIVERSITY OF ILLINOIS AT
 URBANA-CHAMPAIGN

TABLE E
ANNUITANTS CLASSIFIED BY AGE AT JUNE 30, 1953

MALE			
Age at June 30, 1953	Number	Annual Payments	Reserve
56.....	1	\$ 667.20	\$ 9,871.60
57.....	1	1,589.28	22,786.26
60.....	24	22,311.60	289,386.64
61.....	30	33,216.36	415,864.32
62.....	34	41,725.44	503,620.75
63.....	24	19,343.76	224,970.72
64.....	32	27,853.44	311,953.60
65.....	34	39,368.28	423,993.36
66.....	42	40,456.92	418,729.95
67.....	37	42,849.12	425,919.06
68.....	32	33,665.28	320,827.45
69.....	43	43,133.28	394,235.62
70.....	70	82,721.88	723,817.50
71.....	49	50,877.72	425,340.08
72.....	56	57,966.84	463,156.33
73.....	44	43,016.88	328,219.71
74.....	34	32,474.16	236,085.98
75.....	40	34,122.36	236,465.46
76.....	31	27,947.16	184,170.73
77.....	22	15,833.64	99,279.18
78.....	13	12,437.64	74,006.10
79.....	19	21,401.88	120,921.30
80.....	11	11,409.72	61,043.50
81.....	21	19,828.80	100,533.03
82.....	14	13,790.64	66,058.89
83.....	4	5,143.08	23,297.79
84.....	5	3,668.76	15,703.32
85.....	3	3,426.12	13,841.04
86.....	4	4,140.48	15,732.00
87.....	2	3,244.68	11,617.10
88.....	5	2,970.84	10,012.27
89.....	1	1,397.88	4,431.66
90.....	1	1,923.96	5,733.52
Totals	783	\$ 795,925.08	\$ 6,981,625.82

TABLE F
ANNUITANTS CLASSIFIED BY AGE AT JUNE 30, 1953

Age at June 30, 1953	Number	Annual Payments	Reserve
55.....	1	\$ 669.00	\$ 11,473.35
58.....	4	2,453.40	38,610.22
59.....	3	1,707.24	26,065.89
60.....	16	15,018.72	222,281.20
61.....	18	16,493.52	236,523.96
62.....	18	15,702.48	217,943.76
63.....	22	17,396.16	233,454.32
64.....	29	28,849.20	374,171.53
65.....	26	25,167.48	315,090.84
66.....	30	26,622.36	321,327.54
67.....	38	35,167.92	409,003.84
68.....	37	30,519.36	341,812.80
69.....	30	28,346.28	305,286.42
70.....	40	41,703.00	431,626.05
71.....	44	44,973.84	447,041.56
72.....	39	35,324.76	336,647.25
73.....	34	24,834.36	226,982.76
74.....	32	24,443.40	213,876.25
75.....	31	21,063.48	176,086.68
76.....	22	17,116.56	136,764.83
77.....	29	20,602.08	157,193.26
78.....	12	10,315.44	74,990.05
79.....	4	4,558.08	31,586.94
80.....	6	3,595.08	23,691.05
81.....	4	3,290.04	20,628.30
82.....	10	8,512.68	50,652.35
83.....	3	2,784.60	15,735.25
84.....	1	163.92	877.40
85.....	1	348.60	1,769.43
Totals.....	584	\$ 507,743.04	\$ 5,399,195.08

TABLE G
ANNUITANTS CLASSIFIED BY AGE AT RETIREMENT

MALE

Age at Retirement	Number	Average Length of Service	Age at Retirement	Number	Average Length of Service
55.....	1	17	72.....	28	18
56.....	---	---	73.....	34	20
57.....	1	21	74.....	20	18
59.....	2	14	75.....	17	25
60.....	63	22	76.....	13	20
61.....	37	19	77.....	17	24
62.....	29	18	78.....	11	23
63.....	37	20	79.....	5	16
64.....	23	20	80.....	5	18
65.....	78	21	81.....	2	19
66.....	40	20	82.....	5	21
67.....	44	22	83.....	4	23
68.....	41	20	84.....	2	35
69.....	52	19	85.....	2	16
70.....	130	22	88.....	1	14
71.....	39	17			
			Total.....	783	

Average age at retirement — 68 years
Average length of service — 20 years

TABLE H
ANNUITANTS CLASSIFIED BY AGE AT RETIREMENT

FEMALE

Age at Retirement	Number	Average Length of Service	Age at Retirement	Number	Average Length of Service
55.....	2	23	69.....	40	23
57.....	3	16	70.....	88	23
58.....	4	23	71.....	30	17
59.....	1	20	72.....	26	22
60.....	56	24	73.....	30	20
61.....	26	24	74.....	10	23
62.....	25	21	75.....	10	20
63.....	26	22	76.....	11	22
64.....	21	25	77.....	5	31
65.....	65	23	78.....	3	15
66.....	34	21	79.....	1	34
67.....	35	23	80.....	1	22
68.....	31	23			
			Total.....	584	

Average age at retirement — 67 years
Average length of service — 22 years

TABLE I
DEATHS AMONG MEMBERS—AGE AND SERVICE DATA

Age at Death— Nonoccupational	Number of Claims					
	Year Ended June 30, 1953			Year Ended June 30, 1952		
	Male	Female	Total	Male	Female	Total
18 to 21, incl.....	0	1	1	0	0	0
22 to 28, incl.....	1	0	1	2	1	3
29 to 34, incl.....	1	2	3	2	1	3
35 to 39, incl.....	6	2	8	6	1	7
40 to 44, incl.....	3	2	5	7	4	11
45 to 49, incl.....	14	8	22	15	6	21
50 to 54, incl.....	29	7	36	20	4	24
55 to 59, incl.....	47	7	54	47	10	57
60 to 64, incl.....	32	12	44	30	7	37
65 to 69, incl.....	23	5	28	20	5	25
70 and Over.....	12	2	14	13	0	13
Totals.....	168	48	216	174	43	217
Number of Occupational Deaths	6	0	6	5	0	5
Totals.....	174	48	222	179	43	222

Nonoccupational Deaths:

Less than 6 years of service	48%	46%
6 years of service or over....	52%	54%

TABLE J

**DEATH CLAIMS CLASSIFIED BY CAUSES OF DEATH
FISCAL PERIOD JULY 1, 1952 TO JUNE 30, 1953**

Claims for Preceding Year Given for Comparison

Causes of Death	Number of Claims	
	Year Ended June 30, 1953	Year Ended June 30, 1952
Diseases of the Heart, Blood Vessels and Kidneys:		
Heart Disease.....	122	104
Apoplexy	22	22
Nephritis	1	8
Cancer and Tumor.....	28	29
Pneumonia and Influenza.....	9	5
Diabetes	1	0
Liver Disease	1	2
Pulmonary Tuberculosis	1	0
Diseases of the Digestive Tract, Including Ulcers of the		
Stomach and Duodenum and Appendicitis.....	4	4
Automobile Accidents	10	12
Other Violent Deaths—Including War Deaths.....	6	6
All other Causes.....	12	13
Cause Unknown	5	17
	<hr/>	<hr/>
Totals.....	222	222
Above statistics classified as follows:		
Nonoccupational	216	217
Occupational	6	5
	<hr/>	<hr/>
Totals.....	222	222
	<hr/> <hr/>	<hr/> <hr/>

TABLE K

STATISTICS ON WITHDRAWALS WITH REFUNDS

Classified by Age at Withdrawal

Age at Withdrawals	Number of Refunds	
	Year Ended June 30, 1953	Year Ended June 30, 1952
17 to 19, incl.....	10	2
20 to 24.....	321	317
25 to 29.....	593	451
30 to 34.....	547	316
35 to 39.....	521	250
40 to 44.....	625	269
45 to 49.....	579	206
50 to 54.....	590	156
55 to 59.....	490	140
60 to 64.....	306	93
65 to 69.....	61	26
70 and Over.....	24	9
No Age Data.....	10	54
Totals.....	<u>4,677</u>	<u>2,289</u>

Classified by Length of Service

Less than 1 year.....	559	364
1 Year.....	1,064	747
2 Years.....	876	455
3 Years.....	1,434	238
4 Years.....	206	150
5 Years and Over.....	538	335
Totals (as above).....	<u>4,677</u>	<u>2,289</u>

SCHEDULE I

**SUMMARY BY DEPARTMENTS OF BENEFIT CLAIMS COVERING
 THE PERIOD FROM JULY 1, 1952 TO JUNE 30, 1953**

Code No.	Name of Department	Service Retirement Allowance	Ordinary Death	Accidental Death	Ordinary Disability	Accidental Disability	Reversionary Annuity	Death Benefit After Retirement
1	Governor	—	—	—	—	—	—	—
2	Lieutenant Governor	—	—	—	—	—	—	—
3	Secretary of State	29	11	—	9	—	—	—
4	Auditor of Public Accounts	4	1	—	2	—	—	—
5	Treasurer	—	5	—	—	—	—	—
6	Attorney General	4	4	—	—	—	—	—
7	Public Instruction	1	1	—	—	—	—	—
8	Courts	2	—	—	—	—	—	—
9	State Officers	4	1	—	—	—	—	—
10	Aeronautics	—	—	—	—	—	—	—
11	Agriculture	19	5	1	3	—	1	1
12	Conservation	2	1	1	—	—	—	—
13	Finance	1	1	—	—	—	—	—
14	Insurance	1	1	—	—	—	—	—
15	Labor	16	17	—	8	—	—	1
17	Mines and Minerals	—	1	—	1	—	—	—
20	Public Health	4	4	—	3	—	—	1
21	Public Safety	33	19	1	11	—	—	2
22	Public Welfare	163	77	1	98	48	—	9
23	Public Works and Buildings	61	37	2	9	21	—	1
24	Registration and Education	1	—	—	—	—	—	—
25	Revenue	13	16	—	6	1	—	—
30	Civil Service Commission	—	—	—	—	—	—	—
31	Illinois Commerce Commission	2	2	—	—	—	—	—
32	Illinois Liquor Control Commission	1	—	—	—	—	—	—
33	Illinois Public Aid Commission	19	4	—	6	1	—	—
34	Illinois Veterans Commission	2	—	—	—	—	—	—
35	Illinois State Militia	—	3	—	1	—	—	—
50	Miscellaneous Agencies	—	1	—	—	—	—	—
Totals		382	212	6	157	71	1	15
Pending and Uncompleted		0	4	0	0	0	0	0
Totals		382	216	6	157	71	1	15

SCHEDULE 2

SERVICE RETIREMENT ALLOWANCE EFFECTIVE DURING
THE PERIOD FROM JULY 1, 1952 TO JUNE 30, 1953

Name	Department Code No.	Date Effective	Length of Service
Abens, Theodore W.....	22	4-29-53	15-11/12
Adams, Frank A.....	04	3-1-53	29-1/6
Allford, Matilda H.....	22	3-17-53	12-1/2
Amick, Ernest R.....	22	4-9-53	42-1/4
Anderson, Andrew P.....	23	4-7-53	12-7/12
Anderson, Charles A.....	22	4-30-53	40-3/4
Anderson, Martha Ann.....	22	5-6-53	41-1/12
Anderson, Renie C.....	23	3-3-53	11-1/4
Arimond, John P.....	03	2-1-53	15-1/6
Asbury, Thomas C.....	22	4-1-53	24-2/3
Ashby, Edward A.....	22	8-7-52	17
Atherton, Clarence D.....	21	5-27-53	25-11/12
Aulgur Sylvestus.....	11	11-27-52	19-5/6
Austin, Cyrus P.....	22	7-17-52	11-1/12
Bacon, Noble.....	23	3-26-53	12-7/12
Bail, Ray.....	22	5-16-53	16-2/3
Bainter, Lois L.....	22	10-7-52	19-1/6
Baker, Charles H.....	21	7-17-52	10-1/12
Barkley, Maud G.....	33	7-1-52	10
Barnwell, India A.....	22	9-1-52	13-1/3
Bartlow, Archie D.....	21	2-1-53	11
Batley, Jesse.....	22	1-12-53	10-5/6
Battice, James H.....	25	3-21-53	11-5/12
Becker, Augusta M.....	22	11-13-52	26-1/3
Begley, William E.....	22	7-8-52	24-3/4
Berry, Edith Y.....	06	2-1-53	41-7/12
Berry, Hallie Mae.....	22	7-14-52	17-1/12
Betts, Ada M.....	22	12-1-52	33-1/4
Betts, Willard.....	22	1-1-53	36
Biggins, Charles.....	03	4-16-53	13-1/4
Bigler, Rose.....	22	9-20-52	42-1/6
Bilek, John J.....	04	1-1-53	9-1/6
Blaisdell, Katherine E.....	22	8-19-52	16-1/6
Bond, Arch.....	03	11-20-52	17-11/12
Bonney, Guy E.....	22	3-21-53	20-2/3
Bradway, Cora Mae.....	22	4-1-53	10
Brady, Matt H.....	15	11-13-52	13-1/2
Brandt, Robert.....	22	1-24-53	22-1/12
Braundmeier, Adam W.....	23	3-20-53	12-7/12
Brinkman, Edward L.....	22	10-14-52	11-1/6
Britt, Joseph Edward.....	23	3-19-53	12-1/3
Bronson, Rose Elizabeth.....	22	7-20-52	19
Brown, Claud H.....	21	11-1-52	8-1/2
Brown, Lacey B.....	22	3-28-53	15-1/6
Brown, Virginia S.....	12	5-1-53	28-5/6
Bruce, Charles F.....	22	7-1-52	15

Original from

UNIVERSITY OF ILLINOIS AT
URBANA-CHAMPAIGN

Name	Department Code No.	Date Effective	Length of Service
Buchanan, Loren	03	5-1-53	15-11/12
Burton, Roy	22	1-1-53	26-2/3
Byerly, Laurence Moore.....	22	1-3-53	13-1/4
Call, Wray Lincoln.....	21	4-30-53	28-7/12
Campbell, C. Virginia.....	33	12-16-52	15-1/2
Caraway, Henry A.....	21	1-1-53	10-1/12
Carlisle, Blanche E.....	22	11-27-52	18-11/12
Carpenter, John N.....	22	10-1-52	15
Carroll, Elsie May.....	22	8-1-52	17-7/12
Case, Charles A.....	23	6-13-53	23-11/12
Casey, Charles P.....	09	1-12-53	12-11/12
Cash, Sam	23	2-7-53	11-11/12
Casper, Robert C.....	21	9-8-52	16-1/6
Cation, Olga B.....	15	5-2-53	15-1/2
Catt, Bertha J.....	22	10-15-52	8-7/12
Christian, Zoe	33	1-1-53	17
Christopher, Alice	22	11-1-52	36-1/4
Clancy, John W.....	23	11-1-52	11-1/2
Clancy, Thomas F.....	23	3-12-53	12-3/4
Clapper, Nelle I.....	15	2-19-53	23-1/4
Clinton, Bessie V.....	22	6-1-52	8-1/6
Coffey, Harry F.....	21	5-23-53	15-3/4
Cole, Mary C.....	22	5-1-53	15-2/3
Colton, Mary A. Staley.....	22	7-17-52	22-7/12
Cosby, Lela E.....	22	12-1-52	26-2/3
Cowhick, George Herbert, Sr.....	23	5-5-53	12-2/3
Cox, Ed	21	5-14-53	18-5/12
Cox, Ellis E.....	03	12-7-52	16-1/6
Craig, Walter J.....	21	3-30-53	17-11/12
Crecelius, Ray	23	5-27-53	12-3/4
Cruden, Hugh	31	12-17-52	38-1/2
Daniels, Charles L.....	22	12-1-52	15
Dare, Francis S.....	23	10-1-52	43-3/4
Darling, Charles F.....	22	3-15-53	28-5/12
Darner, Harriet E.....	22	2-5-53	22-1/3
Davis, Letha	22	7-1-52	13-5/12
Davis, Nannie	22	9-1-52	26-1/4
Debelak, John	22	11-15-52	9-1/6
DeFore, Hortense E.....	33	6-1-53	11-5/6
Denham, Herbert	03	3-1-53	19-1/12
Denklef, Henry	23	4-16-53	12-5/12
Densch, Phillip	22	5-4-53	13-1/3
Dinsmore, Hiram D.....	23	4-5-53	9
Dorethy, William E.....	23	3-1-53	12-1/2
Double, Leonard	22	10-1-52	15
Dowell, Frank L.....	03	4-16-53	9-1/3
Dowling, Bert E.....	11	12-5-52	24-5/6
Downing, Poyntelle	03	3-29-53	16-7/12
Drainer, Peter F.....	23	2-27-53	12-1/2
Driscoll, L. Alva.....	04	2-16-53	11-1/3
Dufner, Florence P.....	22	3-16-53	8-1/6
Dyer, Charles J.....	22	4-1-53	16-1/2

Name	Department Code No.	Date Effective	Length of Service
Edwards, William	22	8-1-52	43-7/12
Elliott, Ivan A.	09	1-12-53	12-1/4
Elsner, Edwin B.	13	4-1-53	20-1/4
Fisher, Ernest L.	22	5-13-53	23-7/12
Fitzgerald, Elmer E.	21	9-1-52	11-1/4
Fitzgerald, Gertrude	22	8-3-53	19-1/12
Fleming, Johnson E.	15	3-8-53	35-5/12
Flynn, Edward P.	23	3-2-53	12-1/6
Folkerts, F. William	15	7-1-52	15
Foster, Abbie Lee	11	4-16-53	8-2/3
French, Margaret Mae	22	7-1-52	15
Friend, Lee Anderson	03	2-1-53	19-2/3
Fritz, Blanche	22	6-16-53	15-5/12
Furrer, Edward D.	03	5-1-52	8-5/12
Galbreath, Walter E.	03	5-17-53	24-2/3
Gehlbach, Goldie A.	22	1-1-53	25
Glass, Nellie L.	22	6-2-53	22-11/12
Goddard, Anna R.	22	7-1-52	32-1/2
Golightly, Fannie E.	22	4-1-53	27
Gornley, Alethea	15	3-7-53	19-1/3
Goveia, John J.	23	3-19-53	17-1/2
Graham, Catherine D.	11	1-1-53	15
Grant, Thomas P.	06	2-1-53	10-7/12
Gray, Frank Douglas	22	4-30-53	16-5/6
Gray, Harry W.	22	10-1-52	15
Green, Orie M.	22	12-16-52	17
Green, Ronald J.	33	2-1-53	17-1/12
Green, Van V.	22	11-16-52	16-5/12
Gregg, Thomas O.	22	10-1-52	15-1/4
Griffin, John A.	25	3-1-53	16-1/6
Groves, Anna M.	22	9-15-52	25-1/4
Gustason, Catherine	22	7-1-52	15
Haaker, Richard F.	35	11-1-52	20-1/2
Haase, William C.	22	5-1-52	17-5/6
Hadank, Mary A.	15	6-7-53	11-5/6
Hahney, Edward H.	23	8-17-52	8-2/3
Hall, Thomas Joseph	21	5-19-53	23-5/12
Hamm, Eugene S.	03	1-1-53	15-5/12
Hammock, Mary B.	22	8-7-52	31-3/4
Hammond, C. Herrick	09	8-8-52	23-7/12
Harper, Amanda M.	22	5-19-53	11-2/3
Harris, Roy H.	21	3-1-53	11-11/12
Harshbarger, Eugene	21	10-1-52	9-1/12
Hathaway, Marie M.	22	5-27-53	10-11/12
Haun, Gilbert E.	24	1-17-53	12-1/3
Heinl, Stella S.	22	9-1-52	9-1/2
Hendrickson, Robert C.	03	5-1-53	35-7/12
Henning, Bernie A.	23	12-20-52	12-1/4
Heydecker, Edith	33	10-1-52	14
Higgins, Thomas P.	03	6-1-53	18-5/6
Hill, Minnie D.	22	10-2-52	20-1/4
Hillebrand, Clement G.	22	10-19-52	15-10/12

Original from

UNIVERSITY OF ILLINOIS AT
URBANA-CHAMPAIGN

Name	Department Code No.	Date Effective	Length of Service
Hinrichs, Ida F.....	22	11-26-52	10-5/12
Hinsberger, Joseph	23	6-20-53	11-1/4
Hoffmann, Jum W.....	23	3-4-53	13-5/12
Holder, Grace	22	7-12-52	9
Holshouser, Florence M.....	03	4-1-53	11-11/12
Horn, Fred W.....	11	8-1-52	33-1/12
Howard, Ida W.....	15	4-11-53	19-11/12
Howe, Edward J.....	15	10-7-52	15
Howe, Elmer C.....	25	2-16-53	11-1/2
Hubert, Dennis H.....	22	7-21-52	18-7/12
Huddleson, Bert Lee.....	22	7-5-52	8-2/3
Huff, Percy Mary.....	22	7-14-52	39-5/6
Hunt, Francis D.....	03	6-16-53	25-11/12
Hunter, Curt	03	5-1-53	14-1/4
Hupp, Duane W.....	22	8-16-52	18-1/6
Hutchison, Matthew	07	4-22-53	19-7/12
Imboden, Elmer H.....	22	3-14-53	16-1/6
Isherwood, Hazel B.....	33	2-1-53	16-5/6
Jackson, Howard A.....	23	3-12-53	12-1/2
Joachim, Charles	23	3-13-53	11-7/12
Johnson, Arthur J.....	04	11-16-52	27-11/12
Johnson, Carl L.....	23	3-20-53	11-1/2
Johnson, William J.....	09	3-18-53	11-2/3
Jones, Florence May.....	22	2-24-53	26-5/12
Jones, Isabella A.....	22	7-1-52	15
Jones, Nannie W.....	22	12-1-52	20-5/12
Judd, Nelle	03	5-16-53	19-5/6
Kantro, Dora	15	5-13-53	35-2/3
Karcher, Oscar V.....	23	4-22-53	12-2/3
Kilbreth, Edgar A.....	33	9-22-52	19-1/2
Kirschner, Louis O.....	03	5-17-53	10-1/3
Kloth, Otto G.....	21	5-4-53	10-5/6
Koerner, Hattie M.....	22	10-17-52	16-3/4
Laird, Angie C.....	22	5-27-53	11-2/3
Lakowitz, Morris	03	12-1-52	8-1/6
Landreth, Everett W.....	23	11-18-52	20-2/3
Lane, William O.....	08	8-16-52	16-1/6
Langosch, Henry W.....	25	7-26-52	11-11/12
Lard, Carroll V.....	11	6-6-53	13-5/6
Leach, Ethel H.....	21	2-18-53	28-1/4
Lee, Harry C.....	25	3-22-53	15-7/12
Lee, Rose Mary.....	22	7-19-52	15-5/6
Lehman, Willis E.....	23	2-8-53	9-5/12
Leonard, Myrl	22	6-19-53	42-1/2
Levitt, John J.....	11	2-15-53	16-5/12
Lind, Emil A.....	21	11-9-52	31-1/3
Lindeberg, Margaret M.....	22	10-1-52	28-1/2
Lindsey, Edith M.....	22	1-6-53	15-1/6
Link, Cora	03	5-1-53	27-7/12
Long, Creed	22	2-8-53	10-5/12
Long, Mildred L.....	33	4-1-53	16

Original from

UNIVERSITY OF ILLINOIS AT
URBANA-CHAMPAIGN

Name	Department Code No.	Date Effective	Length of Service
Lowenstein, Eugene	22	6-14-53	11-2/3
Loy, Junia P.....	33	9-18-52	12-3/4
Lurie, Leah	22	9-20-52	22-5/6
McAnamey, Edgar Charles.....	03	5-1-53	9-1/3
McBride, Frank W.....	34	2-27-53	8
McBroom, Elva E.....	33	2-1-52	11-5/12
McClory, John E.....	21	3-15-53	10
McCool, Effie	22	9-2-52	17
McDonald, Mary L.....	22	9-6-52	28-2/3
McEntee, Veronica M.....	22	9-5-52	43-2/3
McGinnis, Guy T.....	22	1-17-53	12-5/12
McGowan, Elsie C.....	22	10-4-52	17
McHugh, Charles G.....	23	4-1-53	21-1/12
McMullen, William	03	5-1-53	12-1/2
Mabry, Florence E.....	22	2-1-53	19-1/3
Macardell, Cornelius W.....	23	8-17-52	23-1/6
Maggee, Alma R.....	22	8-30-52	10-11/12
Malloy, Charles F.....	03	5-1-53	28-1/3
Mander, Andrew C.....	11	12-2-52	17-1/12
Mannen, Leslie E.....	25	2-16-53	12
Marshall, Fred M.....	33	8-4-52	14
Martin, Alberta L.....	22	11-13-52	15-1/12
May, Calvin	22	7-1-52	37-3/4
Mayberry, Mary F.....	22	6-1-53	29-7/12
Menke, Cathrin R.....	22	10-26-52	14-1/6
Metlin, Agnes H.....	22	10-25-52	10-1/12
Metzger, Charles J.....	25	4-1-53	19-1/12
Metzger, Lambert J.....	03	5-1-53	13-5/6
Mier, James C.....	22	5-9-53	10-5/12
Miller, John W.....	22	4-16-53	33-1/3
Mills, Ethel M.....	22	1-1-53	29-1/2
Miroslawski, Witold S.....	06	4-1-53	11-7/12
Mitchell, William E.....	23	6-16-52	40-3/4
Moan, Ann G.....	22	10-1-52	15
Molton, Charles F.....	23	12-22-52	18-3/4
Moore, Thomas L.....	23	3-13-53	12-1/3
Mount, Clark W.....	22	10-17-52	14-5/12
Mount, Pearl C.....	22	11-1-52	15-1/12
Mueller, Andrew L.....	22	8-29-52	15-3/4
Mulligan, Lawrence	25	4-23-53	9-1/6
Murchison, Marie deBey.....	33	8-1-52	14-1/2
Murdoch, Charles W.....	33	7-28-52	18-1/12
Murphy, John O.....	22	1-18-53	22-2/3
Myers, Blanche G.....	22	7-9-52	11
Nagle, Joseph	23	4-6-53	8-1/2
Nance, Maggie A.....	22	3-10-52	10-2/3
Neher, B. Grace.....	23	7-12-52	43-1/2
O'Brien, Charles L.....	15	1-18-53	12-1/3
O'Brien, Thomas G.....	22	6-1-53	30-11/12
O'Donnell, John C.....	23	4-23-53	8-5/6
Otwell, Percy C.....	06	5-1-53	11-3/4

Original from

UNIVERSITY OF ILLINOIS AT
URBANA-CHAMPAIGN

Name	Department Code No.	Date Effective	Length of Service
Palmer, George W.....	22	3-29-53	17-3/4
Parker, Tessie H.....	25	8-1-52	15-1/12
Penrod, Sam	21	5-1-53	13-1/4
Peterman, Henry Andrew.....	22	5-1-53	19-5/6
Peters, Allie Jane.....	22	5-1-53	15
Peterson, Arvid L.....	14	7-6-52	11-1/4
Peterson, John A.....	21	12-2-52	21-1/3
Petit, John F.....	31	4-1-53	15-7/12
Phillips, H. Wesley.....	23	3-17-53	12-7/12
Pierce, Emma T.....	22	2-21-53	39-1/12
Pittman, Dewitt T.....	22	10-1-52	25
Pixley, Beulah I.....	22	8-1-51	20-1/4
Plemon, Sarah E.....	22	5-25-53	15-7/12
Porter, Byron E.....	22	1-11-53	10-5/12
Potts, Alfred W.....	21	6-1-53	19-1/12
Powers, Elmer Walter.....	33	5-17-53	15-5/12
Priest, Allieu	22	6-15-53	19-7/12
Provence, Robert M.....	21	8-13-52	9
Quirin, Charles P.....	11	10-1-52	17-7/12
Ragain, George G.....	22	2-25-53	20-1/12
Ragsdale, Willis	22	3-15-53	24-2/3
Ratto, John	25	2-16-53	9-11/12
Richardson, Henry M.....	15	1-17-53	14-5/6
Ricks, William H.....	22	6-27-53	12-1/2
Riley, Harley A.....	23	2-27-53	12-1/2
Riley, Homer E.....	23	4-16-53	12-1/6
Riordan, Mary M.....	22	11-1-52	16-1/4
Risinger, George E.....	23	5-5-53	12-5/12
Ritzheimer, Valentine Henry.....	23	3-5-53	10
Rizzo, John	11	7-1-52	20-1/2
Roberts, David	23	12-16-52	10-5/12
Robertson, Harry H.....	11	6-1-53	9-5/12
Robinson, John W.....	12	9-16-52	8-11/12
Rosenberg, Walter A.....	21	7-16-52	9-5/6
Rosenbloom, Abraham	03	6-16-53	17
Rothweiler, Katherine	22	12-21-52	10-1/2
Ruddy, Raymond D.....	23	1-6-53	15-1/3
Russell, Ruby C.....	22	6-18-53	26-1/6
Rutz, Antonette J.....	20	11-6-52	10-1/3
Ruyle, Ross	23	6-9-53	11-2/3
Ryan, Virginia M.....	20	1-13-53	23-1/2
Samson, Edwin J.....	32	7-1-52	15
Samuelson, Verna M.....	22	3-16-53	18
Sands, Anna E.....	22	6-1-53	26-5/12
Savoy, Ruth E.....	22	10-1-52	15-3/4
Schapers, James A.....	22	3-1-53	11-3/4
Schewe, Jacob P.....	11	7-17-52	8-3/4
Schilling, Velma H.....	22	11-29-52	26-1/3
Schlueter, George H.....	22	7-1-52	22
Schroeder, Annabelle M.....	22	7-19-52	9-3/4
Sennott, Harry B.....	23	7-1-52	33
Seymour, Frank H.....	23	12-7-52	11-5/12

Original from

UNIVERSITY OF ILLINOIS AT
URBANA-CHAMPAIGN

Name	Department Code No.	Date Effective	Length of Service
Shearer, Harry G.....	11	8-12-52	23-1/12
Shelberg, Oscar L.....	22	7-1-52	25-1/2
Shunick, Thomas E.....	03	11-24-52	19-1/6
Shure, Harry	23	4-24-53	12-1/6
Simpson, Letha M.....	22	10-1-52	43-3/4
Sitter, Muriel	22	9-8-52	15-1/4
Slaymaker, Charles M.....	23	1-5-53	35-5/6
Smiley, George B.....	22	12-17-52	18-1/6
Smith, Miles	23	5-22-53	12-1/6
Smith, Ross	25	3-17-53	12-5/12
Spaulding, Frank H.....	23	6-29-53	11-1/12
Sperry, Nancy	15	1-21-53	17-1/2
Spier, William F.....	23	3-21-53	9-5/6
Spiller, William A.....	23	7-27-52	16-2/3
Stack, William J.....	11	6-3-53	33-2/3
Stafford, Pearl	22	4-1-53	14
Standefer, Robert H.....	23	4-11-53	9-7/12
Stanley, Charles B.....	21	10-1-52	17-11/12
Steagall, James V.....	22	6-26-52	36-7/12
Stephenson, Leonard C.....	21	3-8-53	36-11/12
Stewart, Alice M.....	20	11-11-52	42-7/12
Stewart, Charles N.....	21	3-27-53	10-1/2
Stoll, Charles H.....	15	12-1-52	10-11/12
Stoltz, Fred	25	1-17-53	12-5/6
Stoner, J. Fred.....	11	10-20-52	10-1/6
Sullivan, William L.....	21	1-18-53	17-7/12
Summers, Bridg M.....	22	10-1-52	15
Tate, George B.....	22	8-23-52	40-5/12
Teefey, Frank	11	4-16-53	10-2/3
Theesfeld, Henry J.....	22	4-15-53	10-1/6
Therrio, Edward P.....	15	9-19-52	8-5/12
Thies, Emil	22	5-1-53	30-1/12
Thomas, Frank L.....	23	7-22-52	33-1/12
Thompson, Ann A.....	22	11-23-52	15-5/6
Thompson, Lelia M.....	22	5-17-53	8-1/3
Timm, Mary A.....	21	6-4-53	15-1/3
Todd, Lola G.....	23	5-6-53	32-5/6
Trail, Ollie C.....	03	4-16-53	8-1/6
Trego, Ora F.....	22	12-28-52	25
Utter, Grover D.....	23	4-3-53	12-5/12
Van Gundy, Hallie E.....	22	4-16-53	18
Van Norman, Mayme.....	33	5-19-53	11-5/12
Varble, Vernice R.....	23	6-12-53	12-1/6
Vause, Leatha	33	11-16-52	23-2/3
Vermeire, Julius	22	10-18-52	17-1/6
Waddell, May	22	9-7-52	18-1/2
Wade, Beulah B.....	22	7-18-52	34-1/12
Wade, Katherine	22	6-19-53	37
Wallesh, Joseph	21	7-9-52	31-11/12
Ward, Earl E.....	22	6-9-53	13-7/12
Ward, Lydia J.....	08	12-1-52	22-2/3

Original from

UNIVERSITY OF ILLINOIS AT
URBANA-CHAMPAIGN

Name	Department Code No.	Date Effective	Length of Service
Warde, Frank A.....	15	7-1-52	15
Warner, Daniel L.....	11	5-1-53	11-7/12
Watson, Herman	22	3-1-53	15
Watt, Claude S.....	21	5-24-52	8-5/12
Weber, Joseph	25	1-17-53	15-1/6
Weir, Eligius	21	5-30-53	21-1/3
Weldon, Marie E.....	34	5-1-53	18-5/12
Werchovsky, Natalie E.....	22	1-16-53	17-1/2
Wernsing, Harry J.....	03	3-17-53	20-11/12
Whipple, George A.....	23	3-8-53	10-1/6
White, Barbara L.....	22	4-9-53	13-5/12
White, Blanche C.....	22	9-4-52	36-1/6
Wickwire, Archie V.....	22	4-24-53	22-7/12
Wilkerson, Bert	22	4-1-53	10-5/12
Williams, Alex	21	1-17-53	19-1/4
Williams, Elizabeth S.....	11	8-24-52	11-1/12
Winters, George	22	11-16-52	17-5/12
Wisslead, Hilbert O.....	11	5-17-53	12-1/12
Wolfson, Jake	22	12-11-52	10-5/12
Wright, Warren	22	12-1-52	36-5/12
Wynes, Elizabeth B.....	33	1-1-53	15
Young, Della	20	3-1-53	15
Young, George T.....	23	3-19-53	15-7/12
Yowell, John B.....	23	3-1-52	18-1/6
Zahn, Fred R.....	22	4-24-53	36-1/3
Zak, Louis	23	3-11-53	12-1/2
Zeller, Edward	21	4-1-53	12-1/3

**SERVICE RETIREMENT ALLOWANCE EFFECTIVE DURING
THE PERIOD FROM JULY 1, 1952 TO JUNE 30, 1953**

Summary by Departments

Code No.	Name of Department	Year Ended June 30	
		1953	1952
03	Secretary of State.....	29	12
04	Auditor of Public Accounts.....	4	0
05	Treasurer	0	8
06	Attorney General	4	0
07	Public Instruction	1	9
08	Courts	2	0
09	State Officers	4	0
11	Agriculture	19	11
12	Conservation	2	1
13	Finance	1	0
14	Insurance	1	0
15	Labor	16	10
20	Public Health	4	8
21	Public Safety	33	16
22	Public Welfare	163	178
23	Public Works and Buildings.....	61	23
24	Registration and Education.....	1	2
25	Revenue	13	5
31	Illinois Commerce Commission.....	2	0
32	Illinois Liquor Control Commission.....	1	0
33	Illinois Public Aid Commission.....	19	16
34	Illinois Veterans Commission.....	2	0
35	Illinois State Militia.....	0	3
50	Miscellaneous Agencies	0	16
	Totals.....	382	318
	Pending and Uncompleted.....	0	0
	Totals.....	382	318

SCHEDULE 3

NONOCCUPATIONAL DEATH CLAIMS COVERING THE
PERIOD FROM JULY 1, 1952 TO JUNE 30, 1953

(Asterisk * before name indicates pending and uncompleted in prior years)

Name	Department Code No.	Date of Death	Name	Department Code No.	Date of Death
Ambuehl, Adolph H.....	05	5-30-53	Conklin, Winfield S.....	23	3-23-53
Andrews, Clarence L.....	23	9-10-52	Constantine, Ralph	15	6-25-53
Armstrong, Fred O.....	22	1-12-53	Cook, O. Ray.....	31	1-11-53
Arnold, John H.....	21	9-16-52	Cornwell, Dorothy		
Ashford, Cleretha	22	5-26-53	Louise	50	6-26-53
Baker, George H.....	23	10-7-52	Cox, Leonard	23	12-21-52
Barry, Mary E.....	22	3-2-53	Cripps, George G.....	15	5-30-53
Behrens, Herman W.....	25	9-2-52	Crowley, John	11	1-31-53
Bellot, Nicholas B.....	21	7-12-52	Crum, James R.....	22	3-25-53
Bergman, Henry	22	10-24-52	Cummings, Henry C.....	22	5-4-53
Berry, Stephen A.....	25	11-27-52	Cummins, Russell B.....	25	3-23-53
Blair, Dale	22	12-7-52	Daley, Don P.....	14	4-30-53
Boehm, Edward J.....	23	2-5-52	Damp, Leo	22	4-11-53
Bonham, Inez	22	1-5-53	Darnell, William C.....	23	8-20-52
Bovik, Conrad V.....	05	2-10-53	Davis, Ann E.....	22	11-18-52
Briggs, Thomas V.....	06	5-16-53	Davis, James B.....	22	2-28-53
Brissenden, Howard L.....	23	11-11-52	Delaney, Henry J.....	21	8-23-52
Brown, Eileen J.....	22	6-14-53	*Devenouges, Robert V... 22	10-17-51	
Buckles, William A.....	23	10-12-52	Dick, James M.....	05	10-15-52
Burke, Alexander			Dillenbeck, James M.... 11	7-24-52	
William	20	3-6-53	Dintelman, Earl G.....	22	6-12-53
Calihan, Roy H.....	21	6-23-53	Donnelly, John M.....	17	12-3-52
Campbell, Harold J.....	03	4-14-53	Dooman, Mike	23	10-27-52
Campbell, James	09	1-20-53	Douglas, Oliver E.....	05	1-15-53
Cardinale, Grace	15	12-23-52	Drinkwine, Francis		
Carlson, Mortimer	22	4-1-53	Ralph	23	8-24-52
Carpenter, Evelyn	15	3-4-53	Dusan, Roy J.....	15	9-27-52
Carpenter, Laurel J.....	23	3-19-51	Dwyer, James T.....	25	7-20-52
Carroll, Homer C.....	23	12-28-52	Earll, Walter G.....	25	9-9-52
Carroll, William F.....	22	8-14-52	Eaton, John R.....	21	1-20-53
*Cary, Lyda	23	1-6-52	Ellis, Harvey	15	11-29-52
Chapman, Daniel R.....	22	6-8-53	Else, Willard H.....	23	5-11-53
Cheney, Charles E.....	03	8-20-52	Emery, Cash V.....	22	5-2-53
Chitty, Frank J.....	12	9-14-52	Esko, Anna Ryan.....	22	10-18-52
Chmelik, Frank J.....	21	12-8-52	Evans, Beulah M.....	33	7-31-52
Clancy, Edward H.....	03	7-23-52	Evans, Charlotte	22	11-22-52
Clark, John C.....	22	5-2-53	Fagot, Arthur A.....	23	8-23-52
Clarke, William A.....	21	2-20-53	Fahs, Leslie G.....	23	4-21-53
Clausen, William C.....	25	8-12-52	Falk, Dewey	21	10-19-52
Clifford, Hazel E.....	22	1-4-53	Finney, Edward J.....	23	9-7-52
Comstock, Charles E.....	22	1-12-53	Foster, Alzater	22	2-27-53
Conaway, William H.....	21	10-18-52			

Original from

UNIVERSITY OF ILLINOIS AT
URBANA-CHAMPAIGN

Name	Department Code No.	Date of Death	Name	Department Code No.	Date of Death
Gard, Albert A.	22	6-25-52	Markillie, Jesse F.	22	2-28-53
Gilliam, Otto	22	7-16-52	Marxer, John J.	22	12-27-52
Glenn, Murry	21	6-12-52	Massey, Thomas O.	22	7-7-52
Graff, Stelle W.	07	8-26-52	Meador, Myrle	23	10-4-52
Grimes, Leroy C.	15	5-9-53	Melgaard, J. Marie	20	6-8-53
Hahr, Clarence S.	23	6-26-52	Merkle, C. Oscar	11	5-11-53
Hall, Fred G.	11	1-15-53	Meyers, Harvey C.	15	2-7-51
Hamlin, Clarence A.	23	3-2-53	Miller, Eugene L.	23	1-7-53
Hatting, Edna M.	22	2-7-53	Minnicar, Paul	23	12-16-52
Henderson, James H.	23	1-12-53	Moran, John B.	23	9-24-52
Hintz, John	22	7-26-52	Muesse, Howard S.	23	4-6-53
Hogg, Olga K.	25	9-1-52	Munson, Harold H.	22	1-23-53
Hood, Francis E.	22	11-18-52	Muzzarelli, Vittorio	35	4-2-53
*Hood, Willis	22	6-27-52	Nall, Carl	23	6-15-53
Hosley, Benjamin F.	22	7-10-52	Nelson, Edward	22	6-10-49
Houdek, Ella	22	3-14-53	Nickelson, LeRoy	03	2-14-53
Howard, John L.	33	10-5-52	O'Connor, Mayme	22	6-27-52
Imgruet, Joseph P.	25	5-3-52	Parker, Arna	22	2-12-53
Ingram, Henry L.	03	9-28-52	Paschal, Cora Belle	15	11-16-52
Ittig, Theodore W.	23	5-10-52	Patterson, Mabel P.	22	3-20-53
Jackson, Bertha Mae	15	7-18-52	Poole, Earl L.	22	5-31-53
James, John J.	22	7-20-52	Potter, H. Melville	21	10-8-52
Johnson, Dorothy	03	8-1-52	Prats, Joseph P.	22	6-20-53
Johnson, Mabel E.	06	10-25-52	Rambo, Linn E.	31	12-15-52
Karraker, Bertha L.	22	8-21-52	Ransom, Edward	23	8-10-52
Kidd, Earle V.	22	4-4-53	Redden, Mabel	06	9-19-52
Kimbrow, Francis E.	22	5-30-53	Redshaw, Harland C.	22	1-14-53
Kubiak, Victor J.	23	9-29-52	Reeder, James C.	05	5-7-52
Kunes, James	22	11-27-52	Rice, Jennie Grierson	22	2-9-53
LaBarge, Rose	22	2-2-53	Richardson, Beatrice	15	9-27-52
LaJone, Lucille	15	6-2-53	Roberson, William E.	22	7-22-52
Larson, Arthur R.	22	8-31-52	Roberts, Laurence O.	25	4-25-53
*Lawless, Thomas A.	22	4-27-52	*Romig, Burrie V.	23	7-6-50
Lee, Norman J.	21	9-6-52	Rowden, Clarence W.	23	3-24-53
Leitch, Lawrence R.	15	3-16-53	*Russo, James L.	20	6-9-52
Levin, Abe	15	1-31-53	Salemme, Joseph	35	11-11-52
Levinson, Jerome J.	25	8-22-52	Schlipman, Myra H.	22	4-7-53
Logan, Wesley	20	1-13-53	Schneider, Emma W.	03	2-3-53
Long, John N.	22	3-18-53	Schoening, Charles	23	9-13-52
Lonsen, Werner	22	2-8-53	Schwartz, Hyman	15	2-10-53
Lowe, Henry F.	22	6-26-52	Seabeck, John M.	23	11-13-52
Lustig, Edward	35	7-30-52	Seroy, Henry L.	23	6-21-51
Luthin, Herbert W.	21	9-24-52	Shaw, Pauline B.	25	11-1-52
McHale, Agnes	22	12-17-52	Shepherdson, Genevieve A.	33	9-18-52
McKeever, Vincent W.	03	6-29-52	Sherry, Mae B.	22	11-3-52
McKinnies, Ursley	22	8-13-52	Sievers, Gussie H.	03	8-15-52
McLaughlin, Ella	22	6-8-53	Simmons, Floyd M.	20	2-6-53
Mahoney, William J.	25	6-20-52	Simon, Elizabeth M.	15	3-18-53

Original from

UNIVERSITY OF ILLINOIS AT
URBANA-CHAMPAIGN

Name	Depart- ment Code No.	Date of Death	Name	Depart- ment Code No.	Date of Death
Smith, George W.....	22	7-8-52	Vancil, Noah	21	4-21-53
Smith, Phyllis J.....	04	6-11-53	Vess, Arnold	15	12-5-52
Smothers, Arvol R.....	21	4-30-53	Volger, Ernest H.....	22	12-13-52
Snigg, John P.....	06	12-17-52	Wagner, Carroll	21	2-27-53
Snyder, William	22	3-21-53	Walker, William A.....	11	1-21-53
Sorgani, Alphonse R.....	22	7-25-52	Waller, Harry	22	5-28-52
Souza, Henry	22	1-10-53	Warburton, Edward W.	21	5-16-52
Souza, Roy	22	2-9-53	Weihl, Iva	22	6-29-52
*Sparks, Faye	22	12-26-50	Wellmerling, Louis F...	03	8-10-52
Stanley, Cleo V.....	22	9-20-52	*Wells, Charles	23	1-1-50
Stevens, Pansy	03	3-4-53	White, Harold C.....	25	5-8-53
Stewart, Paul N.....	22	8-10-52	Wilke, Arthur C., Sr....	23	12-22-52
Stovall, Ernest	23	3-18-53	Williams, Gertrude	22	12-31-52
Talley, Aleck R.....	23	4-2-53	Williamson, Milton	21	2-25-53
Tankersley, James H.....	22	11-22-52	Wilson, Rossie	22	12-26-52
Tanner, Edward H.....	22	4-25-53	Wilson, William P.....	21	6-24-52
Taylor, Henry	23	7-28-51	Woodward, Bertha	25	3-3-53
Terry, Robert T.....	25	2-21-53	Woracheck, Elmer	22	7-6-52
Tholen, Roy D.....	22	7-27-52	Yowell, Roberta Ann....	33	10-22-52
Tolchin, Morris	25	6-5-53	Zakrzewski, Louise	22	5-29-52
Trottnow, Ethel	22	12-9-52	Zogg, Martin F.....	23	3-16-53
Truty, Mary K.....	13	10-15-52			
Turner, Frank	22	1-10-53			

**NONOCCUPATIONAL DEATH CLAIMS COVERING THE
PERIOD FROM JULY 1, 1952 TO JUNE 30, 1953**

Summary by Departments

Code No.	Name of Department	Year Ended June 30	
		1953	1952
03	Secretary of State.....	11	14
04	Auditor of Public Accounts.....	1	8
05	Treasurer	5	1
06	Attorney General	4	1
07	Public Instruction	1	1
09	State Officers	1	0
11	Agriculture	5	8
12	Conservation	1	0
13	Finance	1	1
14	Insurance	1	3
15	Labor	17	19
17	Mines and Minerals.....	1	0
20	Public Health	4	2
21	Public Safety	19	17
22	Public Welfare	77	69
23	Public Works and Buildings.....	37	41
24	Registration and Education.....	0	1
25	Revenue	16	4
31	Illinois Commerce Commission.....	2	0
33	Illinois Public Aid Commission.....	4	6
35	Illinois State Militia.....	3	2
50	Miscellaneous Agencies	1	4
	Totals.....	212	202
	Pending and Uncompleted.....	4	15
	Totals.....	216	217

SCHEDULE 4

OCCUPATIONAL DEATHS OCCURRING DURING THE
PERIOD FROM JULY 1, 1952 TO JUNE 30, 1953

Name	Department Code No.	Date of Death	Name	Department Code No.	Date of Death
Cole, Marshall H.....	22	4-16-52	Kral, Edward A.....	23	6-30-52
Gagnon, Glenn D.....	21	12-28-52	Mees, Louis A.....	23	8-26-52
Gromala, Frank A.....	11	7-9-52	Rolando, Frank	12	11-17-52

OCCUPATIONAL DEATHS OCCURRING DURING THE
PERIOD FROM JULY 1, 1952 TO JUNE 30, 1953

Summary by Departments

Code No.	Name of Department	Year Ended June 30	
		1953	1952
11	Agriculture	1	1
12	Conservation	1	0
21	Public Safety	1	1
22	Public Welfare	1	1
23	Public Works and Buildings.....	2	0
	Totals.....	6	3
	Pending and Uncompleted.....	0	0
	Totals.....	6	3

SCHEDULE 5

**NONOCCUPATIONAL DISABILITY CLAIMS COVERING
THE PERIOD FROM JULY 1, 1952 TO JUNE 30, 1953**

Name	Depart- ment Code No.	Date of Dis- ability	Name	Depart- ment Code No.	Date of Dis- ability
Abbitt, Sophia	22	5-3-53	Farrell, Albert J.	15	12-15-52
Ahern, John F.	25	5-7-53	Fleming, Orla	33	3-31-53
Alton, William J.	23	2-10-53	Forbes, Iva E.	22	4-11-53
Anderson, George M.	22	12-29-52	Gannar, Nettie	25	4-14-53
Ash, Bessie	22	10-21-52	Garrett, Susie	22	2-18-53
Augustiniak, Peter	22	8-26-52	Gerace, Philip J.	03	3-31-53
Bailey, Albert B.	23	12-5-52	Goddard, Homer H.	22	4-29-53
Beck, Marguerite J.	22	11-17-52	Gray, L. Francis	21	9-7-52
Billings, Ada C.	22	8-29-52	Grimes, Artemas W.	15	10-30-52
Brand, Ethel G.	22	11-19-52	Gunder, John W.	23	1-12-53
Brown, Selma C.	22	7-31-52	Gunier, Louis	22	10-26-52
Eull, Edna	22	4-9-53	Gurley, Susan E.	22	10-6-52
Buttry, Otis L.	22	5-17-53	Hankey, Frances P.	22	8-6-52
Cambron, Edward R.	22	4-8-53	Hanson, Leslie C.	15	10-28-52
Carpenter, Evelyn D.	15	12-10-52	Harris, Ulis	21	9-19-52
Carter, Albert M.	03	10-31-52	Haun, Myrtle L.	22	2-25-53
Carter, Charles H.	03	11-15-52	Higley, Dora	22	9-27-52
Caruso, Della	25	7-31-52	Hill, Dolly S.	03	11-23-52
Cavitt, Ava E.	22	10-31-52	Hill, Orville	22	3-31-53
Champagne, Marguerite	22	3-28-53	Hletko, Paul	22	9-30-52
Cleveland, Adele G.	15	9-5-52	Hood, Owen T.	22	9-30-52
Clewell, Lillian E.	15	5-11-53	Hoyt, Catherine	20	8-21-52
Cline, Blanche	22	1-28-53	Hubert, Eutha	22	3-16-53
Cochran, Nova E.	22	5-25-53	Hunter, Henry	22	7-16-52
Cockerill, Roy Earl	03	11-30-52	Hurst, James C.	22	3-14-53
Conrad, Sallie A.	22	1-26-53	Ingram, Richard F.	04	4-15-53
Cooper, Thomas W.	22	2-24-53	Ireland, Lucy A.	22	9-25-52
Cowgur, Nettie J.	22	8-26-52	Jackson, William D.	22	2-17-53
Cramer, Mildred	22	3-8-53	James, Mary E.	22	10-10-52
Czapek, Stanley S.	11	12-31-52	Johnson, Jesse	21	7-16-52
Desch, Samuel	22	3-10-53	Johnson, Leanora M.	22	8-23-52
Dinter, Bruno P., Sr.	22	4-5-53	Johnson, Letha	22	11-20-52
Dougherty, John P.	23	12-10-52	Johnson, Lillian A.	04	3-16-53
Doyel, Helen C.	22	12-29-52	Jones, Mary Lou	33	10-31-52
Dressler, Marie	22	7-13-52	Jones, Precious A.	22	9-16-52
Dunston, Ada V.	35	10-16-52	Keller, Lawanda B.	22	4-14-53
Eldredge, Celesta A.	23	2-14-53	Kenney, Thomas William	21	1-20-53
Elliott, Lyle H.	22	5-18-53	Kidd, Earle V.	22	12-3-52
Endres, Flora Opal	22	5-11-53	Killam, Anna F.	22	3-14-53
Epstein, Joseph	22	3-7-53	Kirkpatrick, Arda	22	5-3-53

Original from

UNIVERSITY OF ILLINOIS AT
URBANA-CHAMPAIGN

Name	Depart- ment Code No.	Date of Dis- ability	Name	Depart- ment Code No.	Date of Dis- ability
LaBarge, Lillian P.	22	1-27-53	Robinson, Eva	22	12-28-52
Labowitch, Benjamin	15	1-2-53	Roth, Elizabeth	22	3-16-53
Lamb, Edna	22	4-8-53	Royer, Nelle M.	20	12-4-52
Large, Elma	22	1-29-53	Rutherford, Mattie R.	22	12-7-52
Lawrence, Milton R.	23	4-30-53	Ryan, Alta P.	22	1-20-53
LeSage, Ersie J.	22	1-16-53	Sanders, Flora	22	10-7-52
Lewis, Ruth T.	22	1-18-53	Schackmann, Beryl L.	22	5-17-53
Lowry, George C.	22	11-26-52	Schol, Joseph J., Jr.	11	9-15-52
Luthin, Herbert W.	21	7-31-52	Sharp, Theodore L.	22	12-19-52
McCarthy, Marcus A.	21	1-9-53	Shouse, Veva L.	22	12-30-52
McDermott, Faye	22	4-1-53	Slagle, Russell L.	03	12-16-52
McElvain, Myrtle	22	2-15-53	Smith, Ethel R.	22	12-24-52
McMillan, Alice R.	22	10-30-52	Smith, Ruth Ann	22	11-2-52
Manis, John	25	4-5-53	Snyder, Nina M.	22	2-20-53
Manning, Cecile J.	22	7-25-52	Stout, Burnus M.	21	2-4-53
Mathewson, Howard A.	21	1-16-53	Stricklin, Virginia L.	33	8-31-52
Mayberry, Charles B.	22	1-4-53	Striegel, Dora A.	22	12-12-52
Mayberry, Margaret F.	22	12-19-52	Strong, Kenneth W.	15	2-16-53
Menees, Sadie	22	3-14-53	Sullivan, Clifford F.	25	12-20-52
Miller, Joseph H.	23	7-23-52	Sullivan, Rose	22	10-14-52
Minniear, Paul	23	7-30-52	Sutphin, Margaret F.	33	12-10-52
Mooney, Thomas	22	3-10-53	Tanner, Lucy	22	11-28-52
Moore, Lota	22	5-22-53	Ternetti, Peter	03	12-31-52
Moore, Mae	22	7-5-52	Thomas, Nettie A.	22	8-14-52
Mulvihill, Esther E.	20	4-30-53	Thompson, Jettie Belle	22	4-15-53
Newkirk, Vollie	11	12-31-52	Torticil, Alice M.	23	12-6-52
Nonneman, Pearl	33	4-15-53	Tweedt, Gillie G.	22	1-16-53
O'Connor, Richard M.	03	5-16-53	Vermeire, Mary L.	22	2-10-53
O'Grady, Peter J.	25	3-16-53	Vinyard, Willabele	22	1-7-53
Olson, Leila R.	21	4-15-53	Webb, Leon	22	7-31-52
Owings, Hazel	22	1-2-53	Welsh, Walter R.	17	4-30-53
Peterson, Hazel	33	3-20-53	Wheet, Margaret L.	22	10-1-52
Raetz, William C.	03	12-16-52	Wilson, Anna A.	22	5-18-53
Randall, Florence	22	7-4-52	Williams, Glenna	22	10-20-52
Rang, Carl H.	21	11-25-52	Williamson, Ralph	22	7-19-52
Reeder, Cleo	22	9-6-52	Winship, Lovie	22	1-23-53
Reinhart, Florence	22	9-27-52	Wright, Warren	22	7-12-52
Richards, Harold V.	21	12-17-52	Zeller, Walter	22	9-22-52
Robinson, Carrie	22	12-21-52			

**NONOCCUPATIONAL DISABILITY CLAIMS COVERING
THE PERIOD FROM JULY 1, 1952 TO JUNE 30, 1953**

Summary by Departments

Code No.	Name of Department	Year Ended June 30	
		1953	1952
03	Secretary of State.....	9	6
04	Auditor of Public Accounts.....	2	1
11	Agriculture	3	0
13	Finance	0	1
15	Labor	8	13
17	Mines and Minerals.....	1	0
20	Public Health	3	9
21	Public Safety	11	14
22	Public Welfare	98	131
23	Public Works and Buildings.....	9	10
25	Revenue	6	3
33	Illinois Public Aid Commission.....	6	7
35	Illinois State Militia.....	1	0
50	Miscellaneous Agencies	0	6
	Totals.....	157	201
	Pending and Uncompleted.....	0	1
	Totals.....	157	202

SCHEDULE 6

OCCUPATIONAL DISABILITY CLAIMS COVERING THE
PERIOD FROM JULY 1, 1952 TO JUNE 30, 1953

Name	Depart- ment Code No.	Date of Dis- ability	Name	Depart- ment Code No.	Date of Dis- ability
Abrams, Leona	22	5-1-52	Kendrick, Truman	22	8-16-52
Aercke, Leon J.....	22	10-17-52	Koch, George J.....	23	5-6-52
Amos, Hilda W.....	22	5-9-52	Kraske, Michael	22	4-11-52
Andrews, Lovera C.....	22	4-10-53	Lange, Arthur W.....	23	3-26-53
Arney, Ollie	22	10-8-52	LeBlance, Rosie	22	7-26-52
Baltrush, Emil J.....	23	1-29-53	Lemke, Carl	23	10-23-52
Bandy, Jesse F.....	23	12-14-51	Luinys, Janina	22	5-1-53
Barber, Leanna	22	12-21-52	Luttrell, Cecil	22	9-18-52
Bloem, Nellie E.....	22	8-18-52	Merdian, Florence E.....	22	5-6-52
Bugg, Dollie E.....	22	4-10-53	Mullins, Cliford L.....	23	2-19-53
Bumgarner, Bessie A.....	22	8-29-52	McNeill, Minnie	22	4-1-52
Carpenter, Glenn	23	9-24-52	O'Keefe, Beulah M.....	22	1-14-53
Carter, Larkie F.....	22	4-1-53	Osman, Orwin	22	12-17-52
Casper, William W.....	22	4-1-52	Peak, Nellie	22	9-21-52
Christensen, Howard V...	23	12-16-52	Peters, Henry	23	3-4-53
Clapper, Walter	22	5-1-52	Pickett, Ralph R.....	23	1-17-53
Cleveland, Verla R.....	22	3-24-53	Presley, Phillip R.....	23	6-13-53
Clodi, Lawrence	22	6-6-52	Qualls, Robert F.....	23	9-1-52
Custer, Lydia	22	5-3-52	Redenius, Elmer	22	12-12-52
Deaton, Monita	22	10-1-52	Rich, Hilda K.....	22	8-24-52
Deavers, Jessie M.....	22	4-1-52	Roadman, Eula Belle....	22	6-6-52
Dowland, Donald V.....	22	4-26-53	Rockwood, Nathan A. ..	22	9-1-52
Drew, Paul C.....	23	3-19-53	Rozanski, Richard C.....	23	8-14-52
Ellison, Ora E.....	22	6-23-53	Schaefer, Seaman	23	12-27-52
Farris, Estelle	22	5-23-52	Schoenheider, Charles ...	23	10-1-52
Flynn, Clifford A.....	22	6-10-52	Shapiro, Clemens K.....	25	8-1-52
Friese, Edward	22	1-21-53	Skogevik, Mabel	22	8-7-52
Furr, Vernese	22	1-7-53	Smith, Flonie M.....	22	3-6-53
Furrer, Alonzo K.....	23	12-14-52	Smith, Roy W.....	23	10-1-51
Grider, Jack E.....	23	12-19-52	Stafford, Pearl	22	7-8-52
Gross, Valley E.....	33	6-16-51	Trowbridge, Truman	22	4-8-53
Hall, Jeanette	22	7-18-52	Vaile, James	22	7-2-52
Hemminger, Mabel L.....	22	5-21-52	Walker, Mary	22	9-1-52
Hogan, Mary Elizabeth....	22	6-5-52	Winnett, Marshall	23	11-25-52
Holt, Herbert L.....	22	5-19-53			
Jadrich, Nick	23	7-5-52			
Johnson, Lurene	22	7-1-52			

Original from

UNIVERSITY OF ILLINOIS AT
URBANA-CHAMPAIGN

**OCCUPATIONAL DISABILITY CLAIMS COVERING THE
PERIOD FROM JULY 1, 1952 TO JUNE 30, 1953**

Summary by Departments

Code No.	Name of Department	Year Ended June 30	
		1953	1952
22	Public Welfare	48	2
23	Public Works and Buildings.....	21	14
25	Revenue	1	0
33	Illinois Public Aid Commission.....	1	0
	Totals.....	71	16
	Pending and Uncompleted.....	0	0
	Totals.....	71	16

SCHEDULE 7

**DEATH BENEFITS AFTER RETIREMENT COVERING THE
PERIOD FROM JULY 1, 1952 TO JUNE 30, 1953**

Excess of Accumulated Contributions Over Pension Payments Received

Name	Depart- ment Code No.	Date of Death	Name	Depart- ment Code No.	Date of Death
Berry, Hallie	22	7-15-52	Mitchell, Samuel L.....	22	12-18-52
Bost, Frank H.....	22	5-21-52	Mount, Clark W.....	22	1-2-53
Cash, Sam	23	6-19-53	Powell, Albert C.....	21	1-9-53
Cole, Daniel T.....	22	1-2-53	Taylor, Samuel H.....	22	4-21-53
Coughlin, James A.....	15	4-19-53	Verneire, Julius	22	12-30-52
Kelso, Nellie	20	6-28-52	Watt, Claude S.....	21	9-28-52
Maggee, Alma	22	3-4-53	Yates, Willie L.....	22	3-15-53
			Zimmerman, Harvey P...	11	8-9-52

**DEATH BENEFITS AFTER RETIREMENT COVERING THE
PERIOD FROM JULY 1, 1952 TO JUNE 30, 1953**

Excess of Accumulated Contributions Over Pension Payments Received

Summary by Departments

Code No.	Name of Department	Year Ended June 30	
		1953	1952
4	Auditor of Public Accounts.....	0	1
7	Public Instruction	0	1
11	Agriculture	1	0
15	Labor	1	0
20	Public Health	1	0
21	Public Safety	2	0
22	Public Welfare	9	4
23	Public Works and Buildings.....	1	2
35	Illinois State Militia.....	0	1
	Totals.....	15	9
	Pending and Uncompleted.....	0	0
	Totals.....	15	9

SCHEDULE 8

**REVERSIONARY ANNUITIES EFFECTIVE DURING THE
PERIOD FROM JULY 1, 1952 TO JUNE 30, 1953**

Deceased Member	Reversionary Annuitant	Department Code No.	Date Effective
Walters, Frank A.....	Walters, Anna B.....	11	6-10-52

Summary by Departments

Code No.	Name of Department	Year Ended June 30	
		1953	1952
11	Agriculture	1	0
22	Public Welfare	0	1
	Totals.....	1	1
	Pending and Uncompleted.....	0	0
	Totals.....	1	1

APPENDIX

SUMMARY OF BENEFIT AND CONTRIBUTION PROVISIONS OF STATE EMPLOYEES' RETIREMENT ACT *

BENEFITS

1. Service Retirement Allowance

Retirement is optional with a member upon attainment of the age of 60 years, provided at least 8 years of service has been completed.

Retirement is compulsory upon attainment of the age of 70 years if 15 years of service has been rendered, or upon the completion of 15 years of service after attainment of such age. The compulsory retirement provision became effective on January 1, 1949.

In the case of a member withdrawing from service prior to the age of 55 years a vested interest in a retirement allowance attaches upon completion of 15 or more years of service. If the member withdraws from service upon or after attainment of the age of 55 years, a vested right is established if he has 8 or more years of service.

The allowance consists of the following:

(a) An annuity which is equal to 1/120th of average final compensation for each year of membership service, i.e., service after January 1, 1944.

(b) A State annuity equal to 1/120th of average final compensation of the member for each year of membership service, not to exceed 35 years.

(c) A prior service annuity equal to 1/60th of average final compensation for each credited year of prior service, i.e., service before January 1, 1944, not to exceed 35 years.

Limitations and Guarantees. A service retirement allowance to any member cannot exceed 60% of average final compensation, provided that the service retirement allowance to any member who was in service on July 1, 1951 cannot be less than the amount to which he was entitled under the provisions of the Act in effect prior to that date.

Estimating Retirement Allowance. The retirement allowance set out in the foregoing paragraphs labeled (a), (b) and (c) is equal to $1\frac{2}{3}\%$ of average final compensation multiplied by the total number of years of credited service subject to the limitation as to prior service.

Optional Minimum Benefit. An optional minimum annual retirement benefit is provided in the case of any member aged 65 years or over, having 15 or more years of creditable service, equal to 1% of average final compensation per year of credited service, plus the sum of \$25.00 for each completed year of service, subject to a minimum payment of \$780.00 per year and a maximum payment of 60% of average final compensation.

Average Final Compensation. Average final compensation is defined to mean the average annual rate of earnable compensation for the five consecutive years within the last ten years of service prior to retirement when such average was highest, subject to a maximum of \$7,500.00 per year.

Special Retirement Provision. Any member who has received ordinary disability benefit for the maximum period of time specified under the plan, who has attained an age of at least 55 years and has completed at least 15 years of service,

* This summary sets forth in brief the principal provisions of the plan of operation underlying the System but is not to be accepted as a substitute for the applicable law. The law must be considered as controlling under all circumstances.

may retire and receive a retirement allowance as of his attained age, without reduction in the amount thereof because of retirement before age 60.

2. Widow's Annuity

This benefit consists of (a) a widow's annuity equal to one-half of the retirement allowance earned by the member at date of death or at date of retirement, provided he has at least 8 years of service, whichever first occurs, and (b) a lump sum death benefit payment of \$500.00.

A widow of a member in service on July 7, 1953 has the option, if no other beneficiary has been named, of electing to receive the ordinary death benefit or the widow's annuity. A widow of a person becoming a member after that date is entitled to this option only if the actuarial value of the widow's annuity (without the \$500.00 death benefit) is less than the ordinary death benefit.

The widow's annuity begins when the widow attains age 55, if she is under 55 at date of the member's death, or on the date of death of the member if she is 55 years of age or over. If she has a minor child or children under age 18 in her care, the annuity begins at once, even though she is under 55. In the latter case, the annuity is increased 5% on account of each such child, subject to a maximum of $66\frac{2}{3}\%$ of the retirement benefit earned by the member.

3. Reversionary Annuity

A member may elect to receive a reduced retirement allowance for himself and provide an annuity for a designated beneficiary on an actuarial equivalent basis to be paid upon his death.

4. Ordinary Disability Benefit

This benefit is available to any member under the age of 65 years who has rendered at least five years of creditable service and who has been a contributor to the System for at least 12 months.

The amount of the benefit is 40% of earnable compensation* plus a credit of the applicable percentage of earnable compensation for service retirement allowance purposes. The benefit begins on the 31st day of absence from service on account of disability, is payable during the time a member shall not receive nor have a right to receive compensation, and may extend for an aggregate period of time not to exceed one-fourth of the member's period of service at date of disability, but in no event beyond age 65.

* Earnable compensation is defined to mean the full rate of the member's compensation including maintenance, subject to a maximum of \$7,500.00 per year.

5. Death Benefit—Death Before Retirement

The accumulated contributions of the member are payable in event of death.

The ordinary death benefit, payable from State contributions, is payable upon death of a member while in service provided the member has been a contributor to the System for at least one year and has been in receipt of compensation within a period of 12 months prior to the date of death, with the following exception: In the case of a member in receipt of ordinary disability benefit, death benefit coverage is provided during the entire time disability benefits are payable.

The benefit payable from State contributions is an amount equal to one month's earnable compensation for each completed year of creditable service, not to exceed six months' salary.

6. Death Benefit Upon Death After Retirement

Upon death of a retired member, provided such member did not elect an annuity payable to his dependents after his death, a death benefit is payable to the person or persons nominated by the deceased member to receive such payment

equal to the excess, if any, of the amount of his accumulated contributions at time of his retirement on service retirement allowance over the total amount of all service retirement allowance payments received by the retired member.

7. **Accidental Disability Benefit**

This benefit is provided to any member under the age of 65 years becoming disabled as the direct result of injuries arising out of and in the course of employment.

The benefit is equal to 60% of earnable compensation plus a credit of the applicable percentage of earnable compensation for service retirement allowance purposes. The benefit is reduced by amounts received as workmen's compensation.

The benefit ceases upon termination of disability or upon attainment of age 65, whichever event first occurs. If termination of benefit is due to age, the member becomes entitled to a service retirement allowance and the minimum period of service prescribed for the receipt of a retirement benefit does not apply in such a case.

8. **Accidental Death Benefit**

Upon death of a member as the direct result of injuries arising out of and in the course of employment, his accumulated contributions are payable in full to his beneficiary, and if a widow survives she is entitled to a benefit equal to 50% of the member's earnable compensation which is payable during her widowhood. If there be no widow, or if the widow remarries or dies before any child of the deceased has attained the age of 18 years each such child receives a monthly allowance of \$15.00, payable until attainment of age 18. The combined payments to children are not to exceed 50% of earnable compensation of the member.

If there be no widow nor minor children under age 18, a benefit of 50% of earnable compensation is payable to either surviving dependent parent for life. If none of the prescribed beneficiaries exist, no accidental death benefit is payable.

The accidental death benefit is reduced by amounts received as workmen's compensation.

9. **Refunds**

Upon withdrawal from service before retirement a member is entitled to a refund of all his contributions, without interest, including retirement benefit and widow's annuity contributions.

CONTRIBUTIONS

By Members: The members of the System contribute at the rate of 6% of their earnings by way of salary deductions. Male members are required to contribute an additional 1% of salary towards the widow's annuity. The maximum amount of earnings considered by the System for salary deductions is \$7,500.00 per year.

By the State: The State of Illinois is obligated to meet the remainder of the cost of the benefits provided by the System and expense of administration through biennial appropriations.

ADMINISTRATION

A Board of Trustees, consisting of five members, administers the affairs of the System with the aid of a secretary. The principal functions of the Board are to resolve questions of policy, invest the reserve funds, formulate rules and regulations to implement the provisions of the law and generally institute and supervise matters of administration. The Secretary by law is the executive officer in charge of the administration of the System.